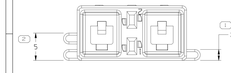

TYPE 102
SAME AS TYPE 101
EXCEPT AS SHOWN

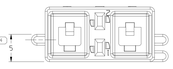

TYPE 103
SAME AS TYPE 101
EXCEPT AS SHOWN

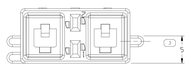

TYPE 104
SAME AS TYPE 102
EXCEPT AS SHOWN

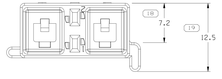

TYPE 105
SAME AS TYPE 102
EXCEPT AS SHOWN

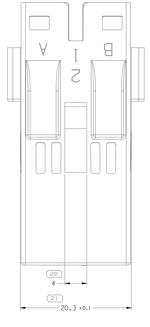

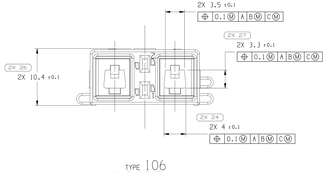

TYPE 106
SAME AS TYPE 101
EXCEPT AS SHOWN

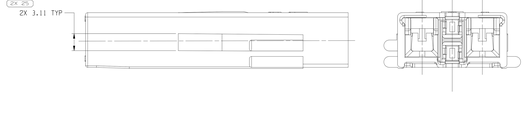

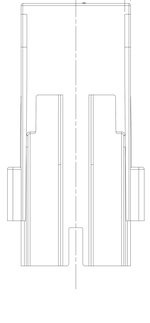

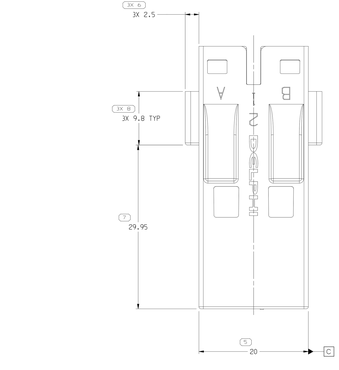

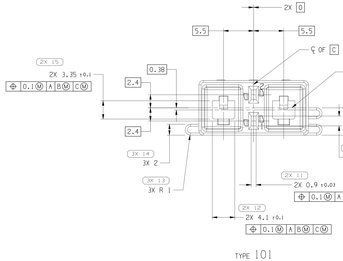

TYPE 101

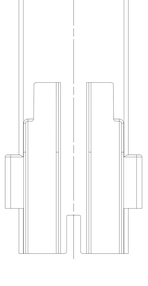

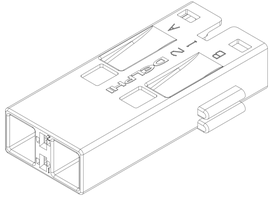

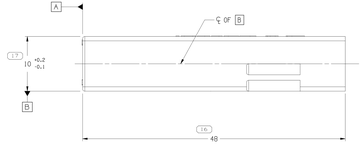

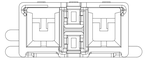

SYMBOL DEFINITION		
A DIMENSION WITHOUT AN INSPECTION REPORT SYMBOL DOES NOT REQUIRE INSPECTION. IT MAY BE CONTROLLED ON THE INDIVIDUAL COMPONENT DRAWING.	TOTAL NO OF INSPECTIONS REQUIRED	45
	LAST NO. USED	27

MISSING SYMBOLS
NO MISSING SYMBOL NUMBER

DWG STATUS					ZONE	REVISION HISTORY	AUTH	DR	APVD	APVD
DATE	SUB	REV	N/P	CHG						
07FE13	R	01	-	-	-	TAXI PART DRAWING CREATED	421389	JHD	JHD	TG
11JL13	R	02	-	-	-	ALL PARTS - REVISED GRAPHICS; 15526394-96 - UPDATED PART AVAILABILITY	423262	CAR	JVM	EDA
23AU13	R	03	-	-	-	ALL PARTS - ADDED APPLICATION DATA NOTE	423629	AMC	JVM	YVH
25NO13	R	04	-	-	-	ALL PARTS - REVISED DELPHI LOGO POSITION	424497	BK	JVM	YVH
13DE13	R	05	-	-	-	31137225 - RELEASED	424907	YVH	RDC	YVH
27FE14	R	06	-	-	-	31137225 - MAT'l CALLOUT WAS POLYESTER COMPOUND, BLK & UPDATED PART AVAILABILITY; 15526397 - UPDATED PART AVAILABILITY	425720	YVH	YVH	TG
08JL14	R	07	-	-	-	33179705 ADDED TO REV 01	427002	CM	CM	TG
05AU14	R	08	-	-	-	ALL PARTS - ADDED CREEPAGE INFORMATION PER IEC60664-1(97), 33137225 - UPDATED ESD STANDARD	427298	AHD	YVH	YVH
11JL16	R	09	-	-	-	ALL PARTS - ADDED ELECTRIC VEHICLE CHARGING AND HIGH DUTY CYCLE APPLICATION NOTE	433576	DCH	DCH	TG
22SE16	R	10	-	-	-	ALL PARTS - CORRECTED ELECTRIC VEHICLE CHARGING AND HIGH DUTY CYCLE APPLICATION NOTE	434196	JVR	JVR	TG
05JN18	R	11	-	-	-	ALL PARTS - (D +0.2/-0.1 WAS (D ±0.1 AND REINSTATED DIMS #12 & #15	439902	DAV	JAA	TAV
25JA19	R	12	-	-	-	ALL PARTS - ADDED BASIC DIMS (2 PLCS)	442127	JLL	JAA	TAV
19FE21	R	13	-	-	-	35535558-62 - RELEASED	553520	GDH	EVV	TAV

NOTES

1. UNLESS OTHERWISE SPECIFIED AND/OR INDICATED:

   DIMENSIONS ARE TO FACE OF VIEW SHOWN AND AUTOMATICALLY ROUNDED BY COMPUTER FOR INSPECTION (SEE MATH MODEL FOR PRECISE DIMENSIONS). FOR ALL OTHER DIMENSIONS NOT SHOWN BUT REQUIRED FOR TOOL BUILD, SEE MATH MODEL FOR PRECISE TOOL PATH DATA.

2. FOR APPLICATION DATA SEE THE INDIVIDUAL APPLICATION DRAWINGS.
3. THIS PRODUCT IS NOT CATEGORIZED AS AN APPEARANCE ITEM, MINOR IMPERFECTIONS INCLUDING, BUT NOT LIMITED TO, FLOW MARKS, COLOR BLEMISHES, GATE VESTIGE, AND SOFT FLASH THAT DO NOT AFFECT THE FIT, FORM, OR FUNCTION OF THE PART ARE PERMISSIBLE PER DPNP-4.7-CS-01.
4. CORPORATE BRAND TO BE APPLIED TO PRODUCT DESIGN PER THE LATEST REVISION OF ESD S1085201.
5. CONNECTOR DESIGNS PROVIDE THE FOLLOWING MINIMUM CREEPAGE DISTANCES WHEN MATED, AS ASSESSED PER IEC60664 WITH POLLUTION DEGREE : 2 OR 3:
   -CAVITIES A TO B : 36.52 mm
6. ELECTRIC VEHICLE CHARGING AND OTHER HIGH DUTY CYCLE APPLICATIONS CARRYING >25A REQUIRE THE FOLLOWING:
   -MIN 5.0 MM2 COPPER CONDUCTORS.
   -TERMINAL TO CONDUCTOR INTERFACE RESISTANCES ≤ 0.2 mOhms. SOLDERED CRIMPS ARE RECOMMENDED.
   -TERMINAL TEMPERATURES NEED TO BE MEASURED IN THE VEHICLE APPLICATION TO INSURE T-RISE OVER AMBIENT IS <35 DEG C AT MAXIMUM CONTINUOUS CURRENT.

PART NO	REV	N/P	MATERIAL SPECIFICATION AND COLOR	TYPE	VOLUME (CM³)
35535562	01	-	POLYESTER COMPOUND PURPLE	105	4.394
35535561	01	-	POLYESTER COMPOUND LIGTH GREEN	104	4.382
35535560	01	-	POLYESTER COMPOUND BROWN	103	4.382
35535559	01	-	POLYESTER COMPOUND LIGTH GRAY	102	4.383
35535558	01	-	POLYESTER COMPOUND BLUE	101	4.383
33179705	01	AE	POLYESTER COMPOUND RED	106	4.608
33137225	01	AD	POLYESTER COMPOUND GREEN	105	4.394
15526397	02	AD	POLYESTER COMPOUND NATURAL	104	4.382
15526396	02	AD	POLYESTER COMPOUND GRAY	103	4.382
15526395	02	AD	POLYESTER COMPOUND BLACK	102	4.383
15526394	02	AD	POLYESTER COMPOUND ORANGE	101	4.383

DRAWING NUMBER: 15526393
SIZE A1x3 | SCALE 4:1 | FRAME NO 2 OF 2 | SHEET NO 1 OF 1 | REV R | N/P 13 -

* LINE DRAWN THROUGH A PART NUMBER INDICATES THAT PHYSICAL PARTS ARE NOT AVAILABLE FOR ORDERING.

PART NUMBERS THAT DO NOT HAVE A LINE PRESENT INDICATE THAT PHYSICAL PARTS ARE AVAILABLE FOR ORDERING.

CONTACT APTIV SALES TO ASSURE AVAILABILITY OF PARTS.

DWG TYPE: PART DRAWING

TITLE

VOLUME (CM³): SEE CHART

SYSTEM CODE

UNLESS OTHERWISE SPECIFIED
THIS DOCUMENT IS IN ACCORDANCE WITH ASME Y14.5M-1994 UNLESS OTHERWISE SPECIFIED. DIMENSIONS ARE TO TOLERANCE MAXIMUM VOLUME. SEPARATE MATERIAL OF FEATURES MAY BE GAGED SEPARATELY REGARDLESS OF DATUM REFERENCES.

ALL DIMENSIONS ARE IN MILLIMETERS

(17) PROCESS SENSITIVE DIMENSION

REFERENCE

DIMENSIONS ENCLOSED IN ( ) INDICATE REFERENCE DIMENSIONS AND NO TOLERANCE IS TO BE ESTABLISHED.

DIMENSIONAL RANGE (MM)									
FROM	0	6	30	120	315	1000	2000	4000	8000
TO	6	30	120	315	1000	2000	4000	8000	16000
TOLERANCE (UNLESS OTHERWISE SPECIFIED)									
±0.25	±0.5	±0.8	±1.2	±2.0	±3.2	±5.0	±8.0	±12.0	±20.0
ANGULAR TOLERANCE ±0°									

THIRD ANGLE PROJECTION

DO NOT SCALE
USE MATH DATA

NX

APTIV
CONNECTION SYSTEMS
WARREN, OH

COPYRIGHT 2013 APTIV. ALL RIGHTS RESERVED.
THIS DRAWING IS THE PROPERTY OF APTIV AND CONTAINS APTIV CONFIDENTIAL INFORMATION. THE INFORMATION CONTAINED HEREIN OR UTILIZATION OF THIS DOCUMENT OR ITS RELATED CAD MATH DATA, MUST NOT BE COMMUNICATION OF ANY CONTENT TO OTHERS, WITHOUT EXPRESS AUTHORIZATION, IS PROHIBITED.

		DATE
DR		
APVD	J. GARRETSON	20FE13
APVD	J. GARRETSON	18MR13
APVD	T. GEORGE	18MR13
APVD		
APVD		

SUBSTANCES OF CONCERN AND RECYCLED CONTENT PER APTIV (DRAWING)

SIZE: SEE CHART

DRAWING NAME: TAXI CONN 4 W-F CTS 150 M/P 280 H/VOLTAGE

DRAWING NUMBER: 15526393
SIZE A1x3 | SCALE 4:1 | FRAME NO 1 OF 2 | SHEET NO 1 OF 1 | REV R | N/P 13 -

T25D343