SYMBOL DEFINITION		
A DIMENSION WITHOUT AN INSPECTION REPORT SYMBOL (_) DOES NOT REQUIRE INSPECTION. IT MAY BE CONTROLLED ON THE INDIVIDUAL COMPONENT DRAWING.	TOTAL NO OF INSPECTIONS REQUIRED	6
	LAST NO. USED	6

MISSING SYMBOLS
NO MISSING SYMBOL NUMBER

DWG STATUS					REVISION HISTORY	AUTH	DR	APVD/APVD 1	APVD/APVD 2
DATE	STS	RC	N/P	DB					
14AU97	R	-	-	-	ALL PARTS - WERE SINGLE PID DRAWINGS, PKX WAS PSD NO REV UPDATED REQ'D	179612	CHC	JJB	
02MR97	R	02	-	-	ALL PARTS - REDRAWN TO PD	430735	EFS	FRO	VTM
09AU02	R	03	-	-	ALL PARTS - UPDATED MATERIAL CALLOUT	419238	DCH	JWM	MAA

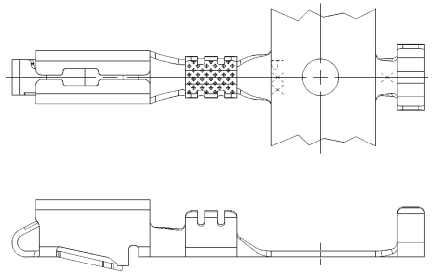

TYPE 102
SAME AS TYPE 101
EXCEPT AS SHOWN

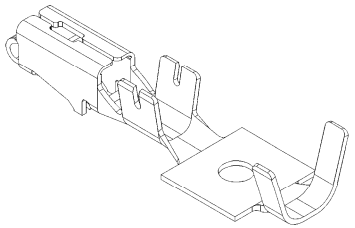

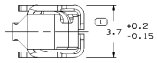

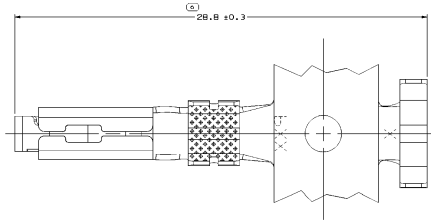

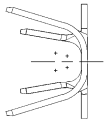

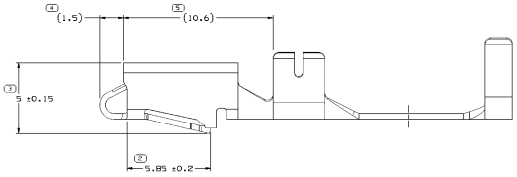

TYPE 101

NOTES

1. UNLESS OTHERWISE SPECIFIED AND/OR INDICATED:
   DIMENSIONS ARE TO FACE OF VIEW SHOWN AND
   AUTOMATICALLY ROUNDED BY COMPUTER FOR INSPECTION
   (SEE MATH MODEL FOR PRECISE DIMENSIONS). FOR ALL
   OTHER DIMENSIONS NOT SHOWN BUT REQUIRED FOR TOOL
   BUILD, SEE MATH MODEL FOR PRECISE TOOL PATH DATA.
2. RECOMMENDED MATING BLADE WIDTH 2.8 ±0.1,
   THICKNESS 0.825±0.035 , LENGTH 7
3. REFERENCE MATING COMPONENTS OR EQUIVALENT:

   TERMINAL MINI FUSE 12092075

4. MAXIMUM CURRENT CAPACITY IS 30 AMPS.
5. DO NOT MOUNT, TEST OR OTHERWISE CONTACT THE INTERIOR REGION (TIE SPRING OR ANY MOVING PART) OF THIS TERMINAL. SEVERE DAMAGE CAN OCCUR, COMPROMISING THE PERFORMANCE OF THE ELECTRICAL INTERFACE.
6. "XXX" INDICATES "PD" PLUS LAST TWO DIGITS OF MAKE DIE SERIES NUMBER (P01, P02, P03, ETC).

PART NO	REV	N/P	TYPE	MAT'L SPEC	SIZE(MM²)	I.D.	DIA
12110710	B2	-	101	TIN PLATED COPPER ALLOY	5	10	4.48 - 3.72
12110709	B2	-	101	TIN PLATED COPPER ALLOY	3 - 2	13	3.65 - 2.5
12110708	B2	-	102	TIN PLATED COPPER ALLOY	1 - 0.8	17	2.64 - 1.96
PLATED					CABLE		

PROCESS INSPECTION STANDARDS
STANDARDS DIMENSIONS IN / ± TOLERANCE
UNITS OR DEVIATIONS
LIMITS OR DEVIATIONS

DIMENSIONAL RANGE (MM)		SCOPE C
FROM	TO	
0	3	>12

TOLERANCE UNLESS OTHERWISE SPECIFIED
±0.2
FINISH OR TOLERANCE ±0.

THIRD ANGLE PROJECTION

DO NOT SCALE

USE MATH DATA

NOX

THE DRAWING TITLE(S) / DOCUMENT NUMBER(S) THAT PHYSICAL PARTS ARE NOT AVAILABLE FOR ORDERING.

PART NUMBERS THAT DO NOT HAVE A LINE PRESENT INDICATE THAT PHYSICAL PARTS ARE AVAILABLE FOR ORDERING.

CONTACT DELPHI SALES TO ASSURE AVAILABILITY OF PARTS.

DWG TYPE: PART DRAWING

STYLE:

RELEASE DATE: DRAWN CHG:

UNLESS OTHERWISE SPECIFIED
THIS DOCUMENT IS IN ACCORDANCE WITH ISO/IEC 10746-1 RM-ODP. THE ITEM DEFINED BY THIS DOCUMENT IS A COMPUTER INTERPRETABLE REPRESENTATION OF A MANUFACTURING ITEM. ENGINEERING DRAWINGS MAY BE DERIVED DIRECTLY FROM THIS DOCUMENT.

ALL DIMENSIONS ARE IN MILLIMETERS

REFERENCE

DELPHI
DELPHI PACKARD ELECTRICAL/ELECTRONIC ARCHITECTURE
SYMBOL 24
COPYRIGHT (MC) DELPHI AUTOMOTIVE SYSTEMS LLC
ALL RIGHTS RESERVED.
UNPUBLISHED WORK
THIS DRAWING IS THE PROPERTY OF DELPHI CORPORATION. THE REPRODUCTION, DISTRIBUTION AND UTILIZATION OF THIS DOCUMENT AND THE SUBJECT MATTER THEREIN IS NOT A COMMUNICATION OF THE SUBJECT TO OTHERS, WITHOUT EXPRESS AUTHORIZATION IS PROHIBITED.

		DATE
DR		
APVD1	C. HERNANDEZ	14AU97
APVD2	J. BANCO	14AU97
APVD3	D. GALLEGOS	14AU97
APVD4		
APVD5		

SUBSTANCES OF CONCERN AND RECYCLED CONTENT PER DELPHI (EMAIDS)

MATERIAL: SEE CHART

DRAWING NAME: TAXI TERM F M/P 280

DRAWING NUMBER: 12110707

SIZE	SCALE	TYPE	SHEET NO	STS	REV	N/P
AD	1011	1	1 OF 1	R	03	-