CABLE SEAL EINZELLEITERDICHTUNG PART-NO.	PART-REV	DATE DATUM	POS	CABLE LEITUNG ⌀	CAVITY KAMMER ⌀ ±0.10	MATERIAL WERKSTOFF	OIL CONTENT %	COLOR FARBE	DIMENSION MASS A ±0.10	B ±0.10	C ±0.10	D ±0.10	
13582730	01	05AP06	1	1.60 - 2.10	4.50	SILICONE RUBBER 50 SHORE A	2	GRN	1.25	2.10	3.25	5.10	
13582731	01	05AP06	2	1.19 - 1.65	4.50	SILICONE RUBBER 50 SHORE A	2	VLT	0.90	1.65	3.25	5.10	
13582732	02	01MR07	3	2.10 - 2.50	4.50	SILICONE RUBBER 50 SHORE A	2	YEL	1.65	2.45	3.25	5.10	②
13735523	01	150C08	4	1.19 - 1.65	4.50	SILICONE RUBBER 50 SHORE A	2	GRA	0.90	1.65	3.25	5.10	
13735453	01	150C08	5	1.19 - 1.65	4.50	SILICONE RUBBER 50 SHORE A	2	PNK	0.90	1.65	3.25	5.10	③

DWG STATUS DATE	STG	REV	N/P	CHG	ZONE	REVISION HISTORY	AUTH	DR	APVD 1	APVD 2
05AP06	R	01				INITIAL RELEASE / FREIGABE		G.FRI	E.CVA	F.MIC
01MR07	R	02		--	F5-8	PART-NO./TEIL-NR. 13582732: REV 02 WAS/WAR REV 01/05AP06: YEL WAS/WAR GRN		G.FRI	E.CVA	W.SKR
150C08	R	03		--	E5-8	PART 13735523, 13735453 ADDED TEILE 13735523, 13735453 HINZU		W.SZO	FRIWM	K.PIT

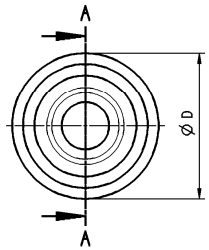

A-A

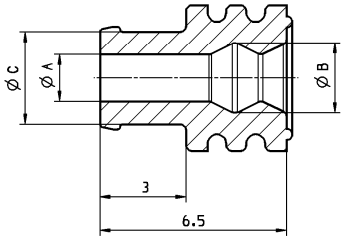

SCALE / MASSSTAB: 1:1

SCALE / MASSSTAB: 5:1

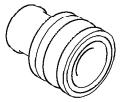

DWG TYP: PART DRAWING
WEIGHT (GR): 0.072
VOLUME (CU³): 0.071
ROUTING
DISTR CODE: D

UNLESS OTHERWISE SPECIFIED

GENERAL TOLERANCES ACCORDING TO:
SEE CHART
SIEHE TABELLE

GD&T ACCORDING TO:
ISO 1101

REFERENCE

FIRST ANGLE PROJECTION

DO NOT SCALE
USE MATH DATA

UNIGRAPHICS

DELPHI

DELPHI DEUTSCHLAND GMBH
D-42119 WUPPERTAL

THIS DRAWING IS THE PROPERTY OF DELPHI CORPORATION.
NO RIGHTS ARE GRANTED TO USE THIS DRAWING FOR ANY PURPOSE OTHER THAN THE FURNISHING OF SERVICES AND SUPPLIES TO DELPHI CORPORATION.

DIESE ZEICHNUNG IST EIGENTUM VON DELPHI CORPORATION
ES IST NICHT GESTATTET, DIESE ZEICHNUNG FUER ANDERE ZWECKE ALS FUER DIE BEREITSTELLUNG VON DIENSTLEISTUNGEN UND WAREN AN DELPHI CORPORATION ZU NUTZEN.

		DATE
DR	G.FRIMMERSDORF	05AP06
APVD1	E.CVASA	05AP06
APVD2	F.MICHALSKI	040C06
APVD3		
APVD4		
APVD5		

SUBSTANCES OF CONCERN AND RECYCLED CONTENT PER DELPHI 10949001
POTENTIELL BEFAEHRLICHE STOFFE UND REZYKLATANTEIL GEMAESS DELPHI 10949001

MATERIAL: SEE CHART / SIEHE TABELLE

DRAWING NAME: CABLE SEAL
LEITUNGSDICHTUNG

DRAWING NUMBER: 13582733

SIZE	SCALE	FRAME NO	SHEET NO	STG	REV	N/P
A2	10:1	1 OF 1	1 OF 1	R	03	

ARCHIVES : 210C08

R 0.1 MAX
R 0.2 MAX
SHARP CORNER TOLERANCE

DIMENSIONAL RANGE (MM) CHART C				
FROM TO	>0 25	>25 60	>60 80	>80
TOLERANCE UNLESS OTHERWISE SPECIFIED	±0.3	±0.5	±0.6	±0.75%
ANGULAR TOLERANCE ±2°				

KEY PRODUCT CHARACTERISTICS

SAFETY/COMPLIANCE	FIT/FUNCTION	TOTAL ON DRAWING	0
S/C CHECKPOINTS	F/F CHECKPOINTS	LAST NO. USED	0

NO & TYPE	DESCRIPTION	RATIONALE	PTS	ZONE
- -	-	-	-	-
	-	-		

DELPHI D - 42119 WUPPERTAL

CONTROLLED DOCUMENTS ARE ONLY AVAILABLE ON THE SERVER