SYMBOL DEFINITION		
A DIMENSION WITHOUT AN INSPECTION REPORT SYMBOL (□) DOES NOT REQUIRE INSPECTION. IT MAY BE CONTROLLED ON THE INDIVIDUAL COMPONENT DRAWING.	TOTAL NO OF INSPECTIONS REQUIRED	4
	LAST NO. USED	4

MISSING SYMBOLS
NO MISSING SYMBOL NUMBER

DWG STATUS					ZONE	REVISION HISTORY	AUTH	DR	APVD	APVD
DATE	STR	REC	N/P	DWB					1	2
07AP16	R	B2	-	-	-	ALL PARTS - CLEARED REV COLUMN, REDRAWN MVL DWG TO P5 AND DIM (16.95) W5 (6.7 +/-0.4	425573	MKH	MKH	JEF

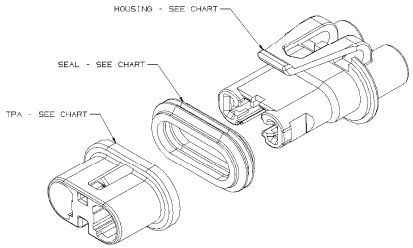

EXPLODED VIEW

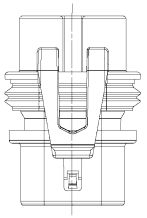

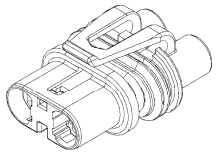

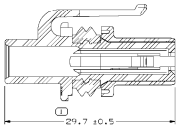

TPA SHOWN
IN LOCKED POSITION

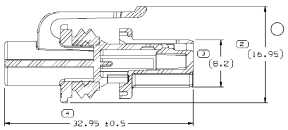

SECTION A - A
TPA SHOWN
IN OPEN POSITION

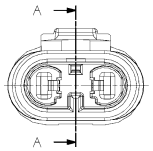

CONFIGURATION F412210 (HIR2)
TYPE 101

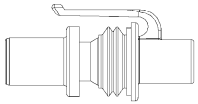

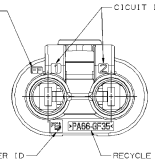

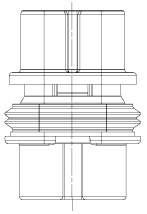

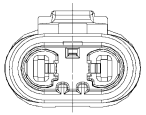

CONFIGURATION F90B310 (HB3)

TYPE 102
SAME AS TYPE 101
EXCEPT AS SHOWN

NOTES

1. UNLESS OTHERWISE SPECIFIED AND/OR INDICATED: DIMENSIONS ARE TO FACE OF VIEW SHOWN AND AUTOMATICALLY ROUNDED BY COMPUTER FOR INSPECTION (SEE MATH MODEL FOR PRECISE DIMENSIONS). FOR ALL OTHER DIMENSIONS NOT SHOWN BUT REQUIRED FOR TOOL BUILD, SEE MATH MODEL FOR PRECISE TOOL PATH DATA.
2. BULB HEATING EFFECT IN LIGHTING APPLICATIONS MUST BE CONSIDERED BY THE SPECIFYING PARTY AS TO APPROPRIATE WIRE, CABLE SEAL, AND TERMINAL SELECTION AND FOR EACH LIGHTING SYSTEM'S VALIDATION TESTING. USE OF LARGEST CONDUCTOR WIRE WITH 150DC RATING IS STRONGLY RECOMMENDED IN ALL BULB OR OTHER SELF HEATING APPLICATIONS.
3. TEST METHOD PER: GMW3191 V1 / S3 / T4 (150°C) MATED WITH SILVER PLATED TERMINAL PHILIPS H1R2 BULB P/N# 9280274179022 (GM P/N# 13587719) UNPOWERED (BULB HEATING EFFECT NOT INCLUDED) WITH THE FOLLOWING EXCEPTIONS:
   - GMW3191 4.29 SUBMERSION: ±195°C
   - GMW3191 4.21 THERMAL AGING: CONNECTOR ±150°C, BULB ENVELOPE ±100°C, 2000 HOURS, 9012/H1R2 BULB POWERED +13.0VDC
   SEAL TESTING TO: USCAR-2 REV 5 SEQ W 125°C (PRESSURE/VACUUM STAND ALONE)
4. CONNECTOR TO BE USED WITH THE FOLLOWING RANGE OF WIRE SIZES AND TYPES:
   - WIRE SIZES: 1.50mm² - 2.50mm² AND 14 AWG
   - OUTSIDE DIAMETER: 2.20MM MIN.O.D. TO 3.00MM MAX O.D.
   - TYPE/STANDARD: MS-9500, ES-AD57-1A348-AA Class 4, ISO6722 Class D
   - TEMP RATING: 150°C MINIMUM
   CONTACT FCI ENGINEERING REGARDING USE OF OTHER WIRE SIZES OR TYPES. SEE NOTE #2.
5. CONNECTOR IS MATE COMPATIBLE WITH BULBS/INTERFACES WHICH CONFORM TO CEI 60061-1 STANDAR SHOWN IN APPLICATION DRAWINGS.
6. ANNUAL QUALITY REQUIREMENTS:
   IT IS PERMISSIBLE TO PERFORM CONTINUOUS CONFORMANCE PER FCI SPECIFICATION AQA-001 INSTEAD OF ANNUAL LAYOUT AND ANNUAL PV REQUIREMENTS OF QS-9000 SECTION 2 AND SAE/USCAR-2.
7. THIS PRODUCT IS NOT CATEGORIZED AS AN APPEARANCE ITEM. MINOR IMPERFECTIONS INCLUDING, BUT NOT LIMITED TO, FLOW MARKS, COLOR BLEMISHES, GATE VESTIGE, AND SOFT FLASH THAT DO NOT AFFECT THE FIT, FORM, OR FUNCTION OF THE PART ARE PERMISSIBLE PER DPNP 4.7-CS-01.
8. FOR APPLICATION DATA SEE THE INDIVIDUAL APPLICATION DRAWINGS.

F90B310	HB3	33503726	01	AA	102	F257210	33503749	F512210	33503727	240M041	33501730
F412210	H1R2	33503725	01	AA	101	F612210	33503750	F512210	33503727	240M041	33501730
PART NO	CONFIGURATION	PART NO	REV	N/P	TYPE	PART NO	PART NO	PART NO	PART NO	PART NO	PART NO
MVL	DELPHI					MVL	DELPHI	MVL	DELPHI	MVL	DELPHI
ASSEMBLY						TPA		HOUSING		SEAL	

PROCESS INSPECTION STANDARDS
STANDARDS DIN 2403 W 1 / ISO 3601
TOLERANCE DIMENSIONS ISO 2768 M / ISO 8015
LIMITS AND FITS ISO 286-1

| STANDARD SIZES | RANGE (MM) | | | | | |