SYMBOL DEFINITION		
A DIMENSION WITHOUT AN INSPECTION REPORT SYMBOL [ ] DOES NOT REQUIRE INSPECTION. IT MAY BE CONTROLLED ON THE INDIVIDUAL COMPONENT DRAWING.	TOTAL NO OF INSPECTIONS REQUIRED	20
	LAST NO. USED	13

MISSING SYMBOLS
NO MISSING SYMBOL NUMBER

DWG STATUS					ZONE	REVISION HISTORY	AUTH	DR	APVD	APVD
DATE	STR	REC	H/P	DIB					1	2
190E12	R	D1	-	-	-	CLEARED REV COLUMN & REDRAWN TO PD	420789	KDC	JWM	DKL

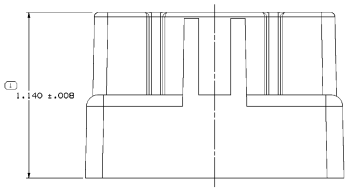

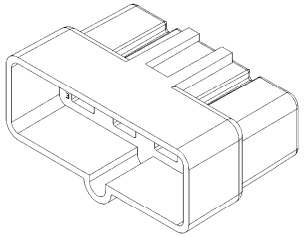

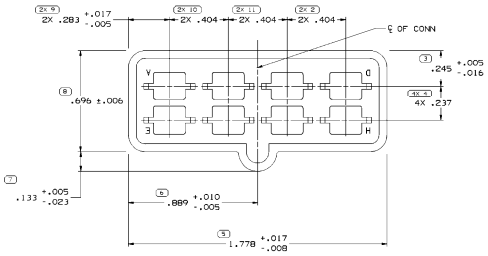

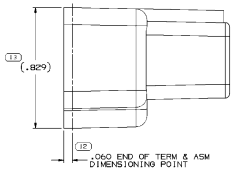

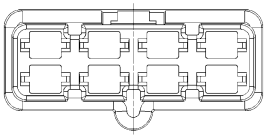

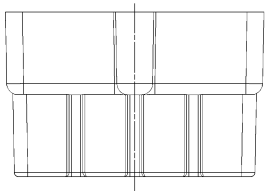

NOTES

1. UNLESS OTHERWISE SPECIFIED AND/OR INDICATED:

   DIMENSIONS ARE TO FACE OF VIEW SHOWN AND AUTOMATICALLY ROUNDED BY COMPUTER FOR INSPECTION (SEE MATH MODEL FOR PRECISE DIMENSIONS). FOR ALL OTHER DIMENSIONS NOT SHOWN BUT REQUIRED FOR TOOL BUILD, SEE MATH MODEL FOR PRECISE TOOL PATH DATA.

2. MATERIAL RECYCLING CODE PER ISO 11469, 1.09X1X1.0031 CHARACTERS AS SHOWN TO BE LOCATED ON ANY EXTERIOR SURFACE. OPTIONAL CONSTRUCTION TO BE NO MATERIAL RECYCLING CODE
3. THIS PRODUCT IS NOT CATEGORIZED AS AN APPEARANCE ITEM. MINOR IMPERFECTIONS INCLUDING, BUT NOT LIMITED TO, FLOW MARKS, COLOR BLEMISHES, GATE VESTIGE, AND SOFT FLASH THAT DO NOT AFFECT THE FIT, FORM, OR FUNCTION OF THE PART ARE PERMISSIBLE PER DPNP-4.7-CS-01.
4. (.09X1X1.031) DELPHI CORPORATE BRAND TO BE LOCATED ON ANY EXTERIOR SURFACE, PREFERABLY VISIBLE AT FINAL ASSEMBLY. OPTIONAL CONSTRUCTION FOR EXISTING TOOLING MAY BE "PED" OR NO LOGO.
5. CAVITY IDENTIFICATION IS NOT ON PARTS, IT IS JUST SHOWN AS REFERENCE.
6. FOR APPLICATION DATA SEE THE APPLICATION DRAWING.

THIS DRAWING THEREBY FORM SUBJECT TO CHANGE. THAT PHYSICAL PARTS ARE NOT AVAILABLE FOR ORDERING.

PART NUMBERS THAT OR NOT HAVE A LINE PRESENT INDICATE THAT PHYSICAL PARTS ARE AVAILABLE FOR ORDERING.

CONTACT ENGINE SALES TO ASSURE AVAILABILITY OF PARTS.

DWG TYPE: PART DRAWING

STYLE:

VOLUME (IN³): 7.572

SCREW CONN: D

UNLESS OTHERWISE SPECIFIED

THIS DRAWING IS TO ACCOMPANY WITH USAE (U.S.A) PPH 1000 PART 1 & 2 (ISO 10303 STEP) ELECTRONIC DATA. ELECTRONIC FILE FORMAT OF FEATURES ARE BY DIRECTIVE SEPARATELY PROVIDED BY SYSTEM REFERENCE.

ALL DIMENSIONS ARE IN INCHES

REFERENCE

THIRD ANGLE PROJECTION

DO NOT SCALE

USE MATH DATA

NX

(S) PROCESS INSPECTION STANDARD

DIMENSIONS ENGINEERED AT 2 SIGMA(S) UNLESS OTHERWISE SPECIFIED. ALL TOLERANCES ARE DEVIATIONS.

DIMENSIONAL RANGE (IN)							
FROM	0	0.79	1.4	2.36	3.74	6.69	
TO	.79	1.39	2.36	3.74	6.69	14.69	
TOLERANCE (PLUS/MINUS)							
LINEAR	.005	.010	.015	.020	.025	.030	
ANGULAR	0.5°	0.25°	0.25°	0.25°	0.25°	0.25°	

PRODUCT TOOLING 2X

DELPHI

DELPHI PACKARD ELECTRICAL/ELECTRONIC ARCHITECTURE

COPYRIGHT (%) DELPHI PACKARD ELECTRIC SYSTEMS
ALL RIGHTS RESERVED.
THIS DRAWING IS THE PROPERTY OF DELPHI CORPORATION AND CONTAINS DETAILED CONFIDENTIAL INFORMATION. THE DRAWING MUST NOT BE DISCLOSED TO THIRD PARTIES OR REPRODUCED IN ANY FORM WITHOUT WRITTEN AUTHORIZATION OF DELPHI CORPORATION.

		DATE
DR		
APVD1	LISY	19APR13
APVD2	EDWARDS	19APR13
APVD3	R.E. KIRK	22APR13
APVD4		
APVD5		

SUBSTANCES OF CONCERN: NONE RECYCLED CONTENT PER DELPHI (REVISED)

MATERIAL: POLYPROPYLENE COMPOUND NATURAL

DRAWING NAME: CONN B M 56 SERIES

DRAWING NUMBER: 02965972

SIZE	SCALE	TOTAL NO OF SHEETS	SHEET NO	REV	NTP
A0	4:1	1 OF 1	1 OF 1	R D1	-