SYMBOL DEFINITION		
A DIMENSION WITHOUT AN INSPECTION REPORT SYMBOL [ ] DOES NOT REQUIRE INSPECTION. IT MAY BE CONTROLLED ON THE INDIVIDUAL COMPONENT DRAWING.	TOTAL NO OF INSPECTIONS REQUIRED	4
	LAST NO. USED	4

MISSING SYMBOLS
NO MISSING SYMBOL NUMBER

DWG STATUS DATE	STR	REC	N/P	DIB	ZONE	REVISION HISTORY	AUTH	DR	APPR/APVD 1	APPR/APVD 2
25MY04	R	B1	-	-	-	RELEASED	25566I	KPS	PTO	MBP
17APIS	R	B1	AA	-	-	UPDATED MOUN WASHER	429142	JVR	JVM	JBP

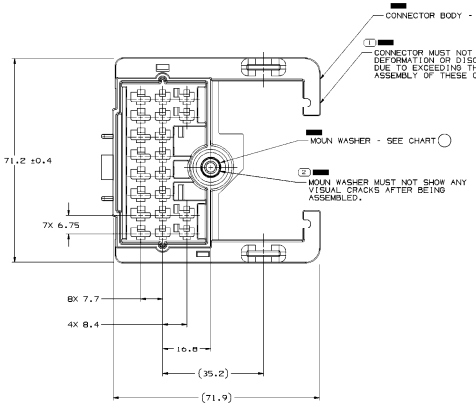

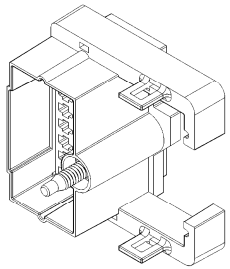

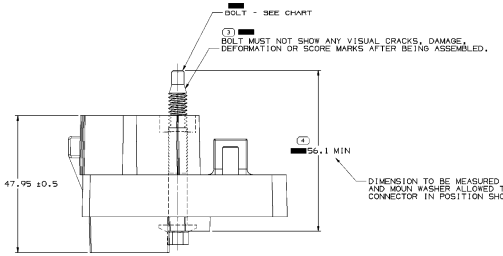

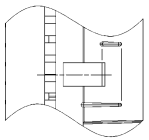

OPTIONAL CONSTRUCTION

NOTES

1. UNLESS OTHERWISE SPECIFIED AND/OR INDICATED:
   DIMENSIONS ARE TO FACE OF VIEW SHOWN AND AUTOMATICALLY ROUNDED BY COMPUTER FOR INSPECTION (SEE MATH MODEL FOR PRECISE DIMENSIONS). FOR ALL OTHER DIMENSIONS NOT SHOWN BUT REQUIRED FOR TOOL BUILD, SEE MATH MODEL FOR PRECISE TOOL PATH DATA.
2. SEALING CODE 0 - UNSEALED
3. THIS PART ACCEPTS THE FOLLOWING COMPONENTS OR EQUIVALENT:
   CAVITIES A1,B1,C1,D1,E1,F1,G1 & H1 TO ACCEPT 12020126 TERMINAL OR EQUIVALENT.
   REMAINING CAVITIES TO ACCEPT 12020119 TERMINAL OR EQUIVALENT.
   SECONDARY LOCK 12020104
4. THIS ASSEMBLY TO BE BOLTED TO 12020184 CONN BODY ASM WITH A TORQUE ON THE BOLT OF 5.6 TO 7.9N*150 TO 70 IN LBS)
5. THIS PART IS NOT CONTROLLED FOR AUTOMATIC FEEDING.
6. DO NOT OVER TORQUE OR RETORQUE AFTER INITIAL TORQUE TO SPECIFIED VALUE BECAUSE CONNECTOR DAMAGE WILL OCCUR.
7. DIMENSIONS INDICATED BY ( ) ARE CONTROLLED FOR THE COMPONENT ASSEMBLY.ALL OTHER DIMENSIONS ARE CONTROLLED BY THE INDIVIDUAL COMPONENT DRAWING.
8. CONNECTOR ASSEMBLY ACCEPTS WIRE DRESS COVER 12020170 OR EQUIVALENT.
9. THIS PRODUCT IS NOT CATEGORIZED AS AN APPEARANCE ITEM, MINOR IMPERFECTIONS INCLUDING, BUT NOT LIMITED TO, FLOW MARKS, COLOR BLEMISHES, GATE VESTIGE, AND SOFT FLASH THAT DO NOT AFFECT THE FIT, FORM, OR FUNCTION OF THE PART ARE PERMISSIBLE PER DPNP-4.7-CS-01.

15492523	12020101	15492516	15492512
PART NO	CONNECTOR BODY	BOLT	MOUN WASHER

ATTRIBUTE CONTROL	RANGE	DIM.
FINISH	0	30
TOL	20	30

| ATTRIBUTE