SYMBOL DEFINITION		
A DIMENSION WITHOUT AN INSPECTION REPORT SYMBOL (□) DOES NOT REQUIRE INSPECTION. IT MAY BE CONTROLLED ON THE INDIVIDUAL COMPONENT DRAWING.	TOTAL NO OF INSPECTIONS REQUIRED	18
	LAST NO. USED	17

MISSING SYMBOLS
16

DWG STATUS DATE	STA	REV	N/P	DIB	ZONE	REVISION HISTORY	AUTH	DR	APVD	APVD
09JN03	R	31	-	-		ALL PARTS - RELEASED	241567	AMG	AMG	RF
24OC03	R	32	-	-		ADDED P/N 15326420, 15326427, & 15326427 TO CHART, OBSOLETED FOR P/N 15471367, 15471368, & 15471369. UPDATED BLANK VIEW	246088	LMB	LMB	RF
30MR04	R	33	-	-		15326426 - UPDATED PDM ATTRIBUTES	253827	NLM	NLM	LN
16AU04	R	34	-	-		ADDED TERMINAL I.D. NOTE; REMOVED "PXX" FROM GRAPHICS	258116	TSW	TSW	RF
11AP05	R	35	-	-		ALL ACTIVE PARTS - ADDED CABLE ID COLUMN TO CHART, ADDED NOTE #4	265764	DAD	DAD	RMF
16MY05	R	36	-	-		ALL ACTIVE PARTS - ADDED 2 COLUMNS TO CHART AND REVISED MATING COMPONENTS NOTE (15326426 - TYP CABLE SEAL WAS 12191236; 15326427 - TYP CABLE SEAL WAS 12191227; 15326428 - TYP CABLE SEAL WAS 12191229)	268254	RH	RH	LN
21MR06	R	37	-	-		15326428 - UPDATED PDM ATTRIBUTES	278780	JBD	AUG	EJH
30MY06	R	38	-	-		ALL ACTIVE PARTS-UPDATED PDM ATTRIBUTES	281035	TLD	TLD	MJC
17AU07	R	39	-	-		ALL PARTS - MAT'L SIZE COLUMN REMOVED FROM CHART (13060125 - RELEASED	422847	AJJ	JAK	JAY
03DE07	R	40	-	-		13060125 - MATERIAL SPEC WAS W3666CH7	433115	RH	RH	RMF
07DC08	R	41	-	-		13722264 & 13722266 - WAS ON SHT "1"	436319	KOF	RV	EJB
28DC08	R	42	-	-		13722264 & 13722266 - UPDATED MAT'L SPEC	436468	VOF	RV	EJB
06AP09	R	43	-	-		ALL ACTIVE PARTS - UPDATED MAT'L CALL OUT	454465	MRG	JAP	RMF
25FE09	R	44	-	-		13722264 & 13722266 - WERE TYPE 501 AND REVISED TERMINAL FRONT BOX LABEL	457450	EFS	FV	GER
17NO09	R	45	-	-		13794882 AND 13794883 - RELEASED	459486	JAP	JAP	GER
25FE10	R	46	-	-		13794882 & 13794883 - UPDATED MAT'L CALL OUT	410882	NAL	NAL	PSO
19MR10	R	47	-	-		ALL ACTIVE PARTS - UPDATED PDM ATTRIBUTES	410249	FRE	FRE	AMP
24AR10	R	48	-	-		ALL ACTIVE PARTS - ADDED TYP CABLE SEAL & TYP SEALING CAVITY TO CHART AND 13060125 - UPDATED MAT'L CALL OUT	410431	MRS	MRS	AMP
16AU10	R	49	-	-		ALL ACTIVE PARTS - UPDATED MAT'L DESC, ADDED "CONTACT TYPE" COLUMN, "CRIMP TYPE" COLUMN & "PLATING TYPE" NOTE	416377	MRS	MRS	AMP
24AU10	R	50	-	-		ALL ACTIVE PARTS - UPDATED PDM ATTRIBUTES	417755	MRS	MRS	AMP
20SE10	R	51	-	-		ALL ACTIVE PARTS - UPDATED PLATING NOTE	412114	KJP	JAW	AMP
23NV11	R	52	-	-		ALL ACTIVE PARTS - ADDED "MAT'L SIZE" COLUMNS	414345	JAP	JAP	AMP
15OC14	R	53	-	-		13722264, 13722266 & 13794882-01 - ADDED NOTE 7 ABOUT "TARNISH INFO" IN PLATING TYPE NOTE	427927	ABH	JAW	JSW
16JN15	R	54	-	-		15471370, 15326426-2B - ADDED CONTACT PLATING STAMP	429886	ABH	JWL	ES
05MY16	R	55	-	-		13060125, 15471370, 15326426-2B - REMOVED BARE COPPER NOTE	432987	LES	AMP	AMP
10MY16	R	56	-	-		15471370, 15326426-2B - UPDATED PLATING STAMP NOTE	433053	LES	AMP	AMP

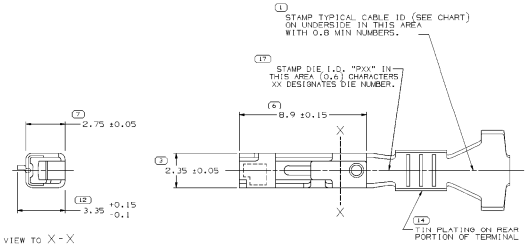

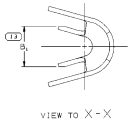

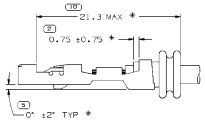

TWO RIB SEAL POSITION
AND TERMINAL/CABLE ALIGNMENT
SCALE 5:1

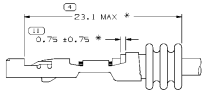

THREE RIB SEAL POSITION
SCALE 5:1

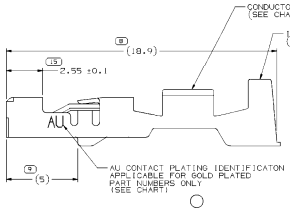

NOTES

1. UNLESS OTHERWISE SPECIFIED AND/OR INDICATED:

   DIMENSIONS ARE TO FACE OF VIEW SHOWN AND AUTOMATICALLY ROUNDED BY COMPUTER FOR INSPECTION. (SEE MATH MODEL FOR PRECISE DIMENSIONS.) FOR ALL OTHER DIMENSIONS NOT SHOWN BUT REQUIRED FOR TOOL BUILD, SEE MATH MODEL FOR PRECISE TOOL PATH DATA.

2. MATING TERMINAL MUST HAVE A PRECIOUS METAL (GOLD OR SILVER) CONTACT INTERFACE.

3. * DENOTES DIMENSIONS MADE AT CUT-OFF AND CRIMP DIE.

4. DO NOT PROBE, TEST OR OTHERWISE CONTACT THE INTERIOR REGION (THE SPRING OR ANY MOVING PART) OF THIS TERMINAL. SEVERE DAMAGE CAN OCCUR, COMPROMISING THE PERFORMANCE OF THE ELECTRICAL INTERFACE.

5. PLATING TYPE:

   I. MATE TIN ELECTROPLATE 1.9 - 7.0 MICROMETERS THICK WITH A NICKEL UNDERPLATE 0.13 - 0.25 MICROMETERS THICK.

   II. REFLOW TIN 1.9 - 3.3 MICROMETER THICK WITH A COPPER UNDERPLATE 0.5 MICROMETER TO 1.0 MICROMETER THICK.

   III. MATE TIN ELECTROPLATE 1.9 - 7.0 MICROMETERS THICK.

   IV. 1.27 MICROMETERS DIFFUSED GOLD PALLADIUM/SILVER ALLOY INLAY OVER 1.27 MICROMETERS THICK NICKEL UNDERLAY.

   V. SILVER 3.5 - 6.0 MICROMETERS THICK OVER 0.13 - 0.25 MICROMETERS THICK NICKEL UNDERPLATE.

   FOR TERMINALS PACKAGED & STORED IN THE APPROVED MANNER, TARNISH ON SILVER PLATED SURFACES WILL NOT AFFECT THE PERFORMANCE OF THE PART.

   PLATING TYPE INFORMATION SHOWN ABOVE IS REFERENCE ONLY. PLATING REQUIREMENTS ARE CONTAINED IN APPLICABLE MATERIAL SPECIFICATION.

PART NO	REV	N/P	PREFERRED MAT'L SIZE	ALTERNATIVE MAT'L SIZE	MAT'L DESCRIPTION	SIZE (MM²)	TYPICAL CABLE AWG	ID	DIA	TYPE	B_{peak}	APPLICATION	TYPICAL CABLE SEAL OR EQUIVALENT	TYPICAL SEALING CAVITY CONFIG.	CONTACT AREA PLATING TYPE (SEE NOTE 5)	CRIMP AREA PLATING TYPE (SEE NOTE 5)
13794883	01	AH	0.3 X 26.71	0.3 X 27.38	BERYLLIUM COPPER ALLOY	0.75 - 0.8	18	18	2.02 - 1.7	502	2.65	SEALED (MINI)	15305351	3.2 X 4 OVAL	V	I
13794882	01	AH	0.3 X 26.71	0.3 X 27.38	BERYLLIUM COPPER ALLOY	0.35 - 0.5	20 OR 22	21	1.85 - 1.2	502	2.1	SEALED (MINI)	15366022	3.2 X 4 OVAL	V	I
13722266	01	AK	0.3 X 26.71	0.3 X 27.38	BERYLLIUM COPPER ALLOY	0.35 - 0.5	20 OR 22	21	1.85 - 1.2	502	2.1	SEALED (GT)	15366021	Ø 4 ROUND	V	I
13722264	01	AK	0.3 X 26.71	0.3 X 27.38	BERYLLIUM COPPER ALLOY	0.75 - 1	16 OR 18	17	2.25 - 1.7	502	2.65	SEALED (GT)	15366060	Ø 4 ROUND	V	I
13060125	01	AJ	0.3 X 26.71	0.3 X 27.38	BERYLLIUM COPPER ALLOY	0.75 - 0.8	18	18	2.02 - 1.7	501	2.65	SEALED (MINI)	15305351	3.2 X 4 OVAL	II	II
15326428	05	AB	0.3 X 26.71	0.3 X 27.38	GOLD PLATED BERYLLIUM COPPER ALLOY	0.35 - 0.5	20 OR 22	21	1.85 - 1.2	501	2.1	SEALED (MINI)	15366022	3.2 X 4 OVAL	IV	III
15326427	05	AB	0.3 X 26.71	0.3 X 27.38	GOLD PLATED BERYLLIUM COPPER ALLOY	0.75 - 1	16 OR 18	17	2.25 - 1.7	501	2.65	SEALED (GT)	15366060	Ø 4 ROUND	IV	III
15326426	05	AB	0.3 X 26.71	0.3 X 27.38	GOLD PLATED BERYLLIUM COPPER ALLOY	0.35 - 0.5	20 OR 22	21	1.85 - 1.2	501	2.1	SEALED (GT)	15366021	Ø 4 ROUND	IV	III
15471368	01	-	0.3 X 26.71	0.3 X 27.38	BERYLLIUM COPPER ALLOY	0.75 - 1	16 OR 18	17	2.25 - 1.7	501	2.65	SEALED (GT)	12191227	Ø 4 ROUND	-	-
15471367	01	-	0.3 X 26.71	0.3 X 27.38	BERYLLIUM COPPER ALLOY	0.35 - 0.5	20 OR 22	21	1.85 - 1.2	501	2.1	SEALED (GT)	12191226	Ø 4 ROUND	-	-
15471370	03	AB	0.3 X 26.71	0.3 X 27.38	GOLD PLATED BERYLLIUM COPPER ALLOY	0.75 - 0.8	18	18	2.02 - 1.7	501	2.65	SEALED (MINI)	15305351	3.2 X 4 OVAL	IV	III
15471369	01	-	0.3 X 26.71	0.3 X 27.38	BERYLLIUM COPPER ALLOY	0.35 - 0.5	20 OR 22	21	1.85 - 1.2	501	2.1	SEALED (MINI)	12191229	3.2 X 4 OVAL	-	-

A	THE DRAWING TEMPLATE FOR NUMBER 1 ABOVE THAT PHYSICAL PARTS ARE NOT AVAILABLE FOR ORDERING.
	PART NUMBERS THAT DO NOT HAVE A LINE PRESENT INDICATE THAT PHYSICAL PARTS ARE AVAILABLE FOR ORDERING.
	CONTACT ORLANDO SALES TO ASSURE AVAILABILITY OF PARTS.
DWG TYPE	PART DRAWING
STYLE	
VOLUME (CM³)	DENSITY (GM/CM³)

UNLESS OTHERWISE SPECIFIED
THIS DRAWING IS TO INCORPORATE WITH ASME Y14.5M-1994 UNLESS OTHERWISE SPECIFIED. DIMENSIONS ARE TO BE CALCULATED MEANING THAT ALL DIMENSIONS FUNCTIONAL OF FEATURES ARE BY BASED DEFINITELY REGARDLESS OF DATUM REFERENCE.

ALL DIMENSIONS ARE IN MILLIMETERS

(12) PROCESS INSPECTION STANDARDS	
DIMENSIONS ENCLOSED IN A 12 HEXAGON ARE CONSIDERED CRITICAL TO THE TOOLING LIMITS AND DETAIL FINISH.	
DIMENSIONAL RANGE (MM) FROM TO	SHORT C / >12
TOLERANCE UNLESS OTHERWISE SPECIFIED	±0.2
	±0.05
FINISH TOLERANCE (C)	

REFERENCE

THIRD ANGLE PROJECTION

DO NOT SCALE

USE MATH DATA

NX

DELPHI

DELPHI PROVIDO ELECTRICAL/ELECTRONIC ARCHITECTURE

COPYRIGHT 2013 DELPHI AUTOMOTIVE SYSTEMS LLC IN ATTLEBORO, MA. ALL RIGHTS RESERVED.
THIS DRAWING IS THE PROPERTY OF DELPHI CORPORATION AND CONTAINS DETAILS CONFIDENTIAL INFORMATION. THE DRAWING MUST NOT BE REPRODUCED IN WHOLE OR IN PART WITHOUT WRITTEN PERMISSION FROM DELPHI CORP. AND MUST BE RETURNED TO DELPHI CORP. UPON REQUEST.

		DATE
DR	APRIL ANDRES MENDEZ	09JN03
APVD	APRIL ANDRES MENDEZ	09JN03
APVD2	RICK FITCHENKO	10JN03
APVD3		
APVD5		

SUBSTANCES OF CONCERN AND RECYCLED CONTENT PER DELPHI (EMADS)

MATERIAL
SEE CHART

DRAWING NAME
TAXI TERM F GT 150

DRAWING NUMBER
12191815

SIZE	SCALE	TRACE NO	SHEET NO	TOT	REV	NTP
AD	1:01	1 OF 1	5 OF		R 2b	-