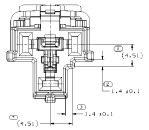
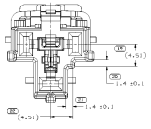
SYMBOL DEFINITION		MISSING SYMBOLS
A DIMENSION WITHOUT AN INSPECTION REPORT SYMBOL (—) DOES NOT REQUIRE INSPECTION. IT MAY BE CONTROLLED ON THE INDIVIDUAL COMPONENT DRAWINGS.	TOTAL NO OF INSPECTIONS REQUIRED: 28	NO MISSING SYMBOL NUMBER
	LAST NO. USED: 27	

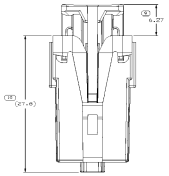
ENG STATUS				REVISION HISTORY			
DATE	LTR	AUTHOR	ECN#				
27AUG14	B			ALL PARTS - RELEASED PWP DRAWING			
30APR16	P	BC	-	12386290 - WAS TYPE 104, 12386292 - WAS TYPE 105, 12386293 - WAS TYPE 106, 12386295 - WAS TYPE 103, AND 12386111 - WAS TYPE 104			
19AUG16	P	PJ	-	12386283, 12386284 & 12386311 - UPDATED PART AVAILABILITY			
11JAN17	P	BH	-	12386290-21 - ADDED TYPE 104, 125, 126 CAVITIES TO AVAILABILITY			
30MAY18	P	BS	-	12386299-01 - UPDATED PART AVAILABILITY			

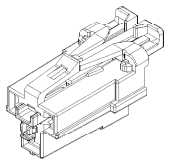


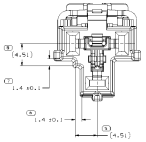
TYPE 102
SAME AS TYPE 101
EXCEPT AS SHOWN



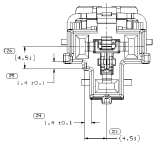
TYPE 105
SAME AS TYPE 104
EXCEPT AS SHOWN



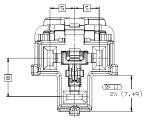




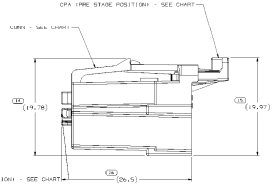
TYPE 103
SAME AS TYPE 101
EXCEPT AS SHOWN

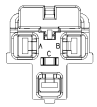


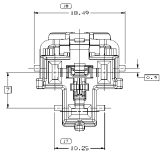
TYPE 106
SAME AS TYPE 104
EXCEPT AS SHOWN



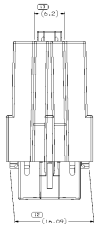
TYPE 101

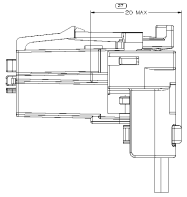






TYPE 104
SAME AS TYPE 101
EXCEPT AS SHOWN





AUXILIAR VIEW
ASSEMBLY WITH THE COVER AND WIRE TIE
TYPE 104,105,106

NOTES

1. UNLESS OTHERWISE SPECIFIED AND/OR INDICATED:
   TVIEWPOINT: ARP 1731 EACP (3rd ANGLE PROJECTION)
   DIMENSIONS AND TOLERANCES PER ASME Y14.5M-2009
   (SEE WITH MODEL FOR PRECISE DIMENSIONING), FOR ALL OTHER DIMENSIONS NOT SHOWN BUT REQUIRED FOR TOOL BUILD, SEE MATH MODEL FOR PRECISE TOOL PATH DATA.
2. THIS PRODUCT IS NOT CATEGORIZED AS AN APPEARANCE ITEM. MINOR IMPERFECTIONS (INCLUDING, BUT NOT LIMITED TO, FLOW MARKS, COLOR VARIATION, SINK MARKS, MOLD LINES, AND EJECTOR PIN MARKS) IN APPEARANCE, FORM, OR FUNCTION OF THE PART ARE PERMISSIBLE PER DTM#14-7-CS-01.
3. FOR APPLICATION DATA SEE THE INDIVIDUAL APPLICATION DRAWINGS.

PART NO	REV	N/P	TYPE	CONNECTOR	TPA	CPA
12386290	01	AC	104	33386272	13276474	12258290
12386292	01	AC	106	33386276	13276474	12258292
12386293	01	AB	106	33386273	13276474	12258293
12386295	01	AB	103	33386273	13276474	12258295
12386111	01	AB	104	33386276	13276474	12258111
12386299	01	AB	101	33386268	13276474	12258299

PART DRAWING	
TYCO TOOL CHART	
DELPHI TOOL CHART	

DELPHI
DELPHI PACKARD ELECTRICAL/ELECTRONIC ARCHITECTURE

APVD	DATE	
APVD Dr. EXPECT Dr.		27AUG14
APVD Dr. EXPECT Dr.		27AUG14
APVD Dr. SUPERVISOR		27AUG14
APVD		
APVD		

DIMENSIONS IN BRACKETS ARE REFERENCE UNLESS OTHERWISE SPECIFIED

SHEET SIZE: A3

TX23 VGA CONN 3.7 APEX 2.8

DRAWING NUMBER: 33386298

SIZE	SHT	REV	SHEET	OF	REV	DOCUMENT TYPE
A3	1	P	1	OF	1	15

33386298
A3 1 P 2 OF 2 15

33386298