SYMBOL DEFINITION		
A DIMENSION WITHOUT AN INSPECTION REPORT SYMBOL [ ] DOES NOT REQUIRE INSPECTION. IT MAY BE CONTROLLED ON THE INDIVIDUAL COMPONENT DRAWING.	TOTAL NO OF INSPECTIONS REQUIRED	22
	LAST NO. USED	12

MISSING SYMBOLS
NO MISSING SYMBOL NUMBER

DWG STATUS DATE	STS	REC	N/P	DIB	ZONE	REVISION HISTORY	AUTH	DR	APVD 1	APVD 2
09MT00	R	01	-	-	-	ADDED SLOT & REVISED DELPHI LOGO TO 15326683, 15326611, & 15326628	290214	ALS	ALS	RMP
08NO00	R	02	-	-	-	15326633, 15326623, & 15326678 ON C/N 290214 - "A3" WAS "002"	294528	CJC	CJC	RMP
22JL03	R	03	-	-	-	ALL PARTS - REVISED NOTES; 15326633, 15326647 AND 15326678 - ADDED TPA	243129	TLD	TLD	SAN
02FE05	R	04	-	-	-	15318847, 15321457, 15321461, 15321465 AND 15321469 - RELEASED	264670	RH	RH	RWR
09AP07	R	05	-	-	-	15326623, 15326633, 15326640, 15326647 & 15326678 - UPDATED PDM ATTRIBUTES	480967	RMP	RMP	TYP
28MY08	R	06	-	-	-	15321469, 15321465, 15321461, 15321457 & 15318847 - 0000216167 15326623 - CORRECTED REV LEVEL ALL ACTIVE PARTS - ADDED APPLICATION DATA NOTE	434875	BEM	WD	BEM
16DE09	R	07	-	-	-	13795170 - RELEASED 15326647 & 15326623 - UPDATED PDM ATTRIBUTES	499645	WRP	WAC	WRP

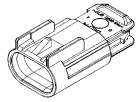

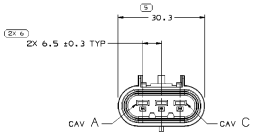

TYPE 103
SAME AS TYPE 102
EXCEPT AS SHOWN

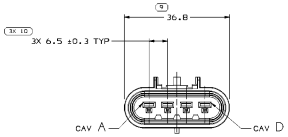

TYPE 104
SAME AS TYPE 102
EXCEPT AS SHOWN

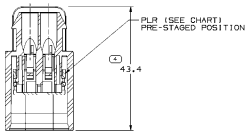

SECTION A-A

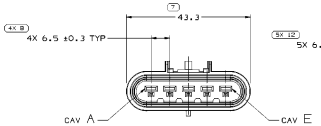

TYPE 105
SAME AS TYPE 102
EXCEPT AS SHOWN

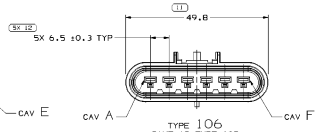

TYPE 106
SAME AS TYPE 102
EXCEPT AS SHOWN

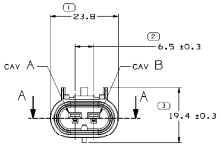

TYPE 102

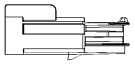

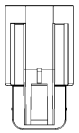

NOTES

1. UNLESS OTHERWISE SPECIFIED AND/OR INDICATED:

   DIMENSIONS ARE TO FACE OF VIEW SHOWN AND AUTOMATICALLY ROUNDED BY COMPUTER FOR INSPECTION (SEE MATH MODEL FOR PRECISE DIMENSIONS). FOR ALL OTHER DIMENSIONS NOT SHOWN BUT REQUIRED FOR TOOL BUILD, SEE MATH MODEL FOR PRECISE TOOL PATH DATA.

2. SEALING CODE 4 - DESIGN WILL MEET REQUIREMENTS OF SAE/USCAR-2 CONNECTOR SYSTEM ENVIRONMENTAL TEST FLOWCHART (PRESSURE/VACUUM AND SUBMERSION).

3. FOR APPLICATION DATA SEE THE INDIVIDUAL APPLICATION DRAWINGS.

4. THIS PRODUCT IS NOT CATEGORIZED AS AN APPEARANCE ITEM. MINOR IMPERFECTIONS INCLUDING, BUT NOT LIMITED TO, FLOW MARKS, COLOR BLEMISHES, GATE VESTIGE, AND SOFT FLASH THAT DO NOT AFFECT THE FIT, FORM, OR FUNCTION OF THE PART ARE PERMISSIBLE PER NAP 4.10-18.

PART NO	REV	N/P	STATUS	TYPE	CONNECTOR	PLR
13795170	01	-	-	105	13795168	15326644
15326670/10406106	A7		-	102	15306680/10406105	15306680/10406102
15326647/10406208	A4	-	-	105	15326646/10406207	15326644/10406204
15326640/10406215	A3	-	-	106	15326639/10406214	15326637/10406211
15326633/10406201	A7	-	-	104	15326629/10406200	15326628/10406196
15326623/10406193	02	AA	-	103	15326613/10406192	15326611/10406188
1352146 9	01	AA	OBSOLETE	106	1352146B	15326637/10406211
1352146 5	01	AA	OBSOLETE	105	1352146 4	15326644/10406204
1352146 1	01	AA	OBSOLETE	104	1352146 0	15326628/10406196
1352145 7	01	AA	OBSOLETE	103	1352145 6	15326611/10406188
1318847	01	AA	OBSOLETE	102	1318846	15326680/10406182

DELPHI

DELPHI PACKARD ELECTRICAL/ELECTRONIC ARCHITECTURE
WARREN, OH

	DATE
DR	
APVD1 M. MCCALL	09JL97
APVD2 M. MCCALL	09JL97
APVD3 B. FLASK	28JL97
APVD4	
APVD5	

SUBSTANCES OF CONCERN AND RECYCLED CONTENT PER DELPHI (GM/ESG)

MATERIAL: SEE DRAWING

DRAWING NAME: TAXI ASM CONN M GT 280 SLD

DRAWING NUMBER: 15326683

SIZE	SCALE	FRAME NO	SHEET NO	QTY	REV	N/P
AD	2:1	1 OF 1	1 OF 1	1	R 07	-

DWG TYPE: PART DRAWING

STYLE

RELEASE DATE | DRAWN DATE

UNLESS OTHERWISE SPECIFIED
1013-2000SEAL IS 19 HOSEMARKS WITH HOSE 19.5W-1PPH
1013-2000SEAL IS 19 HOSEMARKS WITH HOSE 19.5W-1PPH
TOLERANCE MEANING THAT THE ACTUAL MEASURED VALUE OF FEATURES WILL BE WITHIN APPROXIMATELY PERCENTAGE OF VALUE REFERENCED.

ALL DIMENSIONS ARE IN MILLIMETERS

(N/A) PROCESS INSPECTION STANDARDS REFERENCE
STANDARDS INCLUDED IN I.T. INDUSTRY
STANDARD PRACTICE ISO 2768-1 AS THE TOLERANCE LIMITS FOR DETAIL PARTS.

DIMENSIONAL RANGE	DIM.											
FROM	0	3	6	30	120	400	1000	2000	4000	6000	8000	10000
TO	3	6	30	120	400	1000	2000	4000	6000	8000	10000	12000
TOLERANCE (IN.)												
±0.25	±0.5	±0.8	±1.2	±2	±3	±4	±5	±6	±8	±10	±12	±16

ANGULAR DIMENSIONS

THIRD ANGLE PROJECTION

DO NOT SCALE

USE MATH DATA

NX