PART-NO.:	DWG PART REV	TOOL-NO.: WCI-NO.:	INDEX	WEIGHT(GRM)/ VOLUME(CM3)	MATERIAL WERKSTOFF	SIM RAL	MATERIAL-CODE WERKSTOFFSCHL.
15425499	G2	16508	---	3.72/3.24	PA66 HS BLK	9004 9005	NORD - US REGION SÜD - EU REGION

SYMBOL DEFINITION		
A DIMENSION WITHOUT AN INSPECTION REPORT SYMBOL ( ) DOES NOT REQUIRE INSPECTION. IT MAY BE CONTROLLED ON THE INDIVIDUAL COMPONENT DRAWING.	TOTAL NO OF INSPECTIONS REQUIRED	28
	LAST NO. USED	16

MISSING SYMBOL
NO MISSING SYMBOL NUMBER

DWG STATUS DATE	STA	REV	N/P	DWB	TONE	REVISION HISTORY	AUTH	DR	APVD 1	APVD 2
06DE01	R	01	-			WAS PE081116 AND RELEASED	21081	FXV	FXV	LAP
24JA02	R	01	AA			REVISED MATL WAS R0071754 PA66 HS IM - BLK ADDED NOTE 5 AND 15/59269 TO NOTE 3	21082	MAC	MAC	LAP
21JA08	R	01	AB			ADDED APPLICATION DATA NOTE, APPEARANCE ITEM NOTE & RECYCLING CODE LINKT. REVISED INPUT ACCEPTS NOTE & MATING DC WAS GENERIC AND REVISED MAT'L CALLOUT TO GENERIC CALLOUT	40314	ETS	EVV	JRS
09AU11	R	01	AC			INACTIVE	41508	KSM	JAN	WAR
07OC11	R	01	AD	-		15425499 WAS INACTIVE	41641	AJP	JAN	WAR
26JL16	R	02	-			ADDED DATE INSERT, SUPPLIER CODE, TOOL CAVITY NUMBER, INDEX REPLACEMENT INSERT, INSPECTION SYMBOLS TO ALL NEW DIMENSIONS AND INCORPORTED CHART W/INFORMATION TO BE INLINE WITH EU REGION	43863	JVR	JAN	APC

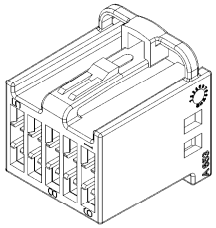

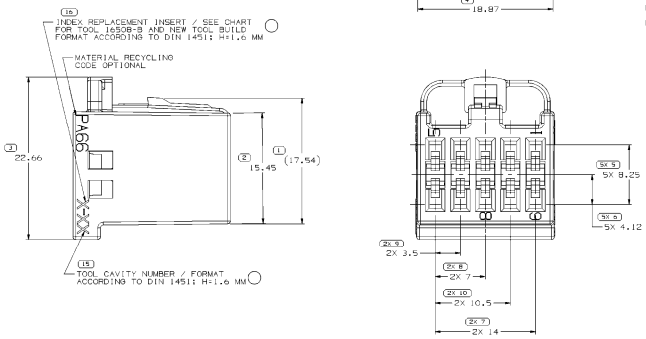

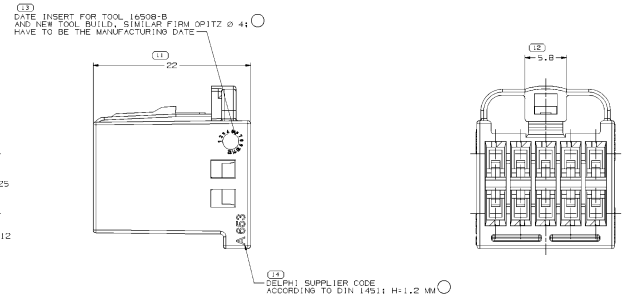

NOTES

1. UNLESS OTHERWISE SPECIFIED AND/OR INDICATED:

   DIMENSIONS ARE TO FACE OF VIEW SHOWN AND AUTOMATICALLY ROUNDED BY COMPUTER FOR INSPECTION (SEE MATH MODEL FOR PRECISE DIMENSIONS). FOR ALL OTHER DIMENSIONS NOT SHOWN BUT REQUIRED FOR TOOL BUILD, SEE MATH MODEL FOR PRECISE TOOL PATH DATA.

2. MATERIAL RECYCLING CODE PER ISO 11469. (2.31X(0.1) CHARACTERS AS SHOWN TO BE LOCATED ON ANY EXTERIOR SURFACE. OPTIONAL CONSTRUCTION TO BE NO MATERIAL RECYCLING CODE.

3. THIS PRODUCT IS NOT CATEGORIZED AS AN APPEARANCE ITEM, MINOR IMPERFECTIONS INCLUDING, BUT NOT LIMITED TO, FLOW MARKS, COLOR BLEMISHES, GATE VESTIGE, AND SOFT FLASH THAT DO NOT AFFECT THE FIT, FORM, OR FUNCTION OF THE PART ARE PERMISSIBLE PER DPNP-4.7-CS-01.

4. (2.31X(0.1) RAISED DELPHI CORPORATE BRAND TO BE LOCATED ON ANY EXTERIOR SURFACE, PREFERABLY VISIBLE AT FINAL ASSEMBLY. OPTIONAL CONSTRUCTION TO BE "RED" OR NO LOGO.

5. FOR APPLICATION DATA SEE THE APPLICATION DRAWING.

STANDARD DRAWING TOLERANCE (MM)										
FROM	> 0	> 3.0	> 6	> 10	> 30	> 100	> 150	> 200	> 250	> 300
TO	3.0	6	10	30	100	150	200	250	300	400
TOLERANCE	±0.25	±0.30	±0.35	±0.40	±0.50	±0.60	±0.70	±0.80	±0.90	±1.0

DRAWN BY: FRANK MAC | SCALE: 4:1 | DATE: 07 | DELPHI TECHNOLOGIES INC.

( ) PROCESS INSPECTION STANDARDS

DIMENSIONS END CHECK AT 2 LOCATIONS
DIMENSIONS ARE CHECKED AT 10 LOCATIONS
UNITS ARE DETAILED

THIRD ANGLE PROJECTION

DO NOT SCALE

USE MATH DATA

NX

PART DRAWING

VOLUME (CM³): 3.244

UNLESS OTHERWISE SPECIFIED

THIS DRAWING IS IN ACCORDANCE WITH ISO/IEC 11404 AND ISO 8824 AND ISO 8825 AND ISO 10303 (STEP) AND ISO 10303-203 (CONFIGURATION CONTROL 3D DESIGN) WITH THE FOLLOWING TOLERANCES AND RELATED DATUMS APPLY WHEN THIS IS A VERBATIM FORMAT OF THE ORIGINAL DRAWING. THE ORIGINAL DRAWING IS THE ONLY DRAWING THAT IS CONTROLLED BY DELPHI. ALL OTHER FORMATS ARE FOR INFORMATION ONLY. DELPHI DOES NOT ACCEPT ANY LIABILITY FOR REPRODUCTION ERRORS BUT WE SHALL SUPPORTIVELY CORRECT ANY ERRORS IN REPRODUCTION.

ALL DIMENSIONS ARE IN MILLIMETERS

REFERENCE

MATERIAL: PC/ABS COMPOUND BLACK

DELPHI

DELPHI PROVIDED ELECTRICAL/ELECTRONIC ARCHITECTURE

COPYRIGHT 2011 DELPHI AUTOMOTIVE SYSTEMS LLC
ALL RIGHTS RESERVED.
UNPUBLISHED WORK.
THIS DRAWING IS THE PROPERTY OF DELPHI CORPORATION AND CONTAINS DETAILED CONFIDENTIAL INFORMATION. THE DRAWING MUST NOT BE DISCLOSED TO THIRD PARTIES OR OTHERWISE MADE AVAILABLE FOR USE WITHOUT WRITTEN AUTHORIZATION OF DELPHI CORPORATION.

		DATE
DR		
APVD1	FCO. N. KOPCA	06DE01
APVD2	FCO. N. KOPCA	06DE01
APVD3	LISA A. PROX	10DE01
APVD4		
APVD5		

SUBSTANCES OF CONCERN AND RECYCLED CONTENT FOR DELPHI (GRADED)

DRAWING NAME: CONN 10 F GT 150

DRAWING NUMBER: 15425499

SIZE	SCALE	FORMAT NO	SHEET NO	STG	REV	NTP
A0	5:1	1 OF 1	1 OF 1	R	02	-