THIS DRAWING AND DESIGN HEREIN CONTAINED IS THE PROPERTY OF PACKARD ELECTRIC DIVISION AND IS NOT TO BE SUPPLIED OR REPRODUCED WITHOUT THE WRITTEN AUTHORITY OF PACKARD ELECTRIC DIVISION.

DO NOT SCALE

PART NO. 1209 2512

ZONE	DATE	SYM	REVISION RECORD	AUTHORITY	DR	CK
	11APR9	A	RELEASED	PRONOR	MSD	DKS
	26JUL95	A1	REVISED GRAPHICS OF CONNECTOR			
			12092405	126228	DJP	DJP
	01NOV97	A2	ADDED D.C. STYC. & REVISED			
			CONNECTOR 12092405 FROM LOCK	129515	SAW	BAR
	10APR9	A3	REVISED GRAPHICS OF 12092405 CONN	30650	DM	

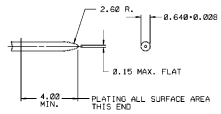

ROUND PIN (PREFERRED)
SCALE 10:1

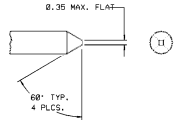

ROUND PIN (OPTIONAL)
SCALE 25:1

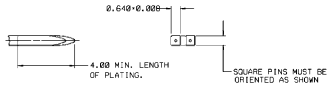

SQUARE PIN (PREFERRED)
SCALE 10:1

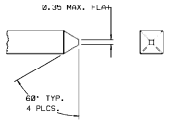

SQUARE PIN (OPTIONAL)
SCALE 25:1

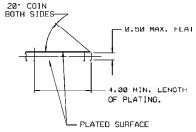

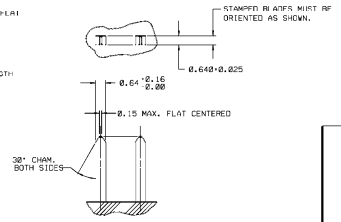

STAMPED BLADE
SCALE 10:1

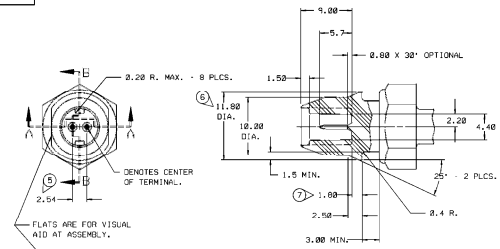

SECTION B-B

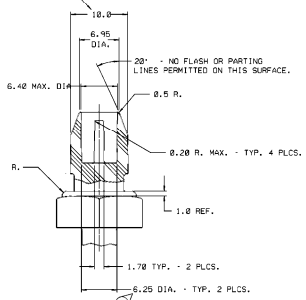

SECTION A-A

MATING CONNECTOR INFORMATION
SCALE - 4:1

NOTES - 1. ALL RADII 0.40, UNLESS OTHERWISE SPECIFIED.
2. DIMENSIONS ARE TO FACE OF VIEW SHOWN UNLESS OTHERWISE INDICATED.
3. 0°30' DRAFT ON ALL INSIDE AND OUTSIDE SURFACES, UNLESS OTHERWISE SPECIFIED.

RECOMMENDED MATERIAL:
GLASS REINFORCED THERMOPLASTIC

PART NO. 1209 2512

GENERAL NOTE

"◇" DENOTES DIMENSIONS AND CHARACTERISTICS THAT ARE IMPORTANT TO THE FUNCTION AND/OR PROCESSING OF THE PART. IT DOES NOT MEASSARILY INDICATE AN SPC DIMENSION. THIS DRAWING HAS 8 SNOWCONES.

MATING TERMINAL INFORMATION

PLATING - CONTACT SURFACE

1. FOR APPLICATION WHERE SERVICE TEMP. DOES NOT EXCEED 105°C.
   TIN - MIL-T-10727D OR EQUIVALENT
   TYPE I OR TYPE II. 0.0025 MM (.0001 IN.) THK.
   MIN. BRIGHTENERS OPTIONAL
2. FOR APPLICATIONS WHERE SERVICE TEMP. EXCEEDS 105°C.
   GOLD - MIL-G-45204C OR EQUIVALENT
   TYPE II-C CLASS 00

PLATING - BASE MATERIAL (UNDERCOAT)

1. COPPER - USE WITH TIN WHERE REQUIRED
   MIL-C-14550D CLASS 3. 0.005 MM (.0002 IN.) THK.
   OR EQUIVALENT
2. NICKEL - USE WITH GOLD
   QQ-N-290A LOW STRESS SULFIMATE
   0.0013 MM (.00005 IN.) THK. OR EQUIVALENT

TERMINAL - BASE MATERIAL OPTIONS

1. BRASS - CDA 260. HARD
2. PHOS. BRONZE - CDA 510. GRADE A. HARD

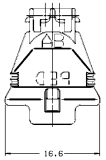

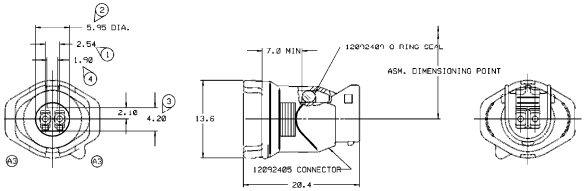

NOTES - 1. CAVITIES TO ACCEPT 12092440 TERMINAL, OR EQUIVALENT.
2. CONNECTOR TO ACCEPT 12092400 TPA COVER AND SEALANT ASM. (TERMINAL POSITION ASSURANCE) OR EQUIVALENT.
3. SEALING CODE "D".
4. WHEN PARTS ARE SHIPPED THEY MUST BE PACKED IN PLASTIC BAGS OR SHIPPING CONTAINERS MUST BE LINED WITH PLASTIC LINERS. BAGS OR LINERS MUST BE SEALED TO AVOID ENTRY OF FOREIGN MATTER.

PART NO. 1209 2512

PACKARD ELECTRIC DIVISION
GENERAL MOTORS CORPORATION
WARREN, OHIO

MICROSWITCH

THIRD ANGLE PROJECTION

METRIC
DIMENSIONS ARE IN MILLIMETERS UNLESS OTHERWISE SPECIFIED.

CODE NO. 6900
SIZE C-5110
DWG. DATE 11APR9
REVISION NONE
TOLERANCE UNLESS OTHERWISE SPECIFIED: ONE PLACE ± 0.4 TWO PLACES ± 0.10 ANGULAR ± 2°
DR. DAVE STEELE 11APR9
CK. DAVE STEELE DATE 12APR9
APPR. JOSEPH M. SENDATA DATE 13APR9
APPR. JOHN YURTIN DATE 13APR9
MATERIAL SPEC. SEE DRAWING
NAME ASM CONN 2F MIC/P 064
PART NO. 1209 2512 SIZE E
PROJECT FILENAME 12092621.511