SYMBOL DEFINITION		
A DIMENSION WITHOUT AN INSPECTION REPORT SYMBOL ( ) DOES NOT REQUIRE INSPECTION. IT MAY BE CONTROLLED ON THE INDIVIDUAL COMPONENT DRAWING.	TOTAL NO OF INSPECTIONS REQUIRED	58
	LAST NO. USED	29

MISSING SYMBOLS
2 29 36

DWG STATUS DATE	SYM	REV	INP	CHG	ZONE	REVISION HISTORY	AUTH	DR	APVD I	APVD E
25SEP01	R	01	-	-		RELEASED	214296	FKV	FKV	MCM
21MY02	R	01	AA	-		ADDED DIM 36; REMOVED 2X 3.7 TYP DIMS; 15.4+0.2-0.15 MAS 15.6,PROCESS SENSITIVE DIM WAS 25, AND WAT'L SPEC WAS R00717B2	225397	TLD	TLD	PML
29AU02	R	01	AB	-		REMOVED 2X 7.17 TYP,17.1 DIMS AND TBT FROM DIM #9	229024	TLD	TLD	PML
23OC02	R	02	-	-		MATERIAL SPEC WAS WI592006	231418	TLD	TLD	PML
27DEC03	R	02	AA	-		ADDED DIMS (3)PLCS ON TSD.	247965	DAD	DAD	MJD

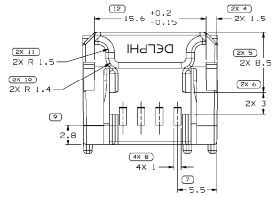

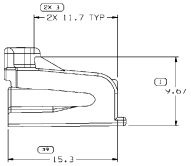

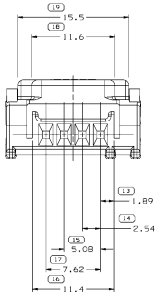

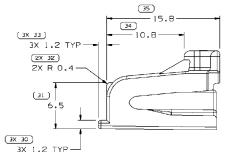

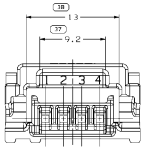

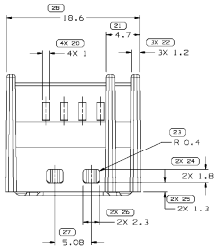

NOTES

1. UNLESS OTHERWISE SPECIFIED AND/OR INDICATED:
   DIMENSIONS ARE TO PARTS UP VIEW SHOWN AND AUTOMATICALLY ROUNDED BY COMPUTER FOR INSPECTION (SEE MATH MODEL FOR PRECISE DIMENSIONS). FOR ALL OTHER DIMENSIONS NOT SHOWN BUT REQUIRED FOR TOOL BUILD, SEE MATH MODEL FOR PRECISE TOOL PATH DATA.
2. MATERIAL RECYCLING CODE PER SAE J1344 TO APPEAR ON PART.
3. SEALING CODE 0 - UNSEALED
4. MATING COMPONENTS OR EQUIVALENT:
   CUSTOMER MATING CONFIG. DWG. - 15393425
5. THIS PART ACCEPTS THE FOLLOWING COMPONENTS OR EQUIVALENT:
   TERMINAL - 12177007
   MAX INSULATION CRIMP MUST BE LESS THAN 1.6 HIGH AND 2.9 WIDE.
   SEE DETAIL DRAWING FOR COMPATIBLE O.D. RANGE
   TERM & CONN POSITION ASSURANCE LOCK - 15393422

PART TYPE	PART DRAWING
TITLE	
VOLUME (CUP)	1.068
WEIGHT	6900
ENTER CODE	

UNLESS OTHERWISE SPECIFIED
THIS DOCUMENT IS IN ACCORDANCE WITH ASME Y14.5M-1994 UNLESS OTHERWISE SPECIFIED. THIS DOCUMENT IS THE PROPERTY OF DELPHI. THIS DOCUMENT IS PROVIDED AS-IS AND DELPHI MAKES NO REPRESENTATION OR WARRANTY AND DISCLAIMS ANY AND ALL LIABILITY RELATED TO THE USE OF THIS DOCUMENT. THIS DOCUMENT MAY BE SUBJECT TO EXPORT CONTROL BY INTERNATIONAL REGULATIONS. DERIVATIVE WORKS ARE PROHIBITED WITHOUT DELPHI'S EXPRESS WRITTEN PERMISSION. ALL DIMENSIONS ARE IN MILLIMETERS

(22) PROCESS SENSITIVE DIMENSION

DIMENSIONS INDICATED "TBT" IN TOLERANCE BLOCK ARE TO BE TREATED AS BASIC DIMENSIONS. LIMITS ARE ESTABLISHED

REFERENCES

R 0.1 MAX
R 0.2 MAX
SHARP CORNER TOLERANCE

| DIMENSIONAL RANGE (MM) | | |