SYMBOL DEFINITION		
A DIMENSION WITHOUT AN INSPECTION REPORT SYMBOL (□) DOES NOT REQUIRE INSPECTION. IT MAY BE CONTROLLED ON THE INDIVIDUAL COMPONENT DRAWING.	TOTAL NO OF INSPECTIONS REQUIRED	18
	LAST NO. USED	14

MISSING SYMBOLS

NO MISSING SYMBOL NUMBER

DWG STATUS DATE	STS	REC	IN/P	CHG	ZONE	REVISION HISTORY	AUTH	DR	APVD 1	APVD 2
17MR11	R	01		-	-	WAS PE208574 AND RELEASED	411180	KRM	JJM	FRE
14FEB13	R	01	AA	-	-	MAXIMUM STOCK THICKNESS IN NOTE 2 WAS 3 MM AND ADDED INSERTION FORCE NOTE	421110	FRE	FRE	MSM
26FEB13	R	01	AB	-	-	UPDATED PDM ATTRIBUTES	421494	FRE	JPV	FRE
08APR13	R	01	AC	-	-	REVISED GRAPHICS	422013	JTV	JTV	FRE
05MAY15	R	01	AD	-	-	ADDED "RESTRICTED CLIP" NOTE	429847	KRM	JJM	JFF
24FEB17	R	01	AE	-	-	UPDATED PDM ATTRIBUTES	435638	JVR	JJM	JJE

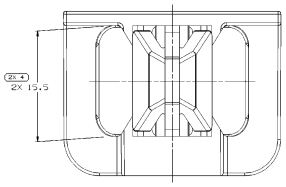

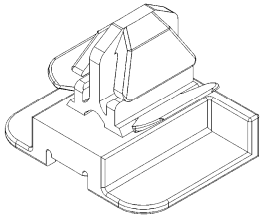

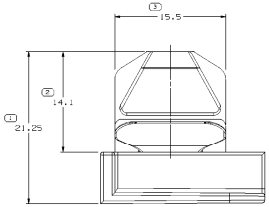

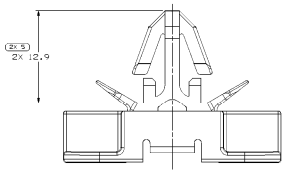

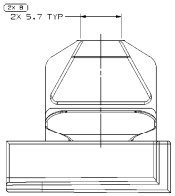

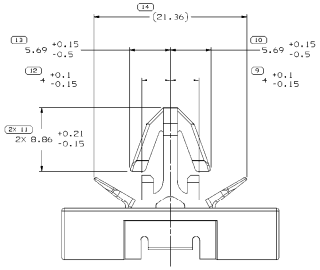

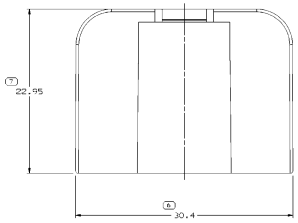

NOTES

1. UNLESS OTHERWISE SPECIFIED AND/OR INDICATED:

   DIMENSIONS ARE TO FACE OF VIEW SHOWN AND AUTOMATICALLY ROUNDED BY COMPUTER FOR INSPECTION (SEE MATH MODEL FOR PRECISE DIMENSIONS). FOR ALL OTHER DIMENSIONS NOT SHOWN BUT REQUIRED FOR TOOL BUILD, SEE MATH MODEL FOR PRECISE TOOL PATH DATA.

2. PART TO FIT RECTANGULAR HOLE (8.5 ±0.25) X (16 ±0.25) WITH STOCK THICKNESS OF 0.7 - 2.65 MM.

3. (1.5)X(0.1) DELPHI CORPORATE BRAND TO BE LOCATED ON ANY EXTERIOR SURFACE, PREFERABLY VISIBLE AT FINAL ASSEMBLY. OPTIONAL CONSTRUCTION FOR EXISTING TOOLING MAY BE "MED".

4. THIS PRODUCT IS NOT CATEGORIZED AS AN APPEARANCE ITEM. MINOR IMPERFECTIONS INCLUDING, BUT NOT LIMITED TO, FLOW MARKS, COLOR BLEMISHES, GATE VESTIGE, AND SOFT FLASH THAT DO NOT AFFECT THE FIT, FORM, OR FUNCTION OF THE PART ARE PERMISSIBLE PER DPNP-4.7-CS-01.

5. CLIP INSERTION FORCE INTO PLATE IS ABOVE B2N.

6. RESTRICTED CLIP FOR YTD APPLICATIONS ONLY AND DUE TO HIGH ENGAGE FORCE AS NOTED ON DRAWING. PLEASE USE 33171904 FOR ERGO SOLUTION.

THE DRAWING TEMPLATE FORM NUMBER INDICATES THAT PHYSICAL PARTS ARE NOT AVAILABLE FOR ORDERING.

PART NUMBERS THAT DO NOT HAVE A LINE PRESENT INDICATE THAT PHYSICAL PARTS ARE AVAILABLE FOR ORDERING.

CONTACT DELPHI SALES TO ASSURE AVAILABILITY OF PARTS.

DWG TYPE: PART DRAWING

STYLE

VOLUME (IN³): 2.787

SCREW DIMS

UNLESS OTHERWISE SPECIFIED

THIS DOCUMENT IS IN ACCORDANCE WITH ASME Y14.5M-1994 UNLESS OTHERWISE SPECIFIED. DIMENSIONS ARE TO BE CALCULATED MEANING THAT DIMENSIONS FOR FEATURES OF FEATURES NOT BY SHOWN MATHEMATICALLY REDUNDANT BY DATUM REFERENCES.

ALL DIMENSIONS ARE IN MILLIMETERS

REFERENCE

THIRD ANGLE PROJECTION

DO NOT SCALE

USE MATH DATA

NX

THE INFORMATION CONTAINED IN THIS DRAWING IS THE PROPERTY OF DELPHI. EXCEPTIONS AS NOTED. DELPHI CONFIDENTIAL AND PROPRIETARY. REPRODUCTION OR DISTRIBUTION IN WHOLE OR IN PART WITHOUT WRITTEN PERMISSION OF DELPHI IS PROHIBITED.

DELPHI

DELPHI PROMOD ELECTRICAL/ELECTRONIC ARCHITECTURE

SYMBOL 24

COPYRIGHT 2011 DELPHI. ALL RIGHTS RESERVED UNDER THE APPLICABLE COPYRIGHT LAWS.

THIS DRAWING IS THE PROPERTY OF DELPHI CORPORATION AND CONTAINS DETAILED TOOLING INFORMATION. THE DRAWING MUST NOT BE REPRODUCED OR DISTRIBUTED IN WHOLE OR IN PART WITHOUT WRITTEN PERMISSION OR WITH OTHER TOOLING DATA, OR WHOLLY OR PARTIALLY OF ANY DRAWING TO OTHERS WITHOUT EXPRESS AUTHORIZATION, IN WRITING.

		DATE
DR		
APVD1	ALLAN S. MARTINEZ	17MR11
APVD2	J. VILLANI	17MR11
APVD3	FAVIOLA RAMON	17MR11
APVD4		
APVD5		

SUBSTANCES OF CONCERN AND RECYCLED CONTENT FOR DELPHI (EMBEDD)

MATERIAL: POLYAMIDE COMPOUND BLACK

DRAWING NAME: MOUN CLIP CONN ROSEBUD

DRAWING NUMBER: 13864344

SIZE	SCALE	FRAME NO	SHEET NO	SHT	REV	TYP
AD	5:1	1	1 OF 1	1	R 01	AE