SYMBOL DEFINITION		
A DIMENSION WITHOUT AN INSPECTION REPORT SYMBOL (□) DOES NOT REQUIRE INSPECTION. IT MAY BE CONTROLLED ON THE INDIVIDUAL COMPONENT DRAWING.	TOTAL NO OF INSPECTIONS REQUIRED	30
	LAST NO. USED	26

MISSING SYMBOLS
NO MISSING SYMBOL NUMBER

DWG STATUS					ZONE	REVISION HISTORY	AUTH	DR	APVD	APVD
DATE	STD	REL	N/P	CHG						
15APJ3	R	01	-	-		ALL PARTS - RELEASED PART DRAWING	422006	KYT	JVW	FRE
24APJ3	R	02	-	-		ALL PARTS - REVISED CONNECTOR	422218	AGC	JVW	FRE
13AP16	R	03	-	-		ALL PARTS - REVISED GRAPHICS	432708	NRW	DOL	DOL
28JN19	R	04	-	-		15531939 - UPDATED PART AVAILABILITY	443811	DDH	JAA	ACV

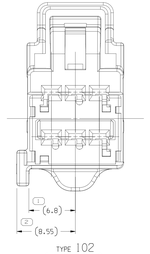

TYPE 102
SAME AS TYPE 101
EXCEPT AS SHOWN

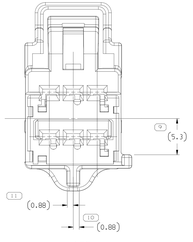

TYPE 105
SAME AS TYPE 101
EXCEPT AS SHOWN

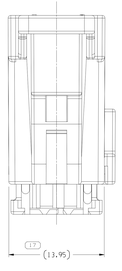

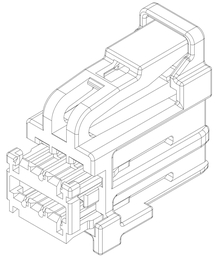

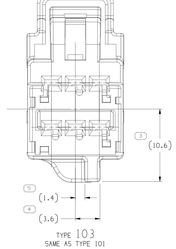

TYPE 103
SAME AS TYPE 101
EXCEPT AS SHOWN

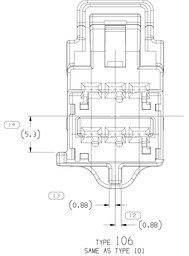

TYPE 106
SAME AS TYPE 101
EXCEPT AS SHOWN

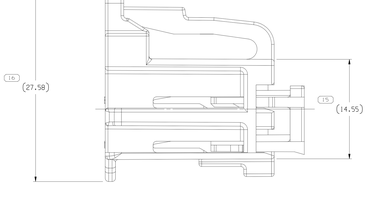

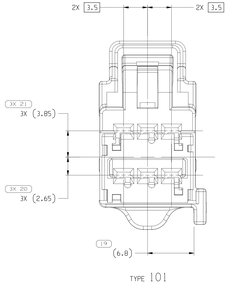

TYPE 101

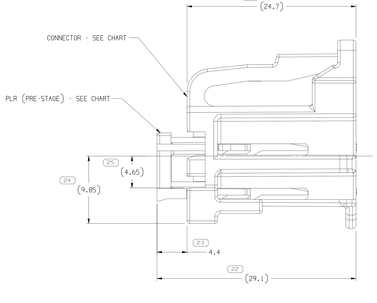

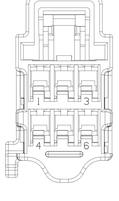

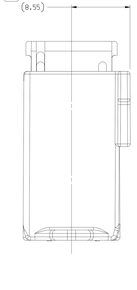

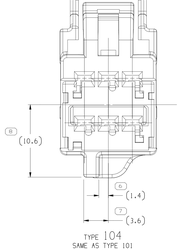

TYPE 104
SAME AS TYPE 101
EXCEPT AS SHOWN

NOTES

1. UNLESS OTHERWISE SPECIFIED AND/OR INDICATED:

   DIMENSIONS ARE TO FACE OF VIEW SHOWN AND AUTOMATICALLY ROUNDED BY COMPUTER FOR INSPECTION (SEE MATH MODEL FOR PRECISE DIMENSIONS). FOR ALL OTHER DIMENSIONS NOT SHOWN BUT REQUIRED FOR TOOL BUILD, SEE MATH MODEL FOR PRECISE TOOL PATH DATA.

2. SEALING CODE O - UNSEALED

3. THIS PRODUCT IS NOT CATEGORIZED AS AN APPEARANCE ITEM. MINOR IMPERFECTIONS INCLUDING, BUT NOT LIMITED TO, FLOW MARKS, COLOR BLEMISHES, GATE VESTIGE, AND SOFT FLASH THAT DO NOT AFFECT THE FIT, FORM, OR FUNCTION OF THE PART ARE PERMISSIBLE PER DPNP-4.7-CS-01.

4. FOR APPLICATION DATA SEE THE INDIVIDUAL APPLICATION DRAWINGS.

5. PART IS MANUFACTURED TO GEOMETRIC TOLERANCES. CENTERLINE DIMENSIONS ARE FOR REFERENCE ONLY.

PART NO	REV	N/P	TYPE	CONNECTOR	PLR	USCAR OPTION
15531948	03	-	106	15512460	1968717	F
15531946	03	-	105	15512459	1968717	E
15531945	03	-	104	15512458	1968717	D
15531943	03	-	103	15512457	1968717	C
15531941	03	-	102	15512456	1968717	B
15531939	03	AA	101	15512455	1968717	A

DRAWING NUMBER						
15531949						
SIZE	SCALE	CHANGE NO	SHEET NO	SHEET QTY	REV	N/P
A1x3	5:1	2 OF 2	1 OF 1	R	04	-

(N/A) PROCESS SENSITIVE DIMENSION

DIMENSIONS ENCLOSED IN () INDICATE REFERENCE DIMENSIONS AND NO TOLERANCE IS TO BE ESTABLISHED

DIMENSIONAL RANGE (MM)									
FROM	>0	>6	>30	>50	>70	>100	>200	>250	>300
TO	6	30	50	70	100	150	250	300	500
TOLERANCE (UNLESS OTHERWISE SPECIFIED)									
±0.15	±0.20	±0.25	±0.30	±0.35	±0.40	±0.45	±0.50	±0.60	±0.70
ANGULAR TOLERANCE ±2°									

ALL DIMENSIONS ARE IN MILLIMETERS

REFERENCE

THIRD ANGLE PROJECTION

DO NOT SCALE

USE MATH DATA

NX

A Trademark LINE DRAWN THROUGH A PART NUMBER INDICATES THAT PHYSICAL PARTS ARE NOT AVAILABLE FOR ORDERING.

PART NUMBERS THAT DO NOT HAVE A LINE PRESENT INDICATE THAT PHYSICAL PARTS ARE AVAILABLE FOR ORDERING.

CONTACT APTIV SALES TO ASSURE AVAILABILITY OF PARTS.

DWG TYPE	
	PART DRAWING
STYLE	
VOLUME (CM³)	SYSTEM UOM

UNLESS OTHERWISE SPECIFIED

THIS DOCUMENT IS IN ACCORDANCE WITH ASME Y14.5M-1994 UNLESS OTHERWISE SPECIFIED. DIMENSIONS AND TOLERANCING MAXIMUM-MATERIAL, SEPARATE PATTERNS OF FEATURES MAY BE GAGED SEPARATELY REGARDLESS OF DATUM REFERENCES.

DR		
APVD1	YAMIR TELLEZ	15APJ3
APVD2	J. VILLAMIL	15APJ3
APVD3	FAVIOLA RAMON	15APJ3
APVD4		
APVD5		

SUBSTANCES OF CONCERN AND RECYCLED CONTENT PER APTIV (DRAFTER)

MATERIAL	SEE CHART
DRAWING NAME	TAXI ASM CONN 6 F OCS 1.5

•APTIV•
CONNECTION SYSTEMS
WARREN, OH
COPYRIGHT 2013 APTIV. ALL RIGHTS RESERVED.
THIS DRAWING IS THE PROPERTY OF APTIV AND CONTAINS APTIV CONFIDENTIAL INFORMATION. THE INFORMATION CONTAINED HEREIN OR UTILIZATION OF THIS DOCUMENT OR ITS RELATED CAD MATH DATA, MUST NOT BE COMMUNICATED OR ITS CONTENTS TO OTHERS, WITHOUT EXPRESS AUTHORIZATION, IS PROHIBITED.

DRAWING NUMBER						
15531949						
SIZE	SCALE	CHANGE NO	SHEET NO	SHEET QTY	REV	N/P
A1x3	5:1	2 OF 2	1 OF 1	R	04	-

Part: 15531949 Rev: 04 Size: A1x3 Time: 06:10:29
Date: 13-Mar-19 Time: 06:10:29