

REFRIGERATOR FREEZERS

PLANNING GUIDE

SERIES 7 | FRENCH DOOR REFRIGERATOR FREEZER

RF505ANUX1 | RF505ANUB1 | RF505ANX1

SERIES 5 | REFRIGERATOR FREEZER

RF505BRNX1 | RF505BRNB1 | RF505BRNUX1 | RF505BRNQX1

INTRODUCTION

This comprehensive planning guide provides you with the framework and tools to achieve your desired design outcome with Fisher & Paykel appliances. In this guide, you will find a range of conceptual, detailed, and dimensional product information to bring your ideas to life and create spaces that truly reflect your vision.

CONTENTS

CONCEPT DESIGNPAGE

Specification guide	
RF505ANUB1, RF505ANUX1 Models	4
RF505ANX1	5
RF505BRNUX1	6
RF505BRNX1, RF505BRNB1, RF505BRNQX1 Models	7

Design choices	
Product options	9

SUPPORT

For additional design planning and installation support please contact the Fisher & Paykel design support team.
designsupport@fisherpaykel.com

DEVELOPED AND DETAILED DESIGNPAGE

Data sheets	
RF505ANUX1, RF505ANUB1	11
RF505ANX1	12
RF505BRNUX1	13
RF505BRNX1, RF505BRNB1, RF505BRNQX1	14
Planning considerations	
Cavity specifications	16
Cavity width for door opening	17
Door opening clearance	18
Venting specifications	19
Service specifications	20

NOTES

The models shown in this Planning Guide may not be available in all markets and are subject to change at any time. Refer to our website fisherpaykel.com for the latest document version. Product specifications may vary from those shown. This Planning Guide should not be used as installation guidance for any product. Specific installation guidance will be available with the product on delivery and on our website.

DEVELOPED AND DETAILED DESIGNPAGE

Services	
RF505ANUX1, RF505ANUB1	22
RF505ANX1	23
RF505BRNUX1	24
RF505BRNX1, RF505BRNB1, RF505BRNQX1	25

SPECIFICATION GUIDE



RF505ANUX1

OVERVIEW

With a sleek stainless or black stainless finish, this 511L French Door fridge is designed for everyday convenience. It offers plenty of fresh food space with a 70:30 split, dual humidity bins, and a slimline dispenser for chilled water and ice - making it a practical, stylish choice for busy households.

PRODUCTS*

RF505ANUX1

511L Series 7 French Door Refrigerator Freezer, Ice & water.
Stainless steel

RF505ANUB1

511L Series 7 French Door Refrigerator Freezer, Ice & water.
Black

*Some models may not be available in all markets, please check fisherpaykel.com for more information.

FEATURES

- ① Sleek French Door design with recessed handles for a contemporary look.
- ② Available in stainless steel or black stainless steel to complement any kitchen style.
- ③ 70:30 fridge-to-freezer split for generous fresh food capacity.
- ④ Dual humidity bins preserve fruits and vegetables in ideal conditions for lasting freshness.
- ⑤ ActiveSmart™ technology maintains the ideal temperature to help keep food fresher for longer.
- ⑥ Slimline water dispenser and internal ice maker provide chilled water and ice on demand.
- ⑦ Energy-efficient design cools and defrosts only when needed, saving energy without compromise.
- ⑧ Full-width drawers and flexible shelving support easy organisation.
- ⑨ Premium materials including solid glass shelving and stainless detailing.



RF505ANX1

OVERVIEW

With its sleek French Door design and recessed handles, this 511L refrigerator brings refined style to everyday living. A 70:30 split prioritises fresh food storage, while dual humidity drawers and ActiveSmart™ technology help maintain ideal conditions. Designed for energy efficiency and easy access with a spacious bottom freezer.

PRODUCTS*

RF505ANX1
511L Series 7 French Door Refrigerator Freezer. Stainless steel

*Some models may not be available in all markets, please check fisherpaykel.com for more information.

FEATURES

- ① Sleek French Door design with recessed handles for a contemporary look.
- ② 70:30 fridge-to-freezer split for generous fresh food capacity.
- ③ Dual humidity bins preserve fruits and vegetables in ideal conditions for lasting freshness.
- ④ ActiveSmart™ technology maintains the ideal temperature to help keep food fresher for longer.
- ⑤ Energy-efficient design cools and defrosts only when needed, saving energy without compromise.
- ⑥ Spacious bottom freezer with full extension drawers gives easy access to frozen goods.
- ⑦ Premium materials including solid glass shelving and stainless detailing.
- ⑧ Bright LED lighting ensures easy access to contents.



RF505BRNUX1

The models shown in this Planning Guide may not be available in all markets and are subject to change at any time. Product specifications may vary from those shown. This Planning Guide should not be used as installation guidance for any product. Further information is required to safely and correctly install the products featured here. Specific installation guidance will be available with the product on delivery and on our website fisherpaykel.com

OVERVIEW

This 515L bottom freezer refrigerator offers generous fresh food storage and everyday convenience, with a slimline water dispenser and internal ice maker. A 70:30 fridge-freezer split, dual humidity bins, and ActiveSmart™ technology help keep food fresher for longer in a sleek, counter-depth stainless steel design.

PRODUCTS*

RF505BRNUX1
515L Series 5 Refrigerator Freezer, Ice & water. Stainless Steel

*Some models may not be available in all markets, please check fisherpaykel.com for more information.

FEATURES

- ① Slimline, counter-depth design with a bottom freezer.
- ② 70:30 fridge-to-freezer split for generous fresh food capacity.
- ③ Dual humidity bins preserve fruits and vegetables in ideal conditions for lasting freshness.
- ④ Slimline water dispenser and internal ice maker provide chilled water and ice on demand.
- ⑤ ActiveSmart™ technology maintains the ideal temperature to help keep food fresher for longer.
- ⑥ Energy-efficient design cools and defrosts only when needed, saving energy without compromise.
- ⑦ Full-width drawers and flexible shelving support easy organisation.
- ⑧ Premium materials including solid glass shelving and stainless detailing.
- ⑨ Bright LED lighting ensures easy access to contents.



OVERVIEW

With a slimline, counter-depth design and recessed handles, this 515L bottom freezer refrigerator offers a streamlined aesthetic and generous fresh food capacity. A 70:30 fridge-freezer split, dual humidity bins, and ActiveSmart™ technology help keep food fresher for longer, while flexible shelving supports easy organisation.

PRODUCTS*

RF505BRNX1
515L Series 5 Refrigerator Freezer. Stainless Steel

RF505BRNB1
515L Series 5 Refrigerator Freezer Black

RF505BRNQX1 - Energy Hero
515L Series 5 Refrigerator Freezer, Stainless Steel

*Some models may not be available in all markets, please check fisherpaykel.com for more information.

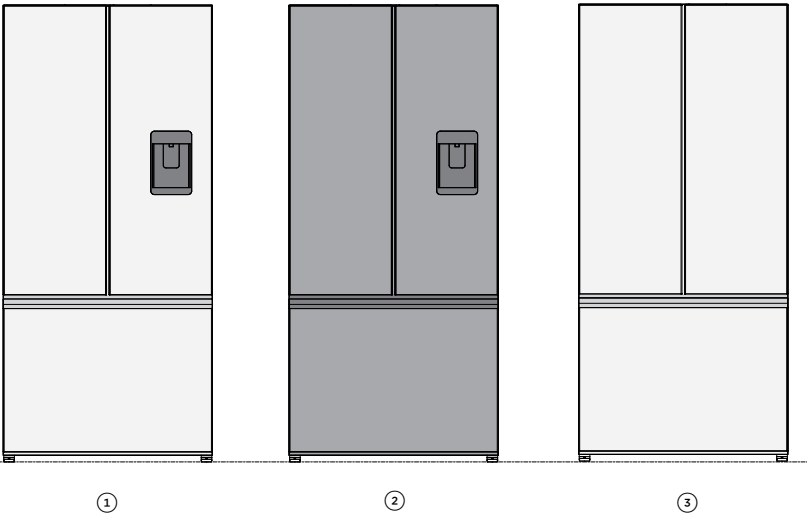
FEATURES

- ① Slimline, counter-depth design with a bottom freezer.
- ② Available in stainless steel or black stainless steel to complement any kitchen style.
- ③ 70:30 fridge-to-freezer split for generous fresh food capacity.
- ④ Dual humidity bins preserve fruits and vegetables in ideal conditions for lasting freshness.
- ⑤ ActiveSmart™ technology maintains the ideal temperature to help keep food fresher for longer.
- ⑥ Spacious bottom freezer with full extension drawers gives easy access to frozen goods.
- ⑦ Full-width drawers and flexible shelving support easy organisation.
- ⑧ Premium materials including solid glass shelving and stainless detailing.
- ⑨ Reversible door hinge for flexible installation.

The models shown in this Planning Guide may not be available in all markets and are subject to change at any time. Product specifications may vary from those shown. This Planning Guide should not be used as installation guidance for any product. Further information is required to safely and correctly install the products featured here. Specific installation guidance will be available with the product on delivery and on our website fisherpaykel.com

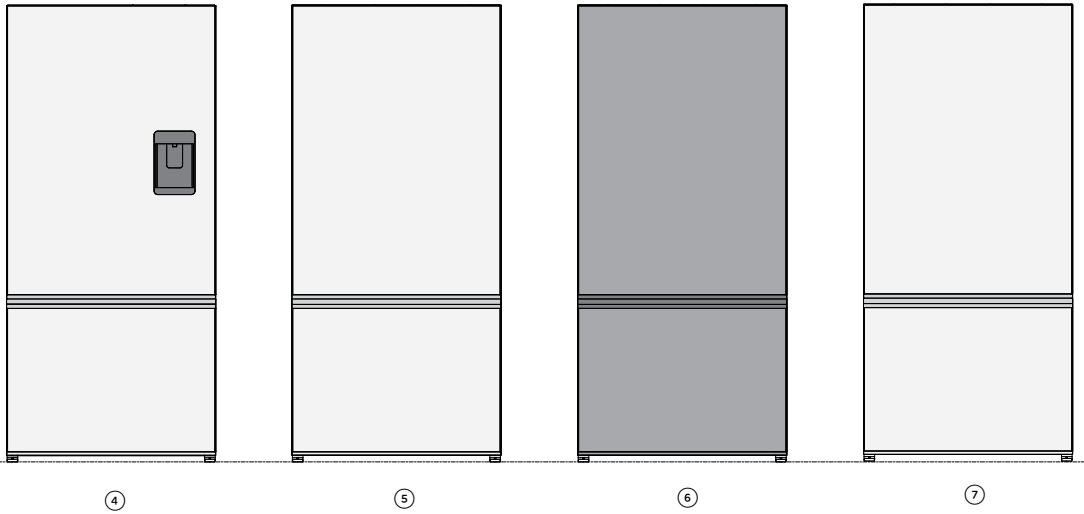
DESIGN CHOICES

FRENCH DOOR REFRIGERATOR FREEZER



Model		Finish	
①	RF505ANUX1	80cm French Door Refrigerator Freezer with Ice and Water	Stainless steel
②	RF505ANUB1	80cm French Door Refrigerator Freezer with Ice and Water	Black stainless steel
③	RF505ANX1	80cm French Door Refrigerator Freezer	Stainless steel

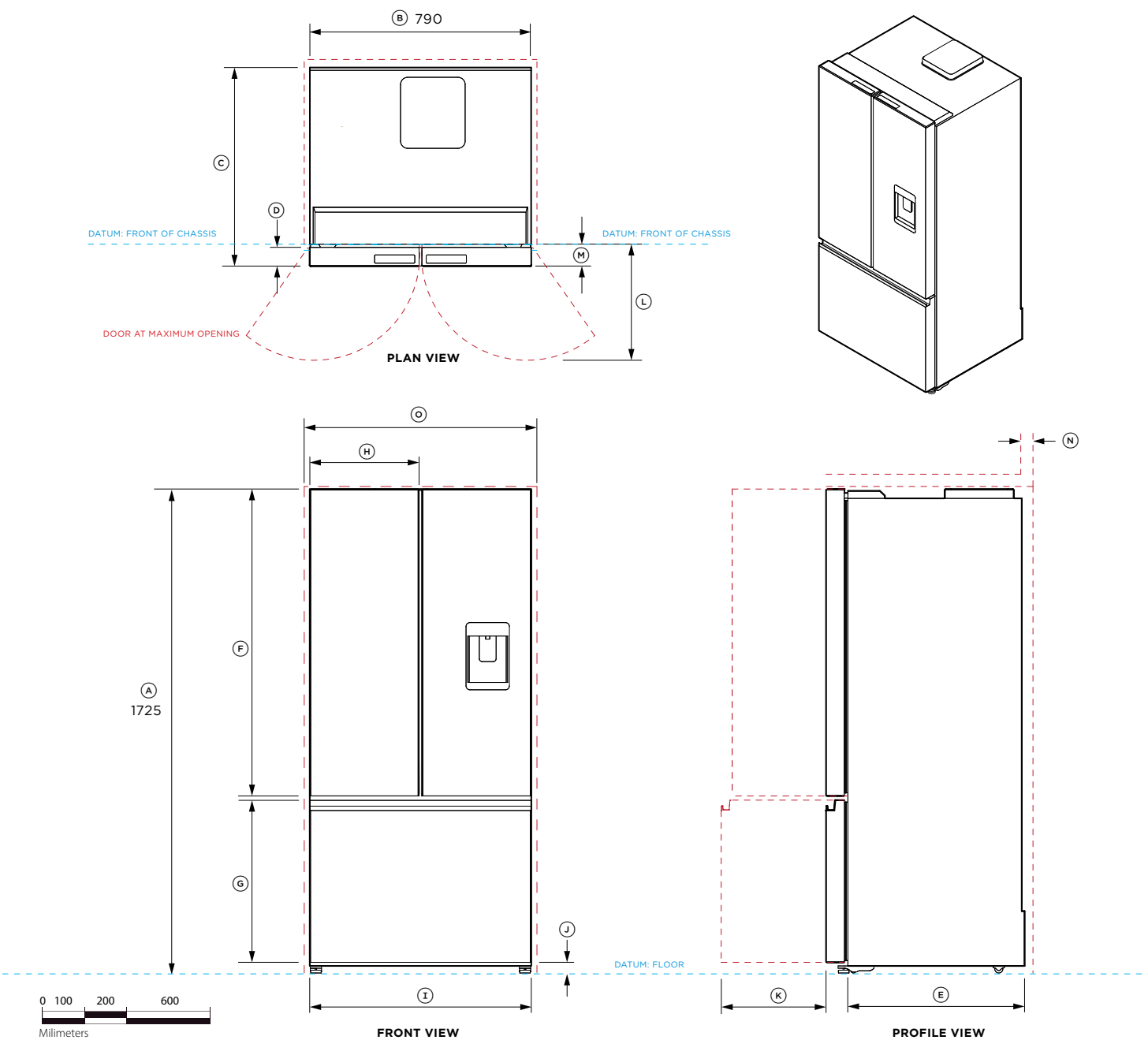
REFRIGERATOR FREEZER



Model		Finish	
④	RF505BRNUX1	80cm Refrigerator Freezer with Ice and Water	Stainless steel
⑤	RF505BRNX1	80cm Refrigerator Freezer	Stainless steel
⑥	RF505BRNB1	80cm Refrigerator Freezer	Black Stainless steel
⑦	RF505BRNQX1	80cm Door Refrigerator Freezer - Energy Efficient	Stainless steel

The models shown in this Planning Guide may not be available in all markets and are subject to change at any time. Product specifications may vary from those shown. This Planning Guide should not be used as installation guidance for any product. Further information is required to safely and correctly install the products featured here. Specific installation guidance will be available with the product on delivery and on our website fisherpaykel.com

DATA SHEETS



Model no:
RF505ANUX1
RF505ANUB1

Product Dimensions	mm
(A) Overall height of product	1725
(B) Width of chassis	790
(C) Overall depth of product	707
(D) Overall depth of door	66
(E) Depth of chassis	629

Door Dimensions	mm
(F) Height of door	1095
(G) Height of drawer	578
(H) Width of door	390
(I) Width of drawer	790
(J) Door panel to floor	38

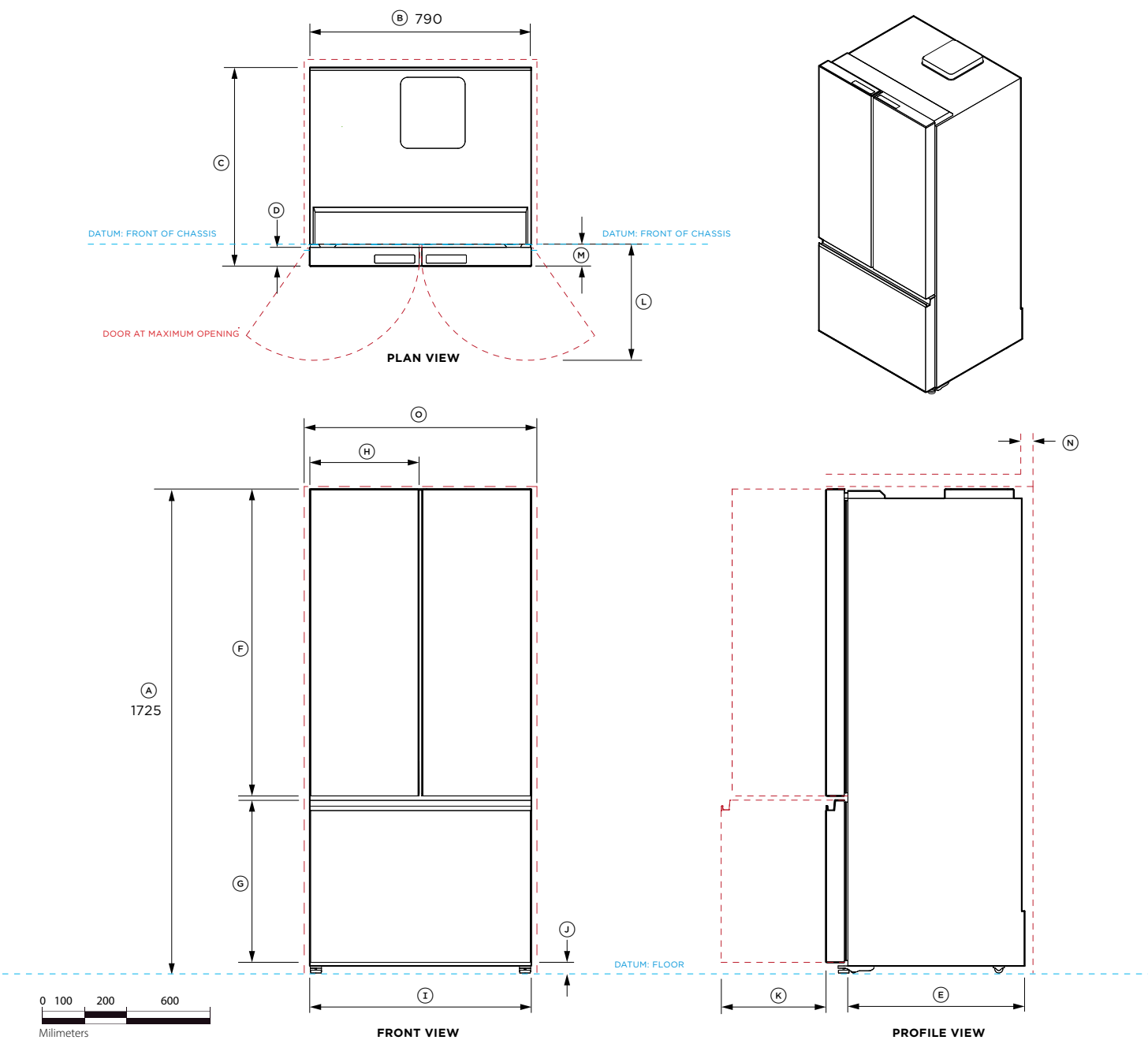
Door/Drawer Opening Dimensions*	mm
(K) Depth of drawer (open)	375
(L) Depth of door (max opening) from front of panel**	403
(M) Depth of door to front of chassis	78

Minimum Clearances	mm
(N) Vent cavity*	50
Minimum clearance to chassis side**	20
Minimum rear clearance	30

*Venting cavity must be included either directly over the refrigerator or around an overhead cupboard. Check the Venting Specifications page for details.
**Does not include door opening.
***Assumes minimum side clearance of 20mm.

----- INDICATES CABINETRY / PRODUCT DATUM
- - - - - INDICATES CABINETRY CLEARANCES
- - - - - INDICATES CUTOUT

IMPORTANT NOTE: Throughout this guide, dimensions may vary by ±2mm (1/16"). Please read the installation manual for detailed information on installing the product. For full installation instructions & specifications visit fisherpaykel.com



Model no:
RF505ANX1

Product Dimensions		mm
(A)	Overall height of product	1725
(B)	Overall width of chassis	790
(C)	Overall depth of product	707
(D)	Overall depth of door	66
(E)	Depth of chassis	629

Door Dimensions		mm
(F)	Height of door	1095
(G)	Height of drawer	578
(H)	Width of door	390
(I)	Width of drawer	790
(J)	Door panel to floor	38

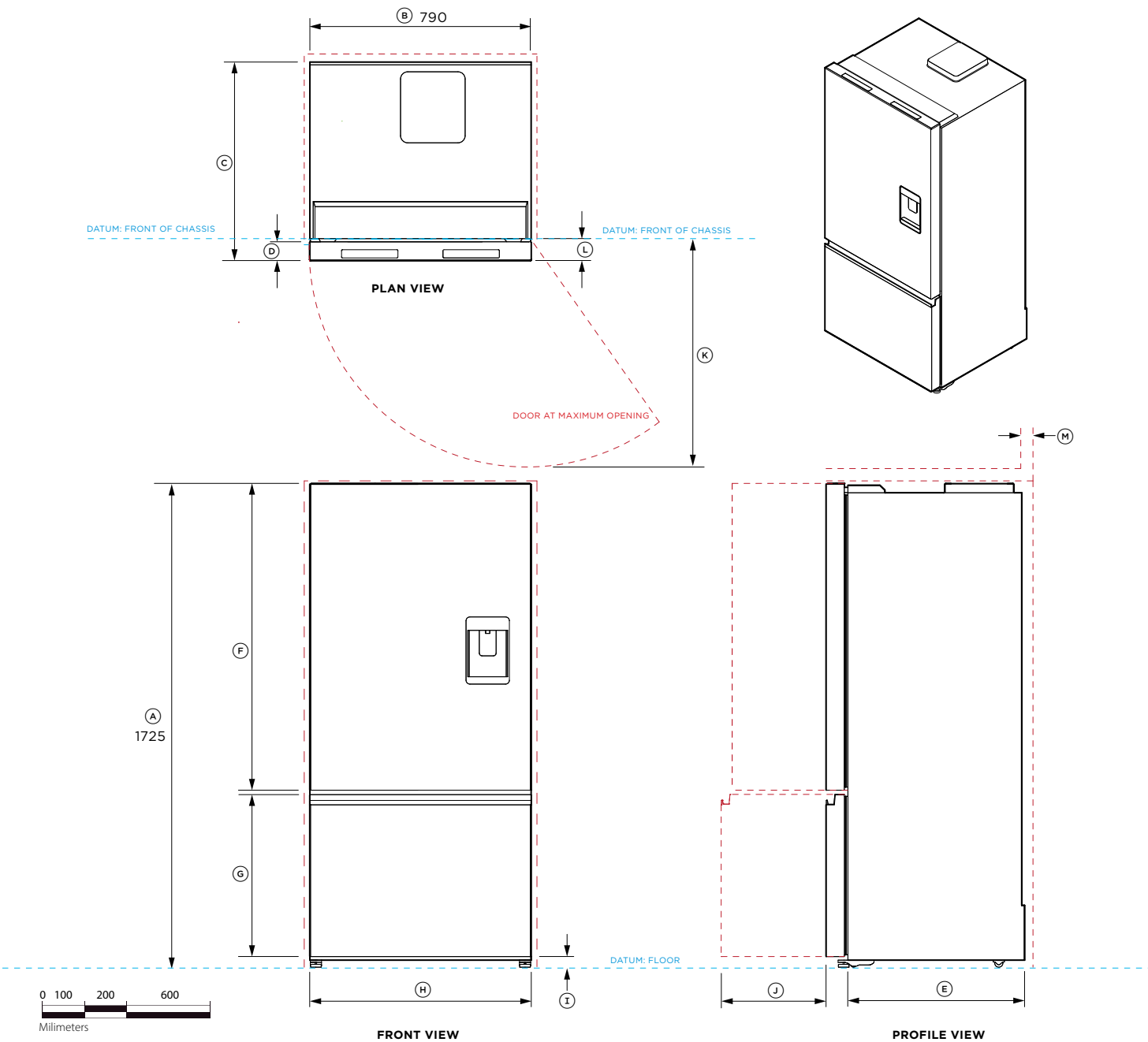
Door/Drawer Opening Dimensions*		mm
(K)	Depth of drawer (open)	375
(L)	Depth of door (max opening) from front of panel**	403
(M)	Depth of door to front of chassis	78

Minimum Clearances		mm
(N)	Vent cavity*	50
	Minimum clearance to chassis side**	20
	Minimum rear clearance	30

*Vent cavity must be included either directly over the refrigerator or around an overhead cupboard. Check the Venting Specifications page for details.
**Does not include door opening.-
***Assumes minimum side clearance of 20mm.

----- INDICATES CABINETRY / PRODUCT DATUM
- - - - - INDICATES CABINETRY CLEARANCES
- - - - - INDICATES CUTOUT

IMPORTANT NOTE: Throughout this guide, dimensions may vary by ±2mm (1/16"). Please read the installation manual for detailed information on installing the product. For full installation instructions & specifications visit fisherpaykel.com



Model no:
RF505BRNUX1

Product Dimensions		mm
A	Overall height of product	1725
B	Overall width of chassis	790
C	Overall depth of product	707
D	Overall depth of door	66
E	Depth of chassis	629

Door Dimensions		mm
F	Height of door	1095
G	Height of drawer	578
H	Width of door and drawer	790
I	Door panel to floor	38

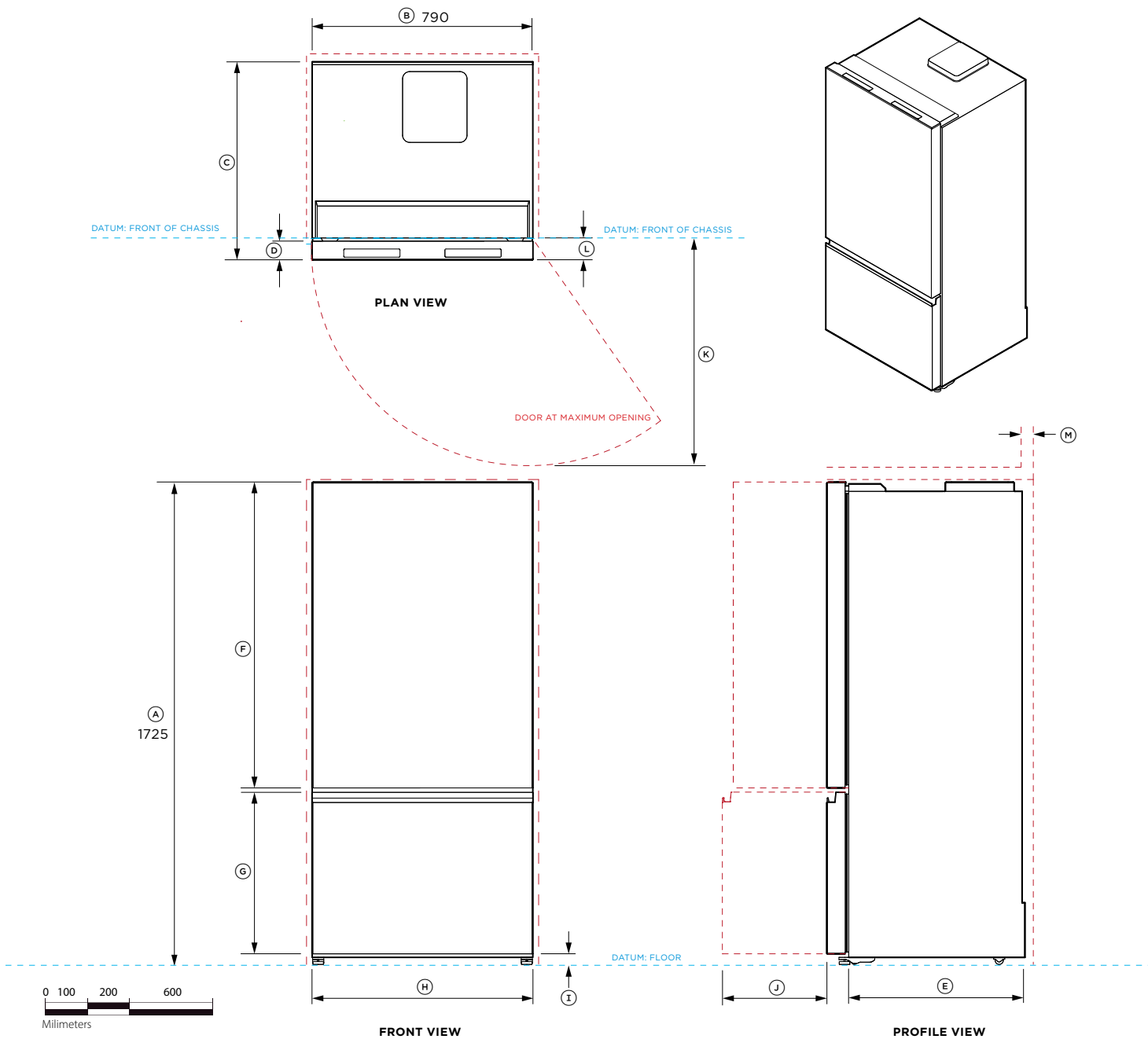
Door/Drawer Opening Dimensions*		mm
J	Depth of drawer (open)	375
K	Depth of door (max opening) from front of panel**	803
L	Depth of door to front of chassis	78

Minimum Clearances		mm
M	Vent cavity*	50
	Minimum clearance to chassis side**	20
	Minimum rear clearance	30

*Vent cavity must be included either directly over the refrigerator or around an overhead cupboard. Check the Venting Specifications page for details.
**Does not include door opening.
***Assumes minimum side clearance of 20mm.

----- INDICATES CABINETRY / PRODUCT DATUM
- - - - - INDICATES CABINETRY CLEARANCES
- INDICATES CUTOUT

IMPORTANT NOTE: Throughout this guide, dimensions may vary by ±2mm (1/16"). Please read the installation manual for detailed information on installing the product. For full installation instructions & specifications visit fisherpaykel.com



Model no:
RF505BRNX1
RF505BRNB1
RF505BRNQX1

Product Dimensions	mm
Ⓐ Overall height of product	1725
Ⓑ Overall width of chassis	790
Ⓒ Overall depth of product	707
Ⓓ Overall depth of door	66
Ⓔ Depth of chassis	629

Door Dimensions	mm
Ⓕ Height of door	1095
Ⓖ Height of drawer	578
Ⓗ Width of door and drawer	790
Ⓘ Door panel to floor	38

Door/Drawer Opening Dimensions*	mm
Ⓣ Depth of drawer (open)	375
Ⓚ Depth of door (max opening) from front of panel**	803
Ⓛ Depth of door to front of chassis	78

Minimum Clearances	mm
Ⓜ Vent cavity*	50
Minimum clearance to chassis side**	20
Minimum rear clearance	30

*Vent cavity must be included either directly over the refrigerator or around an overhead cupboard. Check the Venting Specifications page for details.
**Does not include door opening.
***Assumes minimum side clearance of 20mm.

----- INDICATES CABINETRY / PRODUCT DATUM
----- INDICATES CABINETRY CLEARANCES
----- INDICATES CUTOUT

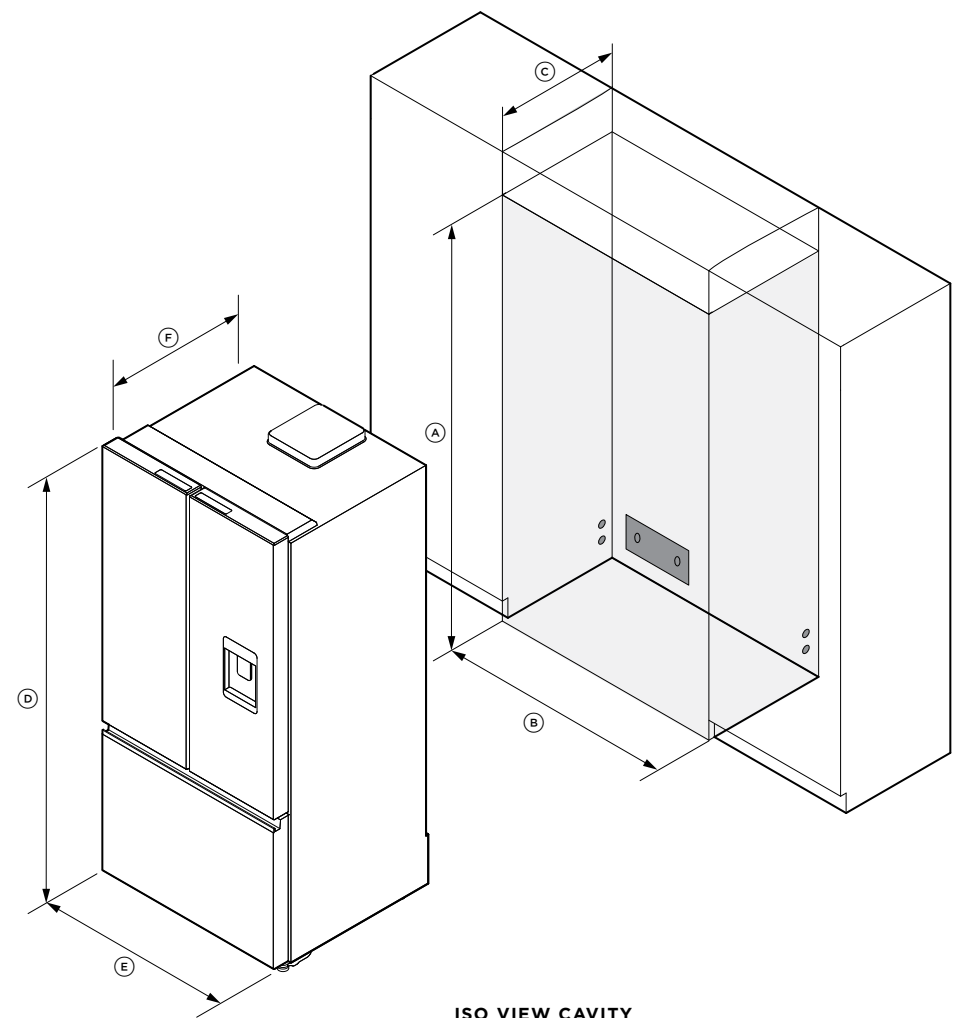
IMPORTANT NOTE: Throughout this guide, dimensions may vary by ±2mm (1/16"). Please read the installation manual for detailed information on installing the product. For full installation instructions & specifications visit fisherpaykel.com

PLANNING CONSIDERATIONS

CAVITY SPECIFICATIONS

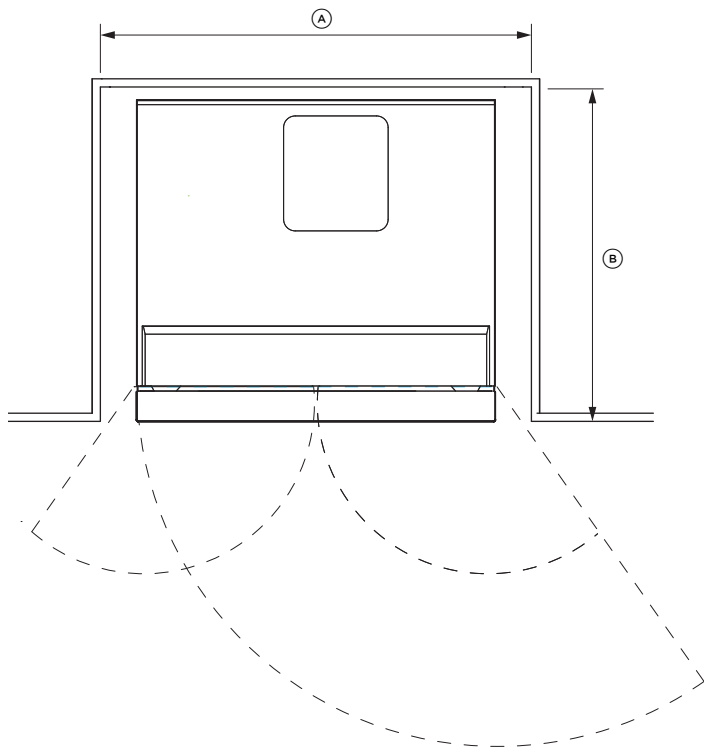
Dimensions	mm
(A) Minimum cavity height*	1735
(B) Minimum cavity width	
Flush to door - maximum opening	950
Flush to chassis - maximum opening	830
(C) Minimum cavity depth**	
Flush to door - maximum opening	737
Flush to chassis - maximum opening	650
(D) Product height	1725
(E) Product width	790
(F) Product depth	707

*The minimum cabinet gap above door panels is 10mm
**Water and electrical connections must not protrude from the wall if located behind the refrigerator.



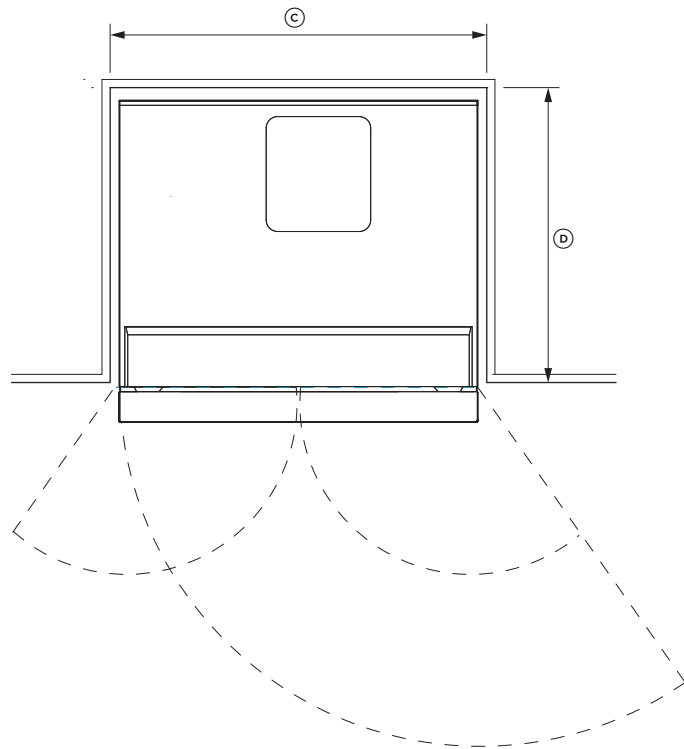
ISO VIEW CAVITY

The models shown in this Planning Guide may not be available in all markets and are subject to change at any time. Product specifications may vary from those shown. This Planning Guide should not be used as installation guidance for any product. Further information is required to safely and correctly install the products featured here. Specific installation guidance will be available with the product on delivery and on our website fisherpaykel.com



FLUSH TO DOOR - MAXIMUM OPENING

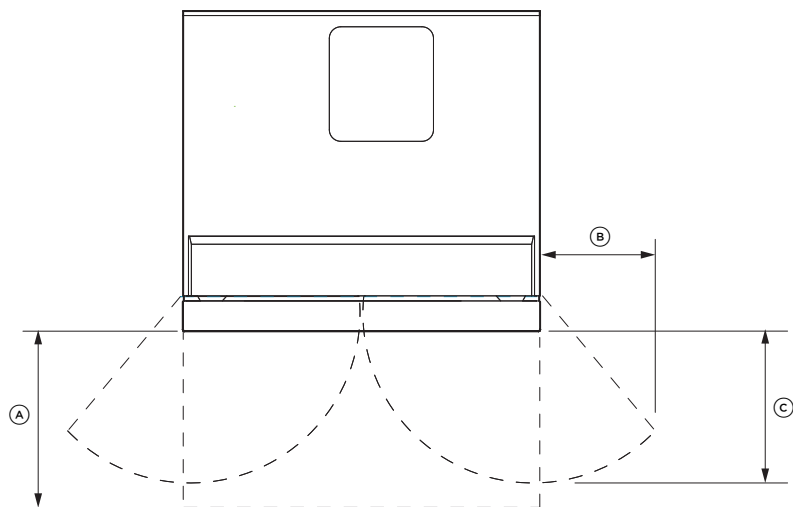
Dimensions	mm
Ⓐ Minimum cavity width	950
Ⓑ Minimum cavity depth	737



FLUSH TO CHASSIS - MAXIMUM OPENING

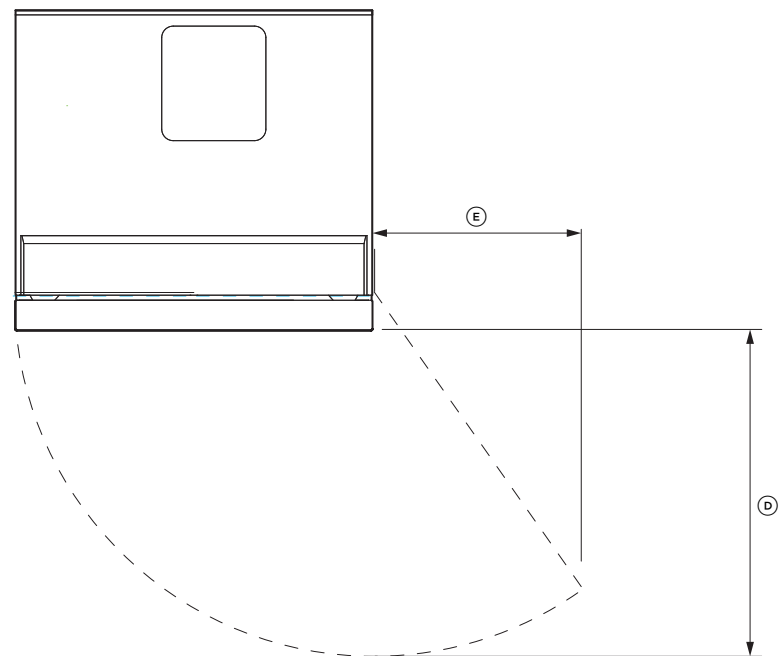
Dimensions	mm
Ⓒ Minimum cavity width	910
Ⓓ Minimum cavity depth	737

The models shown in this Planning Guide may not be available in all markets and are subject to change at any time. Product specifications may vary from those shown. This Planning Guide should not be used as installation guidance for any product. Further information is required to safely and correctly install the products featured here. Specific installation guidance will be available with the product on delivery and on our website fisherpaykel.com



FRENCH DOOR REFRIGERATOR FREEZER

Dimensions Maximum Opening		mm
Ⓐ	Drawer open clearance	375
Ⓑ	Door open distance from chassis	255
Ⓒ	Door open clearance	341



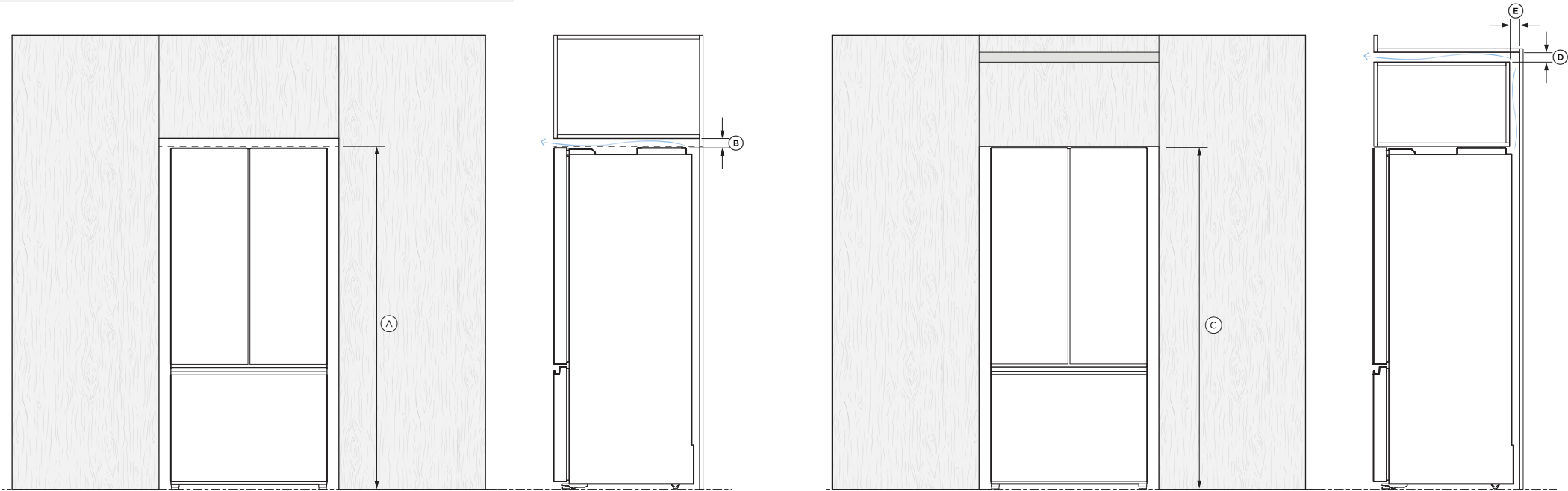
REFRIGERATOR FREEZER

Dimensions Maximum Opening		mm
Ⓓ	Door open clearance	720
Ⓔ	Door open distance from chassis	462

The models shown in this Planning Guide may not be available in all markets and are subject to change at any time. Product specifications may vary from those shown. This Planning Guide should not be used as installation guidance for any product. Further information is required to safely and correctly install the products featured here. Specific installation guidance will be available with the product on delivery and on our website fisherpaykel.com

VENTING

A 50mm vent is required above the refrigerator or around an upper cupboard.



VENTING ABOVE REFRIGERATOR FREEZER

Dimensions	mm
(A) Minimum cavity height	1735
(B) Minimum vent	50

VENTING ABOVE UPPER CUPBOARD

Dimensions	mm
(C) Minimum cavity height	1735
(D) Minimum vent	50
(E) Minimum vent	50

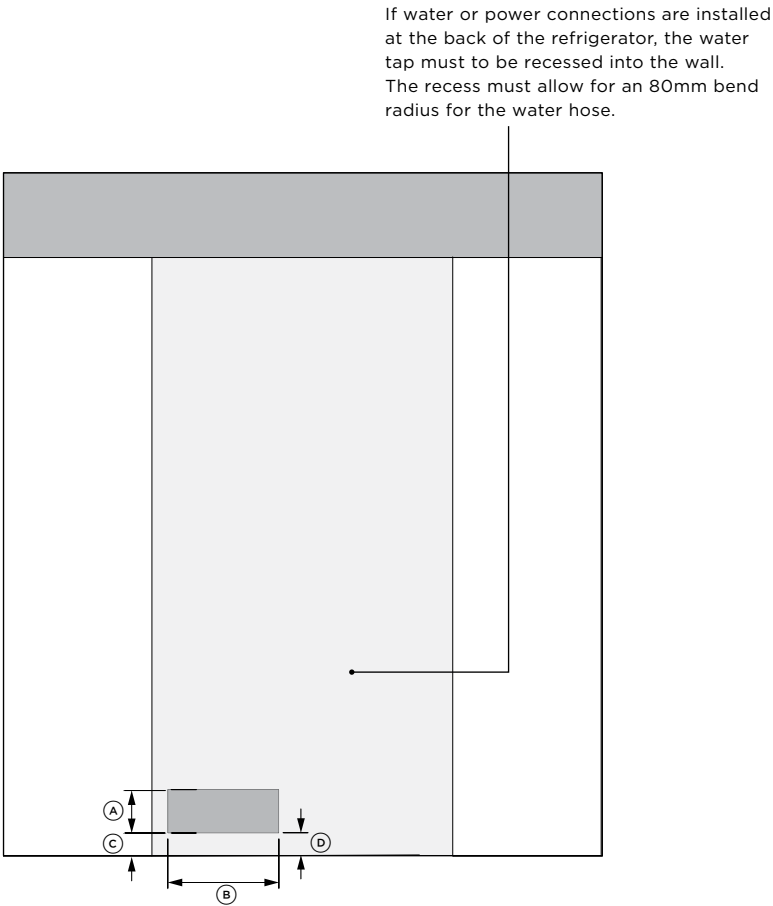
The models shown in this Planning Guide may not be available in all markets and are subject to change at any time. Product specifications may vary from those shown. This Planning Guide should not be used as installation guidance for any product. Further information is required to safely and correctly install the products featured here. Specific installation guidance will be available with the product on delivery and on our website fisherpaykel.com

SERVICE SPECIFICATIONS

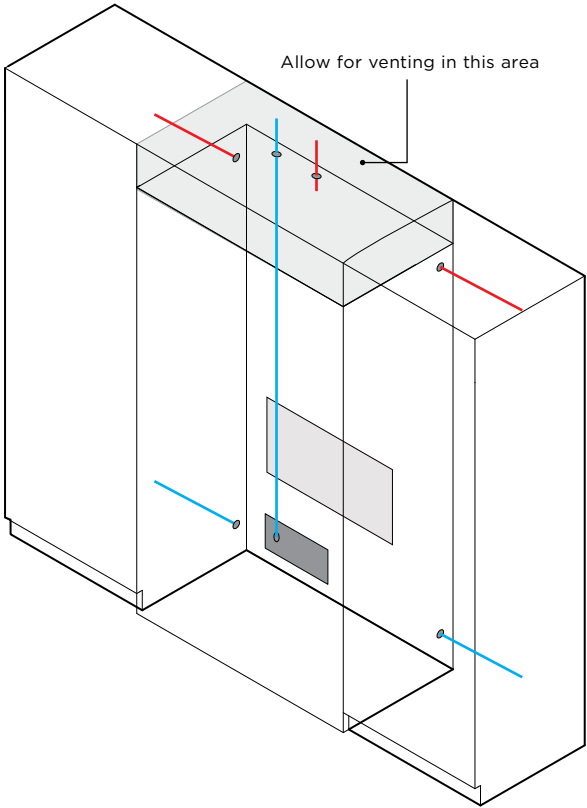
Electrical connection should be located in an adjacent cabinet to either side, or above the refrigerator cavity.

Ensure that the power connection is accessible after installation.

Cavity Dimensions	mm
Ⓐ Height of supply area	130
Ⓑ Width of supply area	270
Ⓒ Supply area - distance from left side of cavity	38
Ⓓ Supply area - distance from floor	60



FRONT VIEW - CAVITY SUPPLY POSITION



ISO VIEW - CAVITY
HOSE & ELECTRICAL ROUTING OPTIONS

The models shown in this Planning Guide may not be available in all markets and are subject to change at any time. Product specifications may vary from those shown. This Planning Guide should not be used as installation guidance for any product. Further information is required to safely and correctly install the products featured here. Specific installation guidance will be available with the product on delivery and on our website fisherpaykel.com

SERVICES

Electrical / Plumbing Specifications

RF505ANUX1, RF505ANUB1 Integrated French Door Refrigerator Freezer

Specifications

Electrical

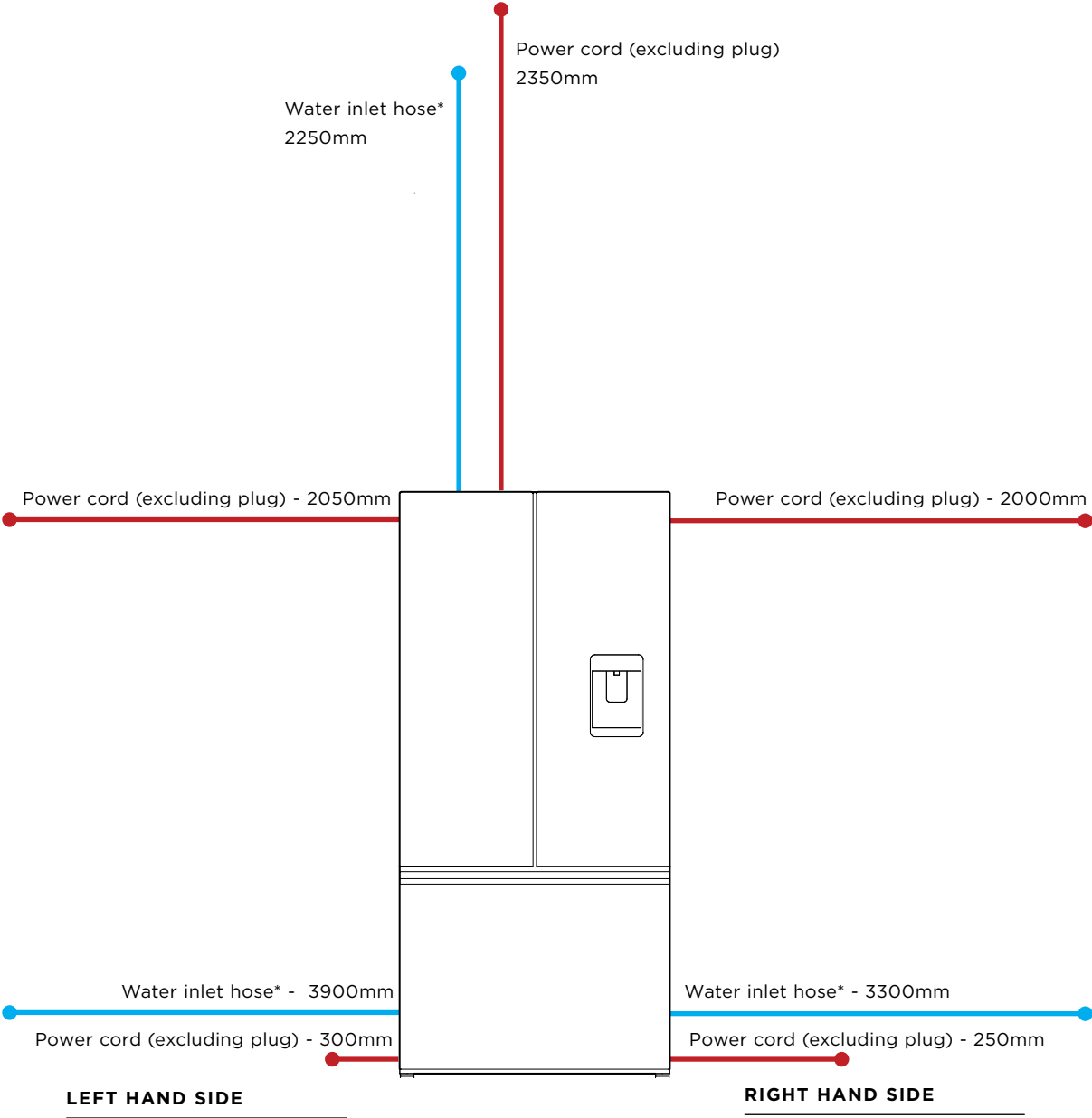
Supply	220V - 240V, 50Hz
Service	10 A circuit

Plumbing

Water Supply	1/4" LLDPE piping
Pressure	Min 150 kPa (22 psi) Max 827 kPa (120 psi) @ 68°F (20°C)

*Water inlet hose dimensions apply to ice and water models only.

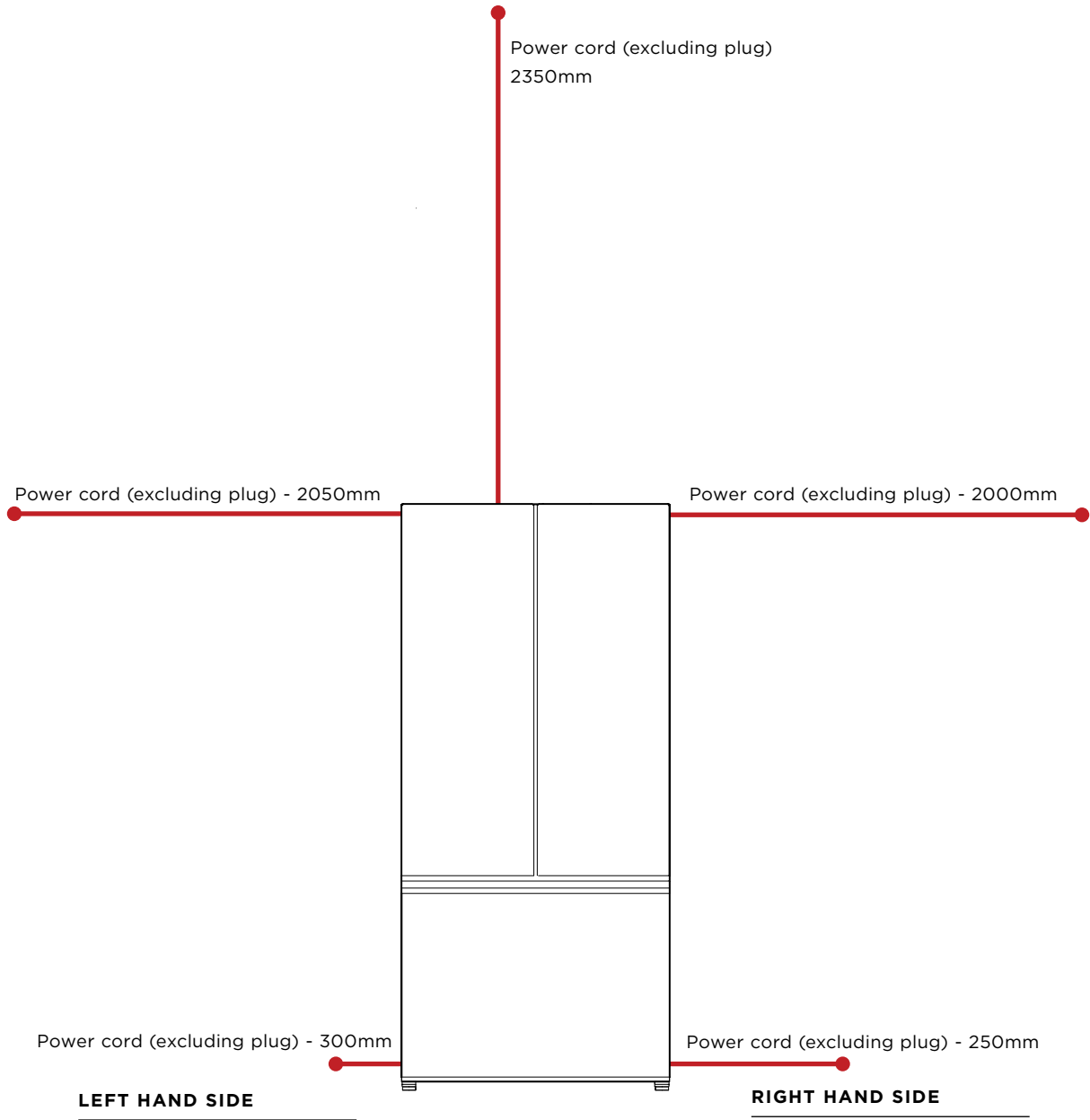
Connections may be located in an adjacent cabinet to either side of the fridge or above the fridge cavity.



The models shown in this Planning Guide may not be available in all markets and are subject to change at any time. Product specifications may vary from those shown. This Planning Guide should not be used as installation guidance for any product. Further information is required to safely and correctly install the products featured here. Specific installation guidance will be available with the product on delivery and on our website fisherpaykel.com

Electrical / Plumbing Specifications	
RF505ANX1	Integrated French Door Refrigerator Freezer
Specifications	
Electrical	
Supply	220V - 240V, 50Hz
Service	10 A circuit

Connections may be located in an adjacent cabinet to either side of the fridge or above the fridge cavity.

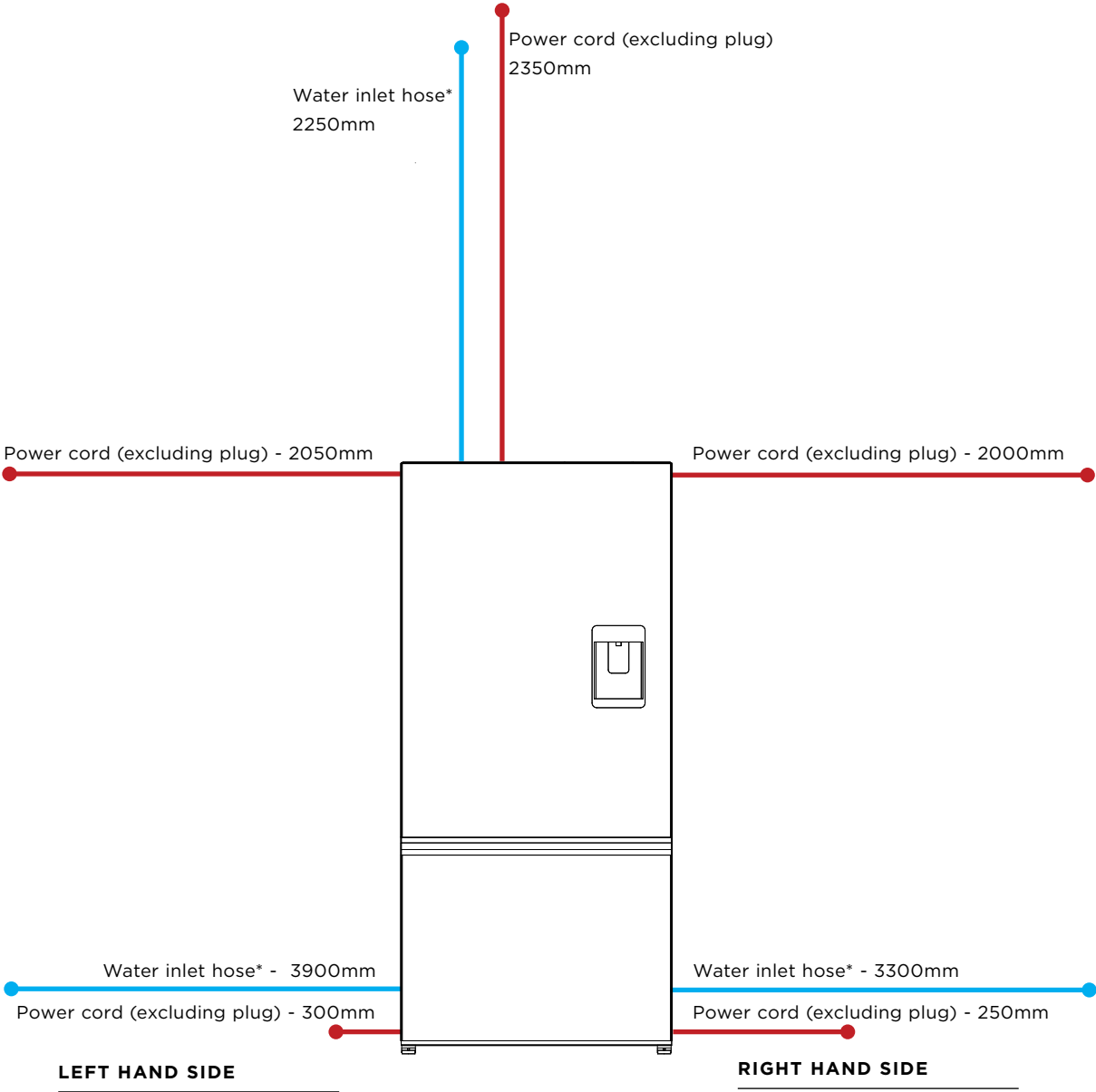


The models shown in this Planning Guide may not be available in all markets and are subject to change at any time. Product specifications may vary from those shown. This Planning Guide should not be used as installation guidance for any product. Further information is required to safely and correctly install the products featured here. Specific installation guidance will be available with the product on delivery and on our website fisherpaykel.com

Electrical / Plumbing Specifications	
RF505BRNUX1	Integrated Refrigerator Freezer
Specifications	
Electrical	
Supply	220V - 240V, 50Hz
Service	10 A circuit
Plumbing	
Water Supply	1/4" LLDPE piping
Pressure	Min 150 kPa (22 psi) Max 827 kPa (120 psi) @ 68°F (20°C)

*Water inlet hose dimensions apply to ice and water models only.

Connections may be located in an adjacent cabinet to either side of the fridge or above the fridge cavity.



The models shown in this Planning Guide may not be available in all markets and are subject to change at any time. Product specifications may vary from those shown. This Planning Guide should not be used as installation guidance for any product. Further information is required to safely and correctly install the products featured here. Specific installation guidance will be available with the product on delivery and on our website fisherpaykel.com

Electrical / Plumbing Specifications

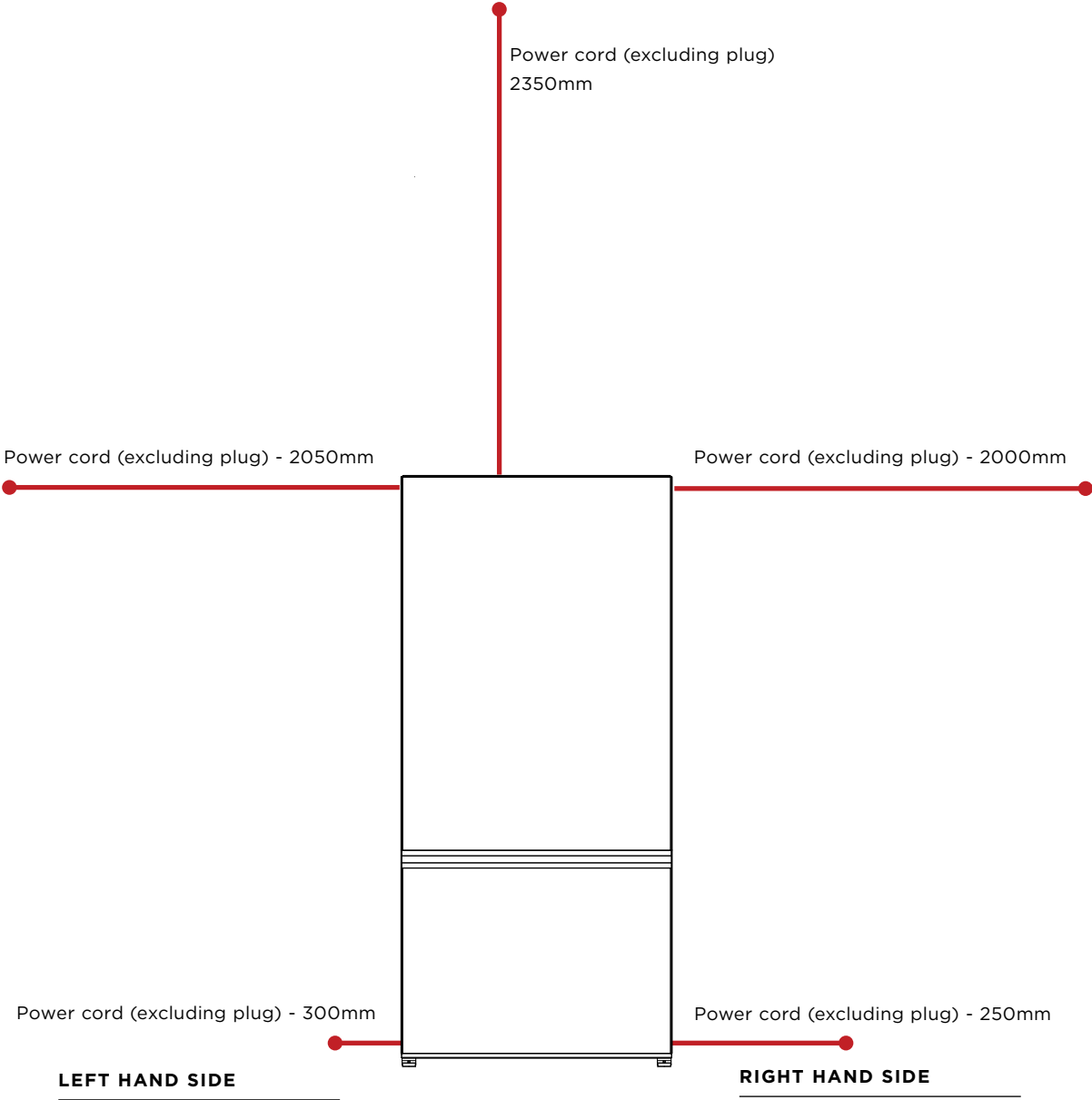
RF505BRNB1, RF505BRNQX1 Integrated Refrigerator Freezer

Specifications

Electrical

Supply	220V - 240V, 50Hz
Service	10 A circuit

Connections may be located in an adjacent cabinet to either side of the fridge or above the fridge cavity.



The models shown in this Planning Guide may not be available in all markets and are subject to change at any time. Product specifications may vary from those shown. This Planning Guide should not be used as installation guidance for any product. Further information is required to safely and correctly install the products featured here. Specific installation guidance will be available with the product on delivery and on our website fisherpaykel.com

