

## 76CM MINIMAL HANDLELESS OVENS AND COMPANIONS

---

# PLANNING GUIDE

---

### **SERIES 9 & 11**

**PYROLYTIC OVEN** | OB76SMPUNB3, OB76SMPUNG3

**PYROLYTIC STEAM ASSIST OVEN** | OB76SMPSUNB3, OB76SMPSUNG3

**COMPACT COMBI-STEAM** | OS76NMUNB3, OS76NMUNG3

**COMPACT COMBI-MICROWAVE** | OM76NMUNB3, OM76NMUNG3

**BUILT-IN COFFEE MAKER** | EB60MSB3, EB60MSG3

**TRIM KIT** | TK7630NMB3, TK7630NMG3

**WARMING DRAWER** | WB76SMB3, WB76SMG3, WB76SDEI3

**FISHER & PAYKEL**

INTRODUCTION

This comprehensive planning guide provides you with the framework and tools to achieve your desired design outcome with Fisher & Paykel appliances. In this guide, you will find a range of conceptual, detailed, and dimensional product information to bring your ideas to life and create spaces that truly reflect your vision.

SUPPORT

For additional design planning and installation support please contact the Fisher & Paykel design support team.  
**[designsupport@fisherpaykel.com](mailto:designsupport@fisherpaykel.com)**

NOTES

The models shown in this Planning Guide may not be available in all markets and are subject to change at any time. Refer to our website [fisherpaykel.com](http://fisherpaykel.com) for the latest document version. Product specifications may vary from those shown. This Planning Guide should not be used as installation guidance for any product. Specific installation guidance will be available with the product on delivery and on our website.

CONCEPT DESIGN	PAGE	DEVELOPED AND DETAILED DESIGN	PAGE	DEVELOPED AND DETAILED DESIGN	PAGE
<b>DESIGN CHOICE</b>					
Styles	4				
Minimal Family	5				
Installation Options	6				
Overview	7				
<b>SPECIFICATION GUIDE</b>					
Pyrolytic Oven	9				
Pyrolytic Steam Assist Oven	10				
Compact Combi-Steam Oven	11				
Compact Combi-Microwave Oven	12				
Built-In Coffee Maker with Trim Kit	13				
Warming Drawer	14				
Integrated Warming Drawer	15				
Dimensions - Ovens	16				
Dimensions - Companions	17				
Services	18				

## DESIGN CHOICE



**MINIMAL STYLE - HANDLELESS**

**MINIMAL STYLE**

**CONTEMPORARY STYLE**

**PROFESSIONAL STYLE**

Celebrating a singular aesthetic to blend seamlessly into the kitchen, Minimal style ovens feature subtle textural and tonal contrasts for a sense of refinement and purity.

Defined by clean lines and timeless design cues, Contemporary style ovens bring a sense of balance and refinement. A versatile aesthetic that complements a range of kitchen styles.

Distinctive and bold, Professional style ovens are the perfect interpretation of the commercial kitchen for the home chef. Experience refined performance with stainless steel construction that is built to last.

This Planning Guide is for the Minimal Handleless style featuring 76cm Ovens and Companions. For information on other styles, please visit the Fisher and Paykel website. To see what models are available, head to the 'Overview' section in this Planning Guide.

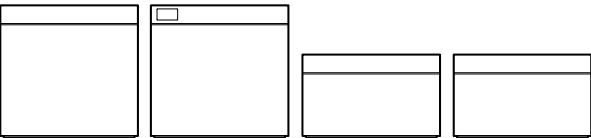
The models shown in this Planning Guide may not be available in all markets and are subject to change at any time. Product specifications may vary from those shown. This Planning Guide should not be used as installation guidance for any product. Further information is required to safely and correctly install the products featured here. Specific installation guidance will be available with the product on delivery and on our website [fisherpaykel.com](https://www.fisherpaykel.com)

FINISH



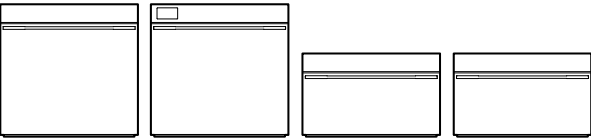
OVENS

PYROLYTIC STEAM ASSIST			
PYROLYTIC	STEAM	MICROWAVE	



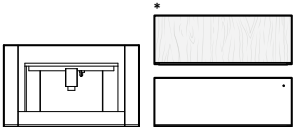
Minimal Handleless Family  
Series 9 and 11

Minimal Handle Family  
Series 9 and 11

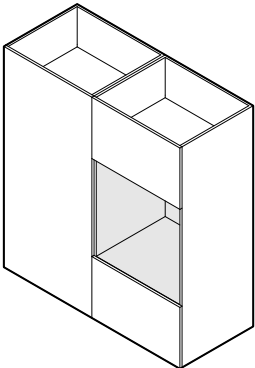


COMPANIONS

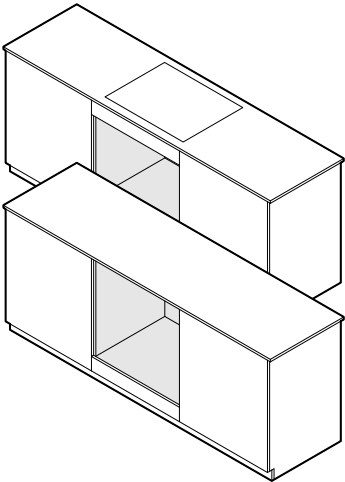
COFFEE MAKER	WARMING DRAWERS
-----------------	--------------------



INSTALLATION OPTIONS



Installation in wall



Installation under-bench

\*Integrated model, panel ready for a custom front panel.

The models shown in this Planning Guide may not be available in all markets and are subject to change at any time. Product specifications may vary from those shown. This Planning Guide should not be used as installation guidance for any product. Further information is required to safely and correctly install the products featured here. Specific installation guidance will be available with the product on delivery and on our website [fisherpaykel.com](https://fisherpaykel.com)

**CONSIDERATIONS**

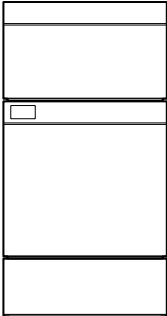
Different configurations possible, consider heights for grid and row installations.

**STACK HEIGHT**

Stack Height is overall product height with minimum clearance above appliance front panel to upper cabinetry front panel or appliance.

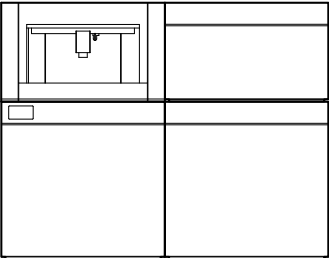
STACKED INSTALLATION

Stack Height  
1462mm

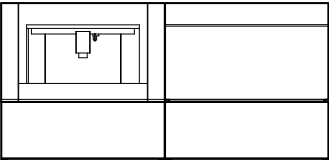


GRID INSTALLATION

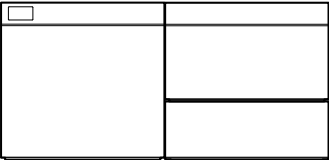
Stack Height  
1191mm



Stack Height  
731mm



Stack Height  
731mm





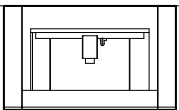

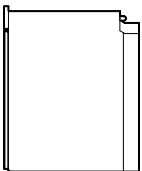
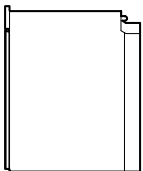
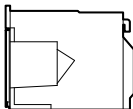

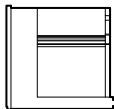


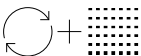
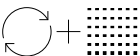
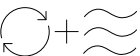
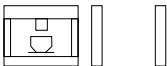



ROW INSTALLATION

Stack Height  
731mm



The models shown in this Planning Guide may not be available in all markets and are subject to change at any time. Product specifications may vary from those shown. This Planning Guide should not be used as installation guidance for any product. Further information is required to safely and correctly install the products featured here. Specific installation guidance will be available with the product on delivery and on our website [fisherpaykel.com](https://fisherpaykel.com)

FRONT ELEVATION						
						
						
	PYROLYTIC OVEN	PYROLYTIC STEAM ASSIST OVEN	COMPACT COMBI-STEAM OVEN	COMPACT COMBI-MICROWAVE OVEN	BUILT-IN COFFEE MAKER WITH TRIM KIT	WARMING DRAWER
Series	Series 9	Series 11	Series 9	Series 9	Series 9	Series 9
Black Models	OB76SMPUNB3	OB76SMPSUNB3	OS76NMUNB3	OM76NMUNB3	EB60MSB3, TK7630NMB3	WB76SMB3
Grey Models	OB76SMPUNG3	OB76SMPSUNG3	OS76NMUNG3	OM76NMUNG3	EB60MSG3, TK7630NMG3	WB76SMG3
Integrated Models	-	-	-	-	-	WB76SDEI3
Interface	6.8" Touchscreen	6.8" Touchscreen	6.8" Touchscreen	6.8" Touchscreen	4.3" Touchscreen	-
Overall Height	729mm	729mm	458mm	458mm	458mm	271mm
Front Panel Thickness	20mm	20mm	20mm	20mm	20mm	20mm

\*Integrated models available.

The models shown in this Planning Guide may not be available in all markets and are subject to change at any time. Product specifications may vary from those shown. This Planning Guide should not be used as installation guidance for any product. Further information is required to safely and correctly install the products featured here. Specific installation guidance will be available with the product on delivery and on our website [fisherpaykel.com](https://fisherpaykel.com)

## SPECIFICATION GUIDE



The models shown in this Planning Guide may not be available in all markets and are subject to change at any time. Product specifications may vary from those shown. This Planning Guide should not be used as installation guidance for any product. Further information is required to safely and correctly install the products featured here. Specific installation guidance will be available with the product on delivery and on our website [fisherpaykel.com](https://fisherpaykel.com)

### OVERVIEW

Designed to complement Minimal style appliances, this handleless oven delivers a clean, uninterrupted finish – ideal for true handleless kitchen designs. Pyrolytic self-cleaning simplifies maintenance, while intuitive temperature and heat type recommendations accessed via the large touch screen and SmartHQ™ support optimal cooking results across a wide range of functions and food types.

### FEATURES

- ① Handleless oven design ensures smooth, uninterrupted lines in kitchen cabinetry for a cohesive look
- ② Self-cleaning pyrolytic function breaks down food residue for an easy clean
- ③ Effortlessly open and close the oven with a gentle press of a button, ensuring convenience and smooth operation in the kitchen
- ④ Generous 130L useable capacity
- ⑤ Large 6.8” touchscreen is intuitive and easy to use
- ⑥ Achieve optimal results with temperature and heat type recommendations
- ⑦ Twin vertical fans, perfect for multi-shelf cooking
- ⑧ Includes a wired temperature sensor for real-time monitoring of cooking temperatures
- ⑨ Connected capability via the SmartHQ™ app gives control & visibility from anywhere at anytime

### PRODUCTS

**OB76SMPUNB3 - Black**  
76cm Series 9 Minimal Handleless Pyrolytic Oven

**OB76SMPUNG3 - Grey**  
76cm Series 9 Minimal Handleless Pyrolytic Oven

### SERIES & STYLE

Series 9  
Minimal

### ACCESSORIES

- ① Pyro-proof Side Ladders
- ② Full Extension Sliding Shelf (x2)
- ③ Air Fry Tray
- ④ Multi-functional Deep Roasting Dish
- ⑤ Wired Temperature Sensor



**OVERVIEW**

Designed to complement Minimal style appliances, this handleless oven offers a sleek, uninterrupted finish – ideal for true handleless kitchen designs. Steam Assist enhances convection cooking, while pyrolytic cleaning simplifies maintenance. Intuitive temperature and heat type recommendations accessed via the large touch screen and SmartHQ™ support optimal cooking results across a wide range of functions and food types.

**PRODUCTS**

**OB76SMPSUNB3 - Black**  
76cm Series 11 Minimal Handleless Pyrolytic Steam Assist Oven

**OB76SMPSUNG3 - Grey**  
76cm Series 11 Minimal Handleless Pyrolytic Steam Assist Oven

**SERIES & STYLE**

Series 9  
Minimal

**ACCESSORIES**

- ① Pyro-proof Side Ladders
- ② Full Extension Sliding Shelf (x2)
- ③ Air Fry Tray
- ④ Multi-functional Deep Roasting Dish
- ⑤ Wired Temperature Sensor
- ⑥ Descale Solution - 2 sachets (Part 580925)

**FEATURES**

- ① Handleless oven design ensures smooth, uninterrupted lines in kitchen cabinetry for a cohesive look
- ② Steam Assist combines convection heat with steam to enhance the cooking process
- ③ Self-cleaning pyrolytic function breaks down food residue for an easy clean
- ④ Effortlessly open and close the oven with a gentle press of a button, ensuring convenience and smooth operation in the kitchen
- ⑤ Generous 130L useable capacity
- ⑥ Large 6.8" touchscreen is intuitive and easy to use
- ⑦ Achieve optimal results with temperature and heat type recommendations
- ⑧ Twin vertical fans, perfect for multi-shelf cooking
- ⑨ Includes a wired temperature sensor for real-time monitoring of cooking temperatures
- ⑩ Connected capability via the SmartHQ™ app gives control & visibility from anywhere at anytime

The models shown in this Planning Guide may not be available in all markets and are subject to change at any time. Product specifications may vary from those shown. This Planning Guide should not be used as installation guidance for any product. Further information is required to safely and correctly install the products featured here. Specific installation guidance will be available with the product on delivery and on our website [fisherpaykel.com](https://fisherpaykel.com)



The models shown in this Planning Guide may not be available in all markets and are subject to change at any time. Product specifications may vary from those shown. This Planning Guide should not be used as installation guidance for any product. Further information is required to safely and correctly install the products featured here. Specific installation guidance will be available with the product on delivery and on our website [fisherpaykel.com](https://fisherpaykel.com)

## OVERVIEW

Designed to complement Minimal style appliances, this handleless Combi-Steam oven offers a sleek, uninterrupted finish – ideal for true handleless kitchen designs. With versatile cooking options including steam or convection heat, plus a Steam Clean function for easy maintenance. Intuitive temperature and heat type recommendations can be accessed via the large touch screen and SmartHQ™, to support optimal cooking results across a wide range of functions and food types.

## PRODUCTS

### OS76NMUNB3 - Black

76cm Series 9 Minimal Handleless Compact Combi-Steam Oven

### OS76NMUNG3 - Grey

76cm Series 9 Minimal Handleless Compact Combi-Steam Oven

## SERIES & STYLE

Series 9

Minimal

## ACCESSORIES

- ① Chrome Side Ladders
- ② Full Extension Sliding Shelf
- ③ Flat Wire Shelf
- ④ Flat Brushed Baking Tray
- ⑤ Roasting Dish
- ⑥ Grill Rack

## FEATURES

- ① Handleless design ensures smooth, uninterrupted lines in kitchen cabinetry for a cohesive look
- ② Versatile cooking options with steam or convection heat for optimal results
- ③ Effortlessly open and close the oven with a gentle press of a button, ensuring convenience and smooth operation in the kitchen
- ④ 45L useable capacity with four shelf positions
- ⑤ Large 6.8" touchscreen is intuitive and easy to use
- ⑥ Achieve optimal results with temperature and heat type recommendations
- ⑦ Moisture control and even heat distribution thanks to ActiveVent™ and AeroTech™ technology
- ⑧ Steam Clean function ensures a spotless oven with minimal effort
- ⑨ Includes a wired temperature sensor for real-time monitoring of cooking temperatures
- ⑩ Connected capability via the SmartHQ™ app gives control & visibility from anywhere at anytime

## ACCESSORIES

- ⑦ Large Perforated Steam Dish
- ⑧ Small Perforated Steam Dish
- ⑨ Large Steam Dish
- ⑩ Wired Temperature Sensor
- ⑪ Descale Solution - 2 sachets (Part 580925)



The models shown in this Planning Guide may not be available in all markets and are subject to change at any time. Product specifications may vary from those shown. This Planning Guide should not be used as installation guidance for any product. Further information is required to safely and correctly install the products featured here. Specific installation guidance will be available with the product on delivery and on our website [fisherpaykel.com](https://fisherpaykel.com)

### OVERVIEW

Designed to complement Minimal style appliances, this handleless Combi-Microwave oven offers a sleek, uninterrupted finish – ideal for true handleless kitchen designs. With versatile cooking options including microwave or convection for efficient heating across a variety of dishes. Intuitive temperature and heat type recommendations can be accessed via the large touch screen and SmartHQ™, to support optimal cooking results across a wide range of functions and food types.

### PRODUCTS

#### OM76NMUNB3 - Black

76cm Series 9 Minimal Handleless Compact Combi-Microwave Oven

#### OM76NMUNG3 - Grey

76cm Series 9 Minimal Handleless Compact Combi-Microwave Oven

### SERIES & STYLE

Series 9  
Minimal

### FEATURES

- ① Handleless design ensures smooth, uninterrupted lines in kitchen cabinetry for a cohesive look
- ② Combines fast microwave cooking with even convection heat for versatile, efficient heating across a variety of dishes
- ③ With soft open and close, the CoolTouch door is safe to touch from the outside - protecting hands and surrounding cabinetry
- ④ Generous 38L useable capacity with four shelf positions
- ⑤ Large 6.8" touchscreen is intuitive and easy to use
- ⑥ Achieve optimal results with temperature and heat type recommendations
- ⑦ Includes a wired temperature sensor for real-time monitoring of cooking temperatures
- ⑧ Connected capability via the SmartHQ™ app gives control & visibility from anywhere at anytime

### ACCESSORIES

- ① Chrome Side Ladders
- ② Wire Shelf
- ③ Step Down Wire Shelf
- ④ Grill Rack
- ⑤ Glass Tray
- ⑥ Wired Temperature Sensor



Built-In Coffee Maker EB60MSB3 with Trim Kit TK7630NMB3



Built-In Coffee Maker EB60MSG3 with Trim Kit TK7630NMG3

**OVERVIEW**

Designed to complement Minimal style appliances, this Coffee Maker delivers a seamless, flush finish – ideal for modern kitchen designs. It remembers your favourite brews over time, offering personalized coffee at the touch of a button. With precise grinding, creamy milk frothing, and effortless self-cleaning, it brings barista-quality coffee home.

**PRODUCTS**

**EB60MSB3 - Black**  
60cm Series 9 Minimal Built-in Coffee Maker

**TK7630NMB3 - Black**  
76cm Series 9 Minimal Trim Kit

**EB60MSG3 - Grey**  
60cm Series 9 Minimal Built-in Coffee Maker

**TK7630NMG3 - Grey**  
76cm Series 9 Minimal Trim Kit

Note: Trim Kit purchased separately.


**SERIES & STYLE**

Series 9  
Minimal

**FEATURES**

- ① Minimal style is designed to fit flush with cabinetry. Matches our Minimal style family of appliances
- ② Intuitive touch display brews a perfect cup of coffee at the touch of a button
- ③ Programmable timer turns on the Coffee Maker at the ideal time each day
- ④ Personalised coffee and smart self-learning menu preferences with 13 functions to suit any taste
- ⑤ Allows you to prepare hot milk or creamy froth in seconds
- ⑥ Stainless steel conical burr grinder with 13 coarseness positions
- ⑦ 15 bar pump pressure
- ⑧ Self-cleaning function and easy-to-empty coffee grounds container and drip tray
- ⑨ 2.4L water tank capacity

The models shown in this Planning Guide may not be available in all markets and are subject to change at any time. Product specifications may vary from those shown. This Planning Guide should not be used as installation guidance for any product. Further information is required to safely and correctly install the products featured here. Specific installation guidance will be available with the product on delivery and on our website [fisherpaykel.com](https://fisherpaykel.com)



**OVERVIEW**

Designed to complement Minimal style appliances, this Warming Drawer delivers a seamless, flush finish – ideal for modern kitchen designs. Featuring a push-to-open mechanism, intuitive touch controls, and a smooth glass base for easy cleaning. With six tailored programmes and space for 16 place settings, it keeps meals ready to serve.

**PRODUCTS**

**WB76SMB3 - Black**  
76cm Series 9 Minimal Warming Drawer

**WB76SMG3 - Grey**  
76cm Series 9 Minimal Warming Drawer

**SERIES & STYLE**

Series 9  
Minimal

**FEATURES**

- ① Minimal style is designed to fit flush with cabinetry. Matches our Minimal style family of appliances
- ② Push-to-open drawer, designed for added convenience
- ③ Simple and intuitive touch controls for effortless operation
- ④ Easy-to-clean glass base
- ⑤ Automatic switch-off and delayed start functionality to help keep dishes warm until it is time to serve
- ⑥ Room for 16 standard-sized place settings
- ⑦ Six tailored programmes for Warming, Proofing, Dehydrating, and Slow Cooking offer convenience and flexibility


**ACCESSORIES**

- ① Accessory rack for optimising space

The models shown in this Planning Guide may not be available in all markets and are subject to change at any time. Product specifications may vary from those shown. This Planning Guide should not be used as installation guidance for any product. Further information is required to safely and correctly install the products featured here. Specific installation guidance will be available with the product on delivery and on our website [fisherpaykel.com](https://fisherpaykel.com)



Integrated Warming Drawer WB76SDEI3 with Compact Combi-Steam Oven OS76NMUNB3



Integrated Warming Drawer WB76SDEI3

**OVERVIEW**

Panel ready design allows for seamless integration and customisation of this Warming Drawer with kitchen cabinetry for a cohesive kitchen look. Featuring a push-to-open mechanism, intuitive touch controls, and a smooth glass base for easy cleaning. With six tailored programmes and space for 16 place settings, it keeps meals ready to serve.

**PRODUCTS**

**WB76SDEI3\***  
76cm Series 9 Integrated Warming Drawer

\*Panel ready.

**SERIES & STYLE**

Series 9  
Integrated

**FEATURES**

- ① Panel ready design allows for seamless integration and customisation with kitchen cabinetry for a cohesive kitchen look
- ② Push-to-open drawer, designed for added convenience
- ③ Simple and intuitive touch controls for effortless operation
- ④ Automatic switch-off and delayed start functionality to help keep dishes warm until it is time to serve
- ⑤ Room for 16 standard-sized place settings
- ⑥ Six tailored programmes for Warming, Proofing, Dehydrating, and Slow Cooking offer convenience and flexibility

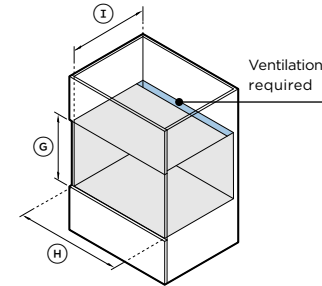
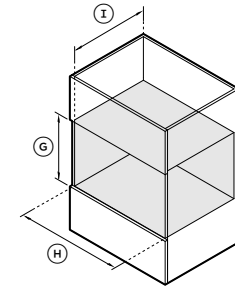
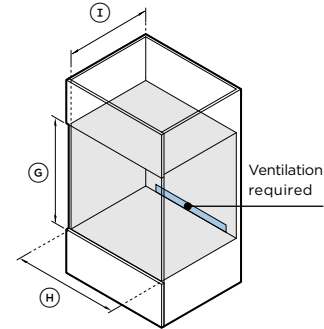
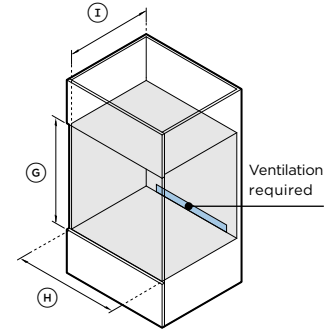
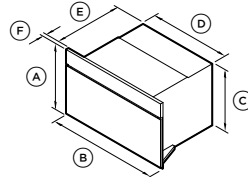
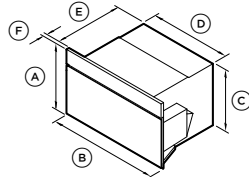
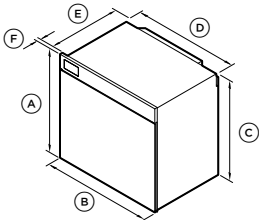
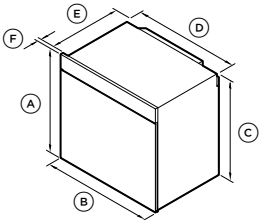
**ACCESSORIES**

- ① Accessory rack for optimising space

The models shown in this Planning Guide may not be available in all markets and are subject to change at any time. Product specifications may vary from those shown. This Planning Guide should not be used as installation guidance for any product. Further information is required to safely and correctly install the products featured here. Specific installation guidance will be available with the product on delivery and on our website [fisherpaykel.com](https://fisherpaykel.com)

PRODUCT DIMENSIONS

CAVITY DIMENSIONS



PYROLYTIC OVEN	
OB76SMPUNB3, OB76SMPUNG3	
PRODUCT DIMENSIONS	mm
A Overall height	729
B Overall width	758
C Chassis height	708
D Chassis width	720
E Chassis depth	575
F Control panel thickness	20
Depth with door fully open*	594
*Measured from front of control panel.	
CAVITY DIMENSIONS	mm
G Minimum inside height of cavity	712
H Minimum inside width of cavity	724
I Minimum inside depth of cavity*	597**
Recommended cabinet height	731
Recommended cabinet width	762
*Measured from front of chassis. **Requires ventilation at the rear of the cavity.	

PYROLYTIC STEAM ASSIST OVEN	
OB76SMPUNB3, OB76SMPUNG3	
PRODUCT DIMENSIONS	mm
A Overall height	729
B Overall width	758
C Chassis height	708
D Chassis width	720
E Chassis depth	575
F Control panel thickness	20
Depth with door fully open*	594
*Measured from front of control panel.	
CAVITY DIMENSIONS	mm
G Minimum inside height of cavity	712
H Minimum inside width of cavity	724
I Minimum inside depth of cavity*	597**
Recommended cabinet height	731
Recommended cabinet width	762
*Measured from front of chassis. **Requires ventilation at the rear of the cavity.	

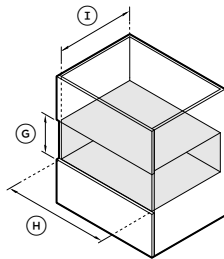
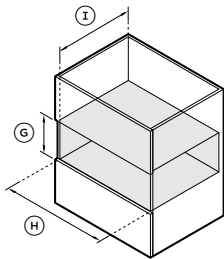
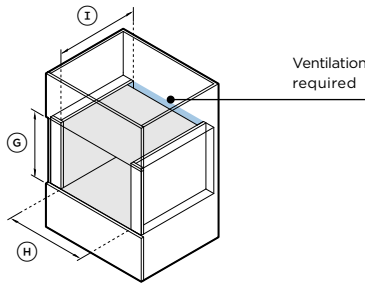
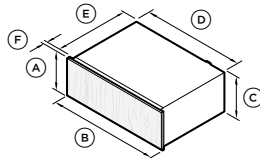
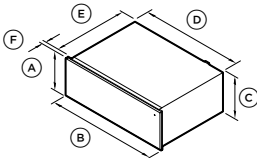
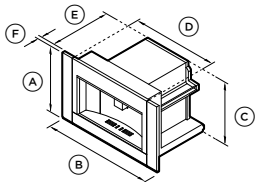
COMPACT COMBI-STEAM OVEN	
OS76NMUNB3, OS76NMUNG3	
PRODUCT DIMENSIONS	mm
A Overall height	458
B Overall width	758
C Chassis height	435
D Chassis width	720
E Chassis depth	545
F Control panel thickness	20
Depth with door fully open*	320
*Measured from front of control panel.	
CAVITY DIMENSIONS	mm
G Minimum inside height of cavity	440
H Minimum inside width of cavity	724
I Minimum inside depth of cavity*	550
Recommended cabinet height	460
Recommended cabinet width	762
*Measured from front of chassis. **Requires ventilation at the rear of the cavity.	

COMPACT COMBI-MICROWAVE OVEN	
OM76NMUNB3, OM76NMUNG3	
PRODUCT DIMENSIONS	mm
A Overall height	458
B Overall width	758
C Chassis height	435
D Chassis width	720
E Chassis depth	545
F Control panel thickness	20
Depth with door fully open*	320
*Measured from front of control panel.	
CAVITY DIMENSIONS	mm
G Minimum inside height of cavity	440
H Minimum inside width of cavity	724
I Minimum inside depth of cavity*	550**
Recommended cabinet height	460
Recommended cabinet width	762
*Measured from front of chassis. **Requires ventilation at the rear of the cavity.	

The models shown in this Planning Guide may not be available in all markets and are subject to change at any time. Product specifications may vary from those shown. This Planning Guide should not be used as installation guidance for any product. Further information is required to safely and correctly install the products featured here. Specific installation guidance will be available with the product on delivery and on our website fisherpaykel.com

PRODUCT DIMENSIONS

CAVITY DIMENSIONS



PRODUCT DIMENSIONS	
A	Overall height
B	Overall width
C	Chassis height
D	Chassis width
E	Chassis depth
F	Control panel/front panel thickness
	Front panel height
	Front panel width

\*Measurements with trim kit. \*\*Including power plug. \*\*\*A clearance of 2mm between the cabinet and the custom panel is required for the push-to-open mechanism (spacer included). Maximum custom panel weight 5kg.

CAVITY DIMENSIONS	
G	Minimum inside height of cavity
H	Minimum inside width of cavity
I	Minimum inside depth of cavity**
	Recommended cabinet height
	Recommended cabinet width

\*Cabinetry requires additional vertical sidewalls to secure the product. \*\*Measured from front of chassis. \*\*\*Requires ventilation at the rear of the cavity.  
Note: Drawers can fully support 76cm Fisher & Paykel oven, without adding shelf in between.

BUILT-IN COFFEE MAKER WITH TRIM KIT EB60MSB3, EB60MSG3, TK7630NMB3, TK7630NMG3	
	mm
	458*
	758*
	445
	560
	460
	20*
	-
	-

	mm
	450
	560*
	545***
	460
	762

WARMING DRAWER WB30SMB3, WB30SMG3	
	mm
	271
	758
	271
	704
	547**
	20
	267
	758

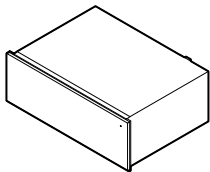
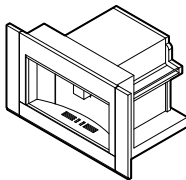
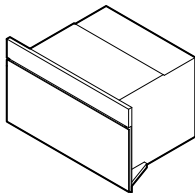
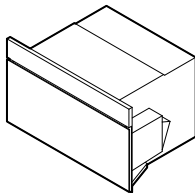
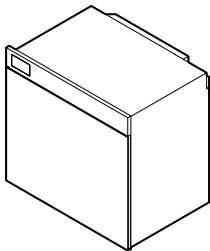
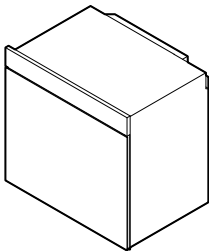
	mm
	273
	724
	580
	273
	762

INTEGRATED WARMING DRAWER WB30SDEI3	
	mm
	271
	758
	271
	704
	547**
	min 16***
	267
	758

	mm
	273
	724
	580
	273
	762

The models shown in this Planning Guide may not be available in all markets and are subject to change at any time. Product specifications may vary from those shown. This Planning Guide should not be used as installation guidance for any product. Further information is required to safely and correctly install the products featured here. Specific installation guidance will be available with the product on delivery and on our website [fisherpaykel.com](https://www.fisherpaykel.com)

ISOMETRIC VIEW



	PYROLYTIC OVEN OB76SMPUNB3, OB76SMPUNG3	PYROLYTIC STEAM ASSIST OVEN OB76SMPSUNB3, OB76SMPSUNG3	COMPACT COMBI-STEAM OVEN OS76NMUNB3, OS76NMUNG3	COMPACT COMBI-MICROWAVE OVEN OM76NMUNB3, OM76NMUNG3	BUILT-IN COFFEE MAKER WITH TRIM KIT EB60MSB3, EB60MSG3, TK7630NMB3, TK7630NMG3	WARMING DRAWER WB76SMB3, WB76SMG3, WB76SDEI3
PRODUCT REQUIREMENTS						
Supply	220-240 V, 50 Hz	220-240 V, 50 Hz	220-240 V, 50 Hz	220-240 V, 50 Hz	220-240 V, 50 Hz	220-240 V, 50 Hz
Service	20 A	20 A	20 A	20 A	10 A	10 A
Connection	Hard wired Minimum 1500mm*	Hard wired Minimum 1500mm*	Hard wired Minimum 1500mm*	Hard wired Minimum 1500mm*	Plug with flex cord 1700mm	Plug with flex cord 1800mm
CAPACITY						
Total Oven capacity	137L	137L	55L	49L	-	-
Total water tank capacity	-	0.67L	1.4L	-	2.4L	-

\*The electrician provides sufficient free length of power supply cable to reach from the bottom rear of the cavity to at least 1.5m in front of the bottom edge of the opening.  
Note: All Coffee Makers and Steam Ovens have internal water tanks which need to be filled manually. No external water supply is required.

