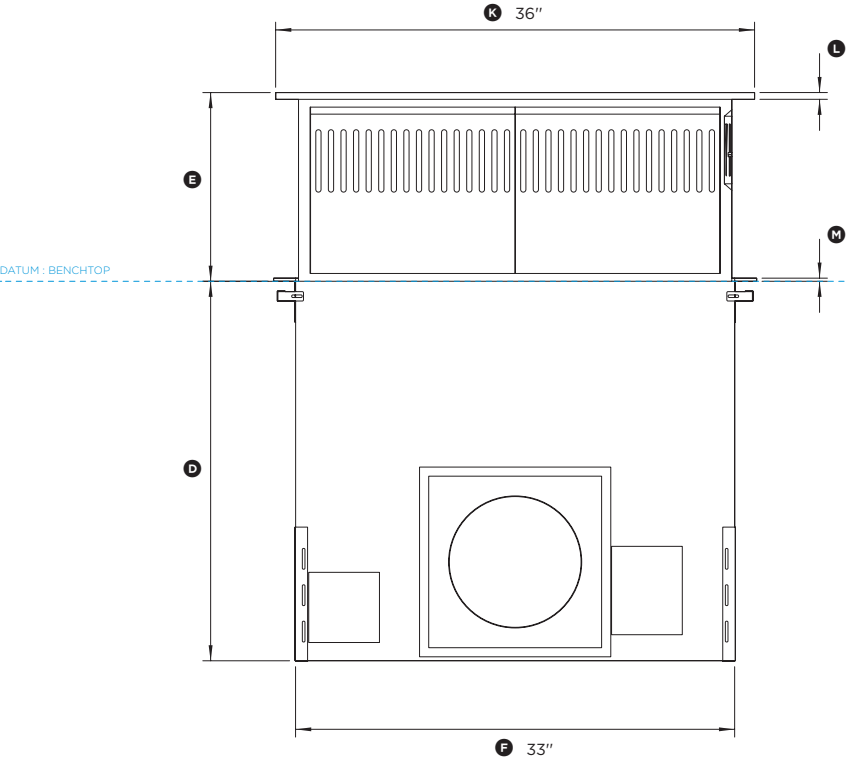
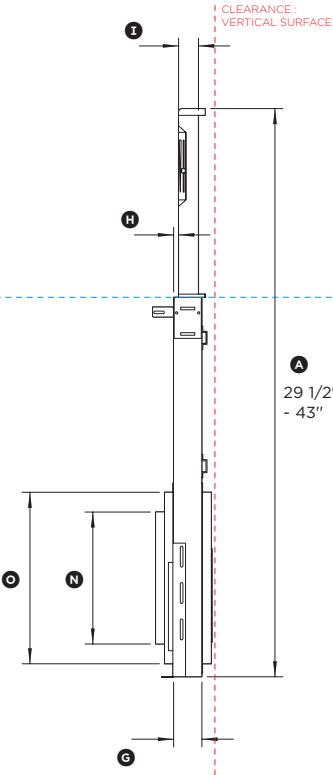
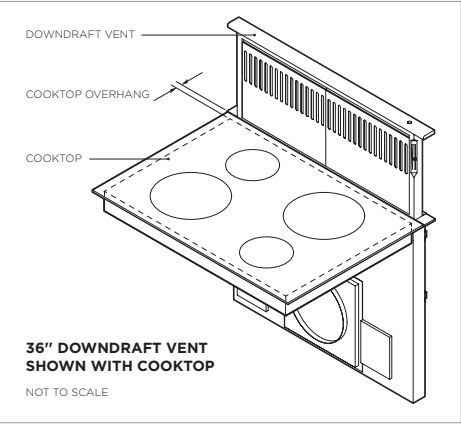
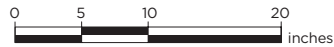


PLAN VIEW



FRONT VIEW



PROFILE VIEW

36 inch Downdraft Vent System

Model no:

HD36

(refer page 2 for metric measurements)

Dimensions	in
Ⓐ Overall height of Downdraft (excluding mounting brackets)	29 1/2" - 43"
Ⓑ Overall width of Downdraft	36 5/16"
Ⓒ Overall depth of Downdraft (excluding mounting brackets)	4 1/4"
Ⓓ Height of chassis below benchtop (excluding mounting brackets)	28 3/4"
Ⓔ Height above benchtop	3/4" - 14 5/16"
Ⓕ Width of chassis	33"
Ⓖ Depth of chassis	2 1/8"
Ⓗ Depth of ledge for cooktop overhang	3/8"
Ⓘ Depth of projecting vent body	1 1/2"
Ⓛ Depth of top trim	2"
Ⓚ Width of top trim	36"
Ⓜ Height of top trim	1/2"
Ⓝ Height of end cap	1/4"
Ⓢ Diameter of remote blower connection plate outlet	10"
Ⓣ Height and width of blower connection plate box	13"

Cutout Dimensions	in
Width of cutout	33 1/2"
Depth of cutout from rear of cooktop overhang*	1 13/16"

* Please refer to cooktop installation manual for cooktop dimensions and cutout specifications.

Minimum Clearances	in
Minimum clearance to rear of cabinet or wall from cutout	min 1"

NOTE: Downdrafts require either an internal or external blower. Please refer to installation instructions for the blower options and their dimensions.

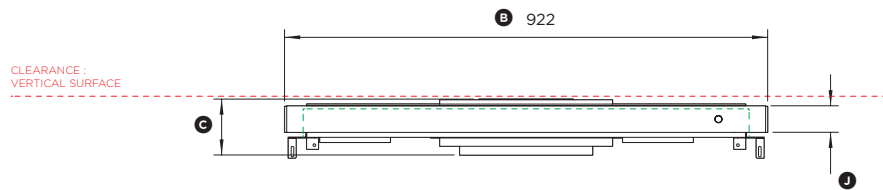
INDICATES CUTOUT -----
INDICATES CABINETRY DATUM -----
INDICATES CLEARANCES -----

DATE: 22.09.2016

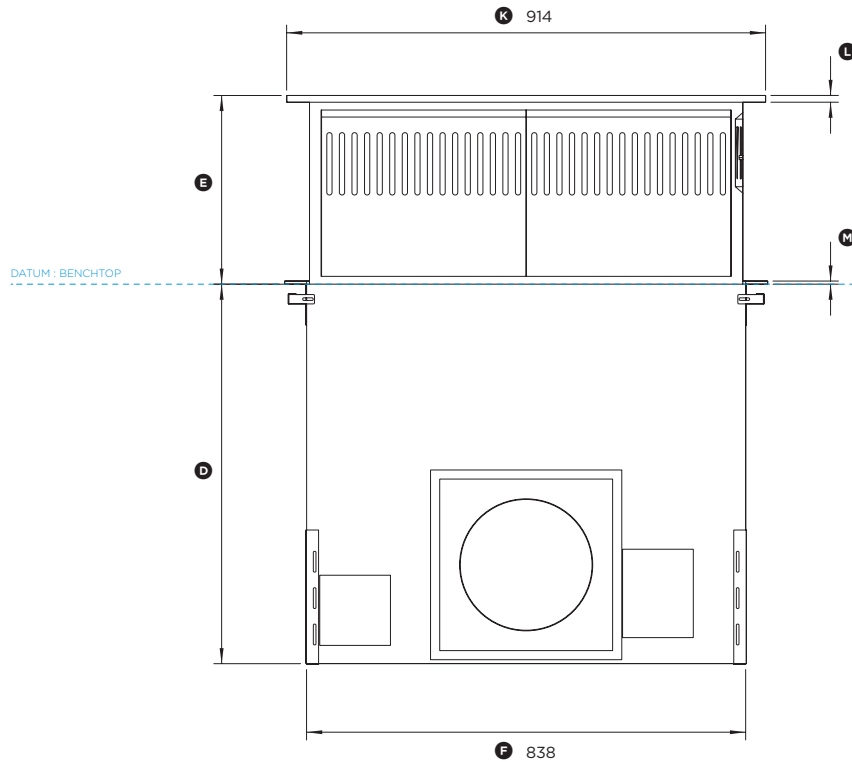
IMPORTANT NOTE: Throughout this guide, dimensions may vary by ±2mm (1/16"). Please read the installation manual for detailed information on installing the product. For full installation instructions & specifications visit dcsappliances.com



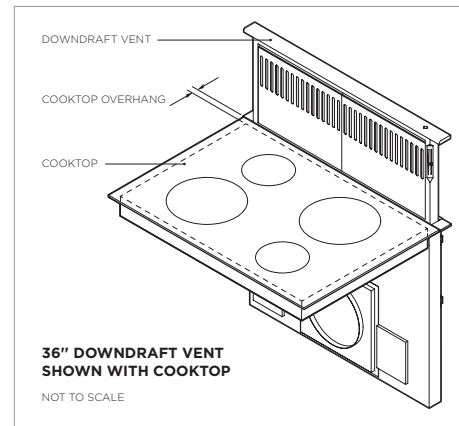
Data Sheet



PLAN VIEW

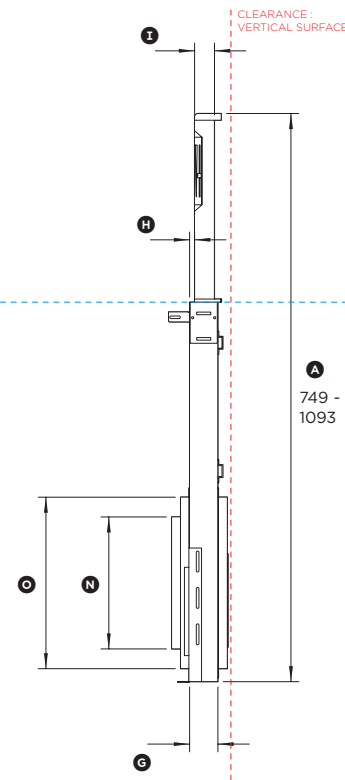


FRONT VIEW



36" DOWNDRAFT VENT
SHOWN WITH COOKTOP

NOT TO SCALE



PROFILE VIEW

36" Downdraft Vent System

Model no:

HD36

(refer page 1 for imperial measurements)

Dimensions	mm
Ⓐ Overall height of Downdraft (excluding mounting brackets)	749 - 1093
Ⓑ Overall width of Downdraft	922
Ⓒ Overall depth of Downdraft (excluding mounting brackets)	108
Ⓓ Height of chassis below benchtop (excluding mounting brackets)	730
Ⓔ Height above benchtop	19 - 363
Ⓕ Width of chassis	838
Ⓖ Depth of chassis	54
Ⓗ Depth of ledge for cooktop overhang	9.5
Ⓘ Depth of projecting vent body	38
Ⓢ Depth of top trim	51
Ⓣ Width of top trim	914
Ⓛ Height of top trim	13
Ⓜ Height of end cap	6
Ⓝ Diameter of remote blower connection plate outlet	254
Ⓟ Height and width of blower connection plate box	330

Cutout Dimensions	mm
Width of cutout	851
Depth of cutout from rear of cooktop overhang*	46

* Please refer to cooktop installation manual for cooktop dimensions and cutout specifications.

Minimum Clearances	mm
Minimum clearance to rear of cabinet or wall from cutout	min 25

NOTE: Downdrafts require either an internal or external blower. Please refer to installation instructions for the blower options and their dimensions.

INDICATES CUTOUT -----
INDICATES CABINETRY DATUM -----
INDICATES CLEARANCES -----

DATE: 22.09.2016

IMPORTANT NOTE: Throughout this guide, dimensions may vary by $\pm 2\text{mm}$ ($3/32"$). Please read the installation manual for detailed information on installing the product. For full installation instructions & specifications visit dcsappliances.com

