

## 30" MINIMAL HANDLELESS OVENS AND COMPANIONS

---

# PLANNING GUIDE

---

### **SERIES 9 & 11**

**SELF-CLEANING OVEN** | OB30SMPUNB3, OB30SMPUNG3

**SELF-CLEANING STEAM ASSIST OVEN** | OB30SMPSUNB3, OB30SMPSUNG3

**COMBI-STEAM** | OS30SMUNB3, OS30SMUNG3

**COMPACT COMBI-STEAM** | OS30NMUNB3, OS30NMUNG3

**COMPACT CONVECTION-SPEED** | OM30NMUNB3, OM30NMUNG3

**BUILT-IN COFFEE MAKER** | EB30MSB3

**WARMING DRAWER** | WB30SMB3, WB30SMG3, WB30SDEI3

**VACUUM DRAWER** | VB30SMB3, VB30SMG3, VB30SDEI3

**FISHER & PAYKEL**

INTRODUCTION

This comprehensive planning guide provides you with the framework and tools to achieve your desired design outcome with Fisher & Paykel appliances. In this guide, you will find a range of conceptual, detailed, and dimensional product information to bring your ideas to life and create spaces that truly reflect your vision.

SUPPORT

For additional design planning and installation support please contact the Fisher & Paykel design support team.  
**[designsupport@fisherpaykel.com](mailto:designsupport@fisherpaykel.com)**

NOTES

The models shown in this Planning Guide may not be available in all markets and are subject to change at any time. Refer to our website [fisherpaykel.com](http://fisherpaykel.com) for the latest document version. Product specifications may vary from those shown. This Planning Guide should not be used as installation guidance for any product. Specific installation guidance will be available with the product on delivery and on our website.

CONCEPT DESIGN	PAGE	DEVELOPED AND DETAILED DESIGN	PAGE	DEVELOPED AND DETAILED DESIGN	PAGE
<b>DESIGN CHOICE</b>					
Styles	4				
Minimal Family	5				
Installation Options	6				
Overview	7				
<b>SPECIFICATION GUIDE</b>					
Self-Cleaning Oven	9				
Self-Cleaning Steam Assist Oven	10				
Combi-Steam Oven	11				
Compact Combi-Steam Oven	12				
Built-In Coffee Maker	13				
Warming Drawer	14				
Integrated Warming Drawer	15				
Vacuum Seal Drawer	16				
Integrated Vacuum Seal Drawer	17				
Dimensions - Ovens	18				
Dimensions - Compact Ovens & Built-In Coffee Maker	19				
Dimensions - Drawers	20				
Services	21				

## DESIGN CHOICE



**MINIMAL STYLE - HANDLELESS**

**MINIMAL STYLE**

**CONTEMPORARY STYLE**

**PROFESSIONAL STYLE**

Celebrating a singular aesthetic to blend seamlessly into the kitchen, Minimal style ovens feature subtle textural and tonal contrasts for a sense of refinement and purity.

Defined by clean lines and timeless design cues, Contemporary style ovens bring a sense of balance and refinement. A versatile aesthetic that complements a range of kitchen styles.

Distinctive and bold, Professional style ovens are the perfect interpretation of the commercial kitchen for the home chef. Experience refined performance with stainless steel construction that is built to last.

This Planning Guide is for the Minimal Handleless Style 30" Ovens and Companions. For information on other styles, please visit the Fisher and Paykel website. To see what models are available, head to the 'Overview' section in this Planning Guide.


The models shown in this Planning Guide may not be available in all markets and are subject to change at any time. Product specifications may vary from those shown. This Planning Guide should not be used as installation guidance for any product. Further information is required to safely and correctly install the products featured here. Specific installation guidance will be available with the product on delivery and on our website [fisherpaykel.com](https://www.fisherpaykel.com)

FINISH




OVENS

SELF- CLEANING	SELF- CLEANING STEAM ASSIST	STEAM		
			SPEED	



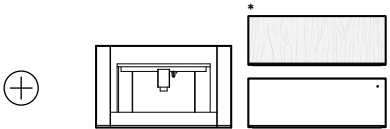
Minimal Handleless Family  
Series 9 and 11

Minimal Handle Family  
Series 9 and 11

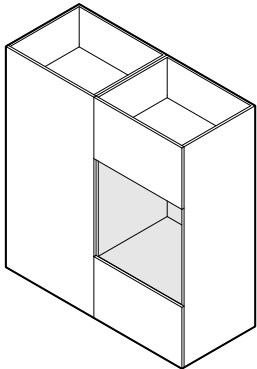


COMPANIONS

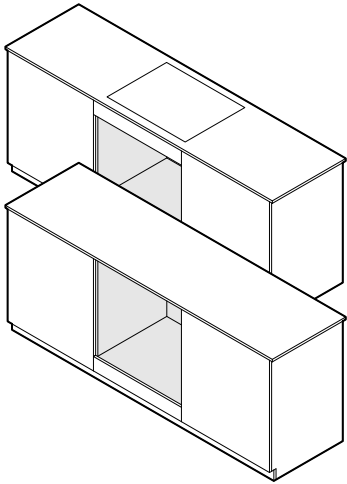
COFFEE MAKER	WARMING DRAWERS VACUUM SEAL DRAWERS
-----------------	--



INSTALLATION OPTIONS



Installation in wall



Installation under-bench

\*Integrated model, panel ready for a custom front panel.

The models shown in this Planning Guide may not be available in all markets and are subject to change at any time. Product specifications may vary from those shown. This Planning Guide should not be used as installation guidance for any product. Further information is required to safely and correctly install the products featured here. Specific installation guidance will be available with the product on delivery and on our website [fisherpaykel.com](https://fisherpaykel.com)

CONSIDERATIONS


Different configurations possible, consider heights for grid and row installations.

STACK HEIGHT

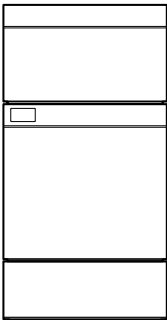
Stack Height is overall product height with minimum clearance above appliance front panel to upper cabinetry front panel or appliance.

STACKED INSTALLATION

Stack Height  
52 3/8" (1331mm)

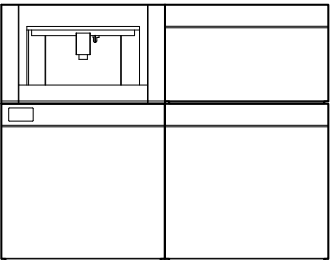


Stack Height  
57 9/16" (1462mm)

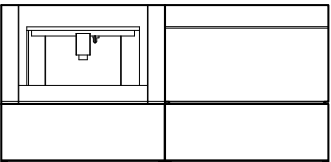


GRID INSTALLATION

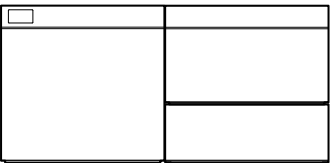
Stack Height  
46 7/8" (1191mm)



Stack Height  
28 3/4" (731mm)




Stack Height  
28 3/4" (731mm)

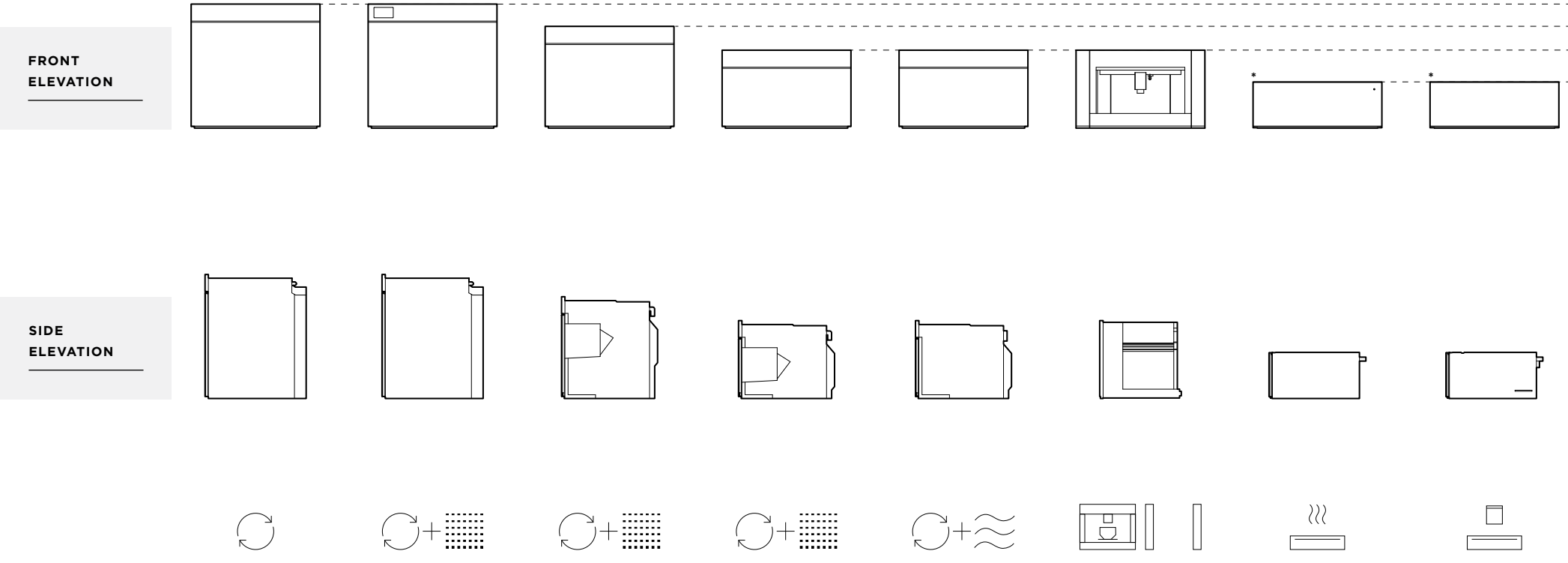


ROW INSTALLATION

Stack Height  
28 3/4" (731mm)



The models shown in this Planning Guide may not be available in all markets and are subject to change at any time. Product specifications may vary from those shown. This Planning Guide should not be used as installation guidance for any product. Further information is required to safely and correctly install the products featured here. Specific installation guidance will be available with the product on delivery and on our website [fisherpaykel.com](https://fisherpaykel.com)



	SELF-CLEANING OVEN	SELF-CLEANING STEAM ASSIST OVEN	COMBI-STEAM OVEN	COMPACT COMBI-STEAM OVEN	COMPACT CONVECTION-SPEED OVEN	BUILT-IN COFFEE MAKER	WARMING DRAWER	VACUUM SEAL DRAWER
Series	Series 9	Series 11	Series 11	Series 9	Series 9	Series 9	Series 9	Series 9
Black Models	OB30SMPUNB3	OB30SMPSUNB3	OS30SMUNB3	OS30NMUNB3	OM30NMUNB3	EB30MSB3	WB30SMB3	VB30SMB3
Grey Models	OB30SMPUNG3	OB30SMPSUNG3	OS30SMUNG3	OS30NMUNG3	OM30NMUNG3	-	WB30SMG3	VB30SMG3
Integrated Models	-	-	-	-	-	-	WB30SDEI3	VB30SDEI3
Interface	6.8" Touchscreen	6.8" Touchscreen	6.8" Touchscreen	6.8" Touchscreen	6.8" Touchscreen	4.3" Touchscreen	-	-
Overall Height	28 11/16" (729mm)	28 11/16" (729mm)	23 9/16" (598mm)	18" (458mm)	18" (458mm)	18" (458mm)	10 11/16" (271mm)	10 11/16" (271mm)
Front Panel Thickness	13/16" (20mm)	13/16" (20mm)	13/16" (20mm)	13/16" (20mm)	13/16" (20mm)	13/16" (20mm)	13/16" (20mm)	13/16" (20mm)

\*Integrated models available.

The models shown in this Planning Guide may not be available in all markets and are subject to change at any time. Product specifications may vary from those shown. This Planning Guide should not be used as installation guidance for any product. Further information is required to safely and correctly install the products featured here. Specific installation guidance will be available with the product on delivery and on our website [fisherpaykel.com](https://fisherpaykel.com)

## SPECIFICATION GUIDE





The models shown in this Planning Guide may not be available in all markets and are subject to change at any time. Product specifications may vary from those shown. This Planning Guide should not be used as installation guidance for any product. Further information is required to safely and correctly install the products featured here. Specific installation guidance will be available with the product on delivery and on our website [fisherpaykel.com](https://fisherpaykel.com)

OVERVIEW

Designed to complement Minimal style appliances, this handleless oven delivers a clean, uninterrupted finish – ideal for true handleless kitchen designs. Pyrolytic self-cleaning simplifies maintenance, while intuitive temperature and heat type recommendations accessed via the large touch screen and SmarthQ™ support optimal cooking results across a wide range of functions and food types.

PRODUCTS

**OB30SMPUNB3 - Black**  
30" Series 9 Minimal Handleless Self-Cleaning Oven

**OB30SMPUNG3 - Grey**  
30" Series 9 Minimal Handleless Self-Cleaning Oven

SERIES & STYLE

Series 9  
Minimal

FEATURES

- ① Handleless oven design ensures smooth, uninterrupted lines in kitchen cabinetry for a cohesive look
- ② Self-cleaning pyrolytic function breaks down food residue for an easy clean
- ③ Effortlessly open and close the oven with a gentle press of a button, ensuring convenience and smooth operation in the kitchen
- ④ Generous 4.6 cu ft useable capacity
- ⑤ Large 6.8" touchscreen is intuitive and easy to use
- ⑥ Achieve optimal results with temperature and heat type recommendations
- ⑦ Twin vertical fans, perfect for multi-shelf cooking
- ⑧ Includes a wired temperature sensor for real-time monitoring of cooking temperatures
- ⑨ Connected capability via the SmarthQ™ app gives control & visibility from anywhere at anytime

ACCESSORIES

- ① Self-cleaning-proof Side Ladders
- ② Full Extension Sliding Shelf (x3)
- ③ Air Fry Tray
- ④ Multi-functional Deep Roasting Dish
- ⑤ Wired Temperature Sensor



**OVERVIEW**

Designed to complement Minimal style appliances, this handleless oven offers a sleek, uninterrupted finish – ideal for true handleless kitchen designs. Steam Assist enhances convection cooking, while pyrolytic cleaning simplifies maintenance. Intuitive temperature and heat type recommendations accessed via the large touch screen and SmartHQ™ support optimal cooking results across a wide range of functions and food types.

**PRODUCTS**

**OB30SMPSUNB3 - Black**  
30" Series 11 Minimal Handleless Self-Cleaning Steam Assist Oven

**OB30SMPSUNG3 - Grey**  
30" Series 11 Minimal Handleless Self-Cleaning Steam Assist Oven

**SERIES & STYLE**

Series 11  
Minimal

**ACCESSORIES**

- ① Self-cleaning-proof Side Ladders
- ② Full Extension Sliding Shelf (x3)
- ③ Air Fry Tray

**FEATURES**

- ① Handleless oven design ensures smooth, uninterrupted lines in kitchen cabinetry for a cohesive look
- ② Steam Assist combines convection heat with steam to enhance the cooking process
- ③ Self-cleaning pyrolytic function breaks down food residue for an easy clean
- ④ Effortlessly open and close the oven with a gentle press of a button, ensuring convenience and smooth operation in the kitchen
- ⑤ Generous 4.6 cu ft useable capacity
- ⑥ Large 6.8" touchscreen is intuitive and easy to use
- ⑦ Achieve optimal results with temperature and heat type recommendations
- ⑧ Twin vertical fans, perfect for multi-shelf cooking
- ⑨ Includes a wired temperature sensor for real-time monitoring of cooking temperatures
- ⑩ Connected capability via the SmartHQ™ app gives control & visibility from anywhere at anytime

**ACCESSORIES**

- ④ Multi-functional Deep Roasting Dish
- ⑤ Wired Temperature Sensor
- ⑥ Descale Solution - 2 sachets (Part 580925)

The models shown in this Planning Guide may not be available in all markets and are subject to change at any time. Product specifications may vary from those shown. This Planning Guide should not be used as installation guidance for any product. Further information is required to safely and correctly install the products featured here. Specific installation guidance will be available with the product on delivery and on our website [fisherpaykel.com](https://fisherpaykel.com)



OVERVIEW

Designed to complement Minimal style appliances, this handleless Combi-Steam oven offers a sleek, uninterrupted finish – ideal for true handleless kitchen designs. Featuring a larger cavity ideal for cooking larger dishes and multiple trays simultaneously. With versatile cooking options including steam or convection, plus a Steam Clean function for easy maintenance. Intuitive temperature and heat type recommendations can be accessed via the large touch screen and SmartHQ™, to support optimal cooking results across a wide range of functions and food types.

PRODUCTS

**OS30SMUNB3 - Black**  
30" Series 11 Minimal Handleless Combi-Steam Oven

**OS30SMUNG3 - Grey**  
30" Series 11 Minimal Handleless Combi-Steam Oven

SERIES & STYLE

Series 11  
Minimal

ACCESSORIES

- ① Chrome Side Ladders
- ② Full Extension Sliding Shelf (x2)
- ③ Step Down Wire Shelf
- ④ Roasting Dish
- ⑤ Broil Rack

FEATURES

- ① Handleless design ensures smooth, uninterrupted lines in kitchen cabinetry for a cohesive look
- ② Versatile cooking options with steam or convection heat for optimal results
- ③ Effortlessly open and close the oven with a gentle press of a button, ensuring convenience and smooth operation in the kitchen
- ④ Generous 2.5 cu ft useable capacity with four shelf positions
- ⑤ Large 6.8" touchscreen is intuitive and easy to use
- ⑥ Achieve optimal results with temperature and heat type recommendations
- ⑦ Moisture control and even heat distribution thanks to ActiveVent™ and AeroTech™ technology
- ⑧ Steam Clean function ensures a spotless oven with minimal effort
- ⑨ Includes a wired temperature sensor for real-time monitoring of cooking temperatures
- ⑩ Connected capability via the SmartHQ™ app gives control & visibility from anywhere at anytime

ACCESSORIES

- ⑥ Smokeless Broil Tray
- ⑦ Large Perforated Steam Dish
- ⑧ Small Perforated Steam Dish
- ⑨ Large Steam Dish
- ⑩ Wired Temperature Sensor
- ⑪ Descale Solution - 2 sachets (Part 580925)

The models shown in this Planning Guide may not be available in all markets and are subject to change at any time. Product specifications may vary from those shown. This Planning Guide should not be used as installation guidance for any product. Further information is required to safely and correctly install the products featured here. Specific installation guidance will be available with the product on delivery and on our website [fisherpaykel.com](https://fisherpaykel.com)



**OVERVIEW**

Designed to complement Minimal style appliances, this handleless Combi-Steam oven offers a sleek, uninterrupted finish – ideal for true handleless kitchen designs. With versatile cooking options including steam or convection heat, plus a Steam Clean function for easy maintenance. Intuitive temperature and heat type recommendations can be accessed via the large touch screen and SmartHQ™, to support optimal cooking results across a wide range of functions and food types.

**PRODUCTS**

**OS30NMUNB3 - Black**  
30" Series 9 Minimal Handleless Compact Combi-Steam Oven

**OS30NMUNG3 - Grey**  
30" Series 9 Minimal Handleless Compact Combi-Steam Oven

**SERIES & STYLE**

Series 9  
Minimal

**ACCESSORIES**

- ① Chrome Side Ladders
- ② Full Extension Sliding Shelf
- ③ Flat Wire Shelf
- ④ Flat Brushed Baking Tray
- ⑤ Roasting Dish
- ⑥ Broil Rack

**FEATURES**

- ① Handleless design ensures smooth, uninterrupted lines in kitchen cabinetry for a cohesive look
- ② Versatile cooking options with steam or convection heat for optimal results
- ③ Effortlessly open and close the oven with a gentle press of a button, ensuring convenience and smooth operation in the kitchen
- ④ 1.6 cu ft useable capacity with four shelf positions
- ⑤ Large 6.8" touchscreen is intuitive and easy to use
- ⑥ Achieve optimal results with temperature and heat type recommendations
- ⑦ Moisture control and even heat distribution thanks to ActiveVent™ and AeroTech™ technology
- ⑧ Steam Clean function ensures a spotless oven with minimal effort
- ⑨ Includes a wired temperature sensor for real-time monitoring of cooking temperatures
- ⑩ Connected capability via the SmartHQ™ app gives control & visibility from anywhere at anytime

**ACCESSORIES**

- ⑦ Large Perforated Steam Dish
- ⑧ Small Perforated Steam Dish
- ⑨ Large Steam Dish
- ⑩ Wired Temperature Sensor
- ⑪ Descale Solution - 2 sachets (Part 580925)

The models shown in this Planning Guide may not be available in all markets and are subject to change at any time. Product specifications may vary from those shown. This Planning Guide should not be used as installation guidance for any product. Further information is required to safely and correctly install the products featured here. Specific installation guidance will be available with the product on delivery and on our website [fisherpaykel.com](https://fisherpaykel.com)



**OVERVIEW**

Designed to complement Minimal style appliances, this Coffee Maker delivers a seamless, flush finish – ideal for modern kitchen designs. It remembers your favorite brews over time, offering personalized coffee at the touch of a button. With precise grinding, creamy milk frothing, and effortless self-cleaning, it brings barista-quality coffee home.

**PRODUCTS**

**EB30MSB3 - Black**  
30" Series 9 Minimal Built-in Coffee Maker

**SERIES & STYLE**

Series 9  
Minimal

**FEATURES**

- ① Minimal style is designed to fit flush with cabinetry. Matches our Minimal style family of appliances
- ② Intuitive touch display brews a perfect cup of coffee at the touch of a button
- ③ Programmable timer turns on the Coffee Maker at the ideal time each day
- ④ Personalised coffee and smart self-learning menu preferences with 13 functions to suit any taste
- ⑤ Allows you to prepare hot milk or creamy froth in seconds
- ⑥ Stainless steel conical burr grinder with 13 coarseness positions
- ⑦ 15 bar pump pressure
- ⑧ Self-cleaning function and easy to empty coffee grounds container and drip tray
- ⑨ 81 fl oz (2.4L) water tank capacity

**ACCESSORIES**

- ① Milk Container (Auto-Froth)
- ② Steam Wand
- ③ Coffee Spoon
- ④ Cleaning Brush
- ⑤ Descaler Solution - 1 bottle
- ⑥ Water Hardness Indicator Paper
- ⑦ Water Filter

The models shown in this Planning Guide may not be available in all markets and are subject to change at any time. Product specifications may vary from those shown. This Planning Guide should not be used as installation guidance for any product. Further information is required to safely and correctly install the products featured here. Specific installation guidance will be available with the product on delivery and on our website [fisherpaykel.com](https://fisherpaykel.com)



**OVERVIEW**

Designed to complement Minimal style appliances, this Warming Drawer delivers a seamless, flush finish – ideal for modern kitchen designs. Featuring a push-to-open mechanism, intuitive touch controls, and a smooth glass base for easy cleaning. With six tailored programmes and space for 16 place settings, it keeps meals ready to serve.

**PRODUCTS**

**WB30SMB3 - Black**  
30" Series 9 Minimal Warming Drawer

**WB30SMG3 - Grey**  
30" Series 9 Minimal Warming Drawer

**SERIES & STYLE**

Series 9  
Minimal


**FEATURES**

- ① Minimal style is designed to fit flush with cabinetry. Matches our Minimal style family of appliances
- ② Push-to-open drawer, designed for added convenience
- ③ Simple and intuitive touch controls for effortless operation
- ④ Easy-to-clean glass base
- ⑤ Automatic switch-off and delayed start functionality to help keep dishes warm until it is time to serve
- ⑥ Room for 16 standard-sized place settings
- ⑦ Six tailored programmes for Warming, Proofing, Dehydrating, and Slow Cooking offer convenience and flexibility

**ACCESSORIES**

- ① Accessory rack for optimising space

The models shown in this Planning Guide may not be available in all markets and are subject to change at any time. Product specifications may vary from those shown. This Planning Guide should not be used as installation guidance for any product. Further information is required to safely and correctly install the products featured here. Specific installation guidance will be available with the product on delivery and on our website [fisherpaykel.com](https://fisherpaykel.com)



**OVERVIEW**

Panel ready design allows for seamless integration and customisation of this Warming Drawer with kitchen cabinetry for a cohesive kitchen look. Featuring a push-to-open mechanism, intuitive touch controls, and a smooth glass base for easy cleaning. With six tailored programmes and space for 16 place settings, it keeps meals ready to serve.

**PRODUCTS**

**WB30SDEI3\***  
30" Series 9 Integrated Warming Drawer

\*Panel ready.

**SERIES & STYLE**

Series 9  
Integrated



**FEATURES**

- ① Panel ready design allows for seamless integration and customisation with kitchen cabinetry for a cohesive kitchen look
- ② Push-to-open drawer, designed for added convenience
- ③ Simple and intuitive touch controls for effortless operation
- ④ Automatic switch-off and delayed start functionality, to help keep dishes warm until it is time to serve
- ⑤ Room for 16 standard-sized place settings
- ⑥ Six tailored programmes for Warming, Proofing, Dehydrating, and Slow Cooking offer convenience and flexibility
- ⑦ Six tailored programmes for Warming, Proofing, Dehydrating, and Slow Cooking offer convenience and flexibility

**ACCESSORIES**

- ① Accessory rack for optimising space

The models shown in this Planning Guide may not be available in all markets and are subject to change at any time. Product specifications may vary from those shown. This Planning Guide should not be used as installation guidance for any product. Further information is required to safely and correctly install the products featured here. Specific installation guidance will be available with the product on delivery and on our website [fisherpaykel.com](https://fisherpaykel.com)



**OVERVIEW**

Designed to complement Minimal style appliances, this Vacuum Seal Drawer delivers a seamless, flush finish – ideal for modern kitchen designs. A push-to-open mechanism and intuitive touch controls offer effortless use, while three vacuum and heat sealing levels support sous vide preparation, marinating, and food storage, using reusable and BPA-free food-grade bags.

**PRODUCTS**

**VB30SMB3 - Black**  
30" Series 9 Minimal Vacuum Seal Drawer

**VB30SMG3 - Grey**  
30" Series 9 Minimal Vacuum Seal Drawer

**SERIES & STYLE**

Series 9  
Minimal

**FEATURES**

- ① Minimal style is designed to fit flush with cabinetry. Matches our Minimal style family of appliances
- ② Push-to-open drawer, designed for added convenience
- ③ Simple and intuitive touch controls for effortless operation
- ④ Easy-to-clean glass base
- ⑤ Three levels of vacuum and heat sealing - for easy re-sealing, food portioning, marinating, storage and extending shelf life
- ⑥ Allows effortless preparation for sous vide cooking
- ⑦ Our food-grade, BPA-free bags are an excellent storage option — these can be re-used if sealed and cut appropriately.

**ACCESSORIES**

- ① Large BPA-free Vacuum Bags - 50 bags (Part 793034)
- ② Small BPA-free Vacuum Bags - 50 bags (Part 793033)
- ③ External Vacuuming Accessory Kit

The models shown in this Planning Guide may not be available in all markets and are subject to change at any time. Product specifications may vary from those shown. This Planning Guide should not be used as installation guidance for any product. Further information is required to safely and correctly install the products featured here. Specific installation guidance will be available with the product on delivery and on our website [fisherpaykel.com](https://fisherpaykel.com)





Integrated Vacuum Seal Drawer VB30SDEI3 with Compact Combi-Steam Oven OS30NMUNB3



Integrated Vacuum Seal Drawer VB30SDEI3

**OVERVIEW**

Panel ready design allows for seamless integration and customisation of this Vacuum Seal Drawer with kitchen cabinetry for a cohesive kitchen look. A push-to-open mechanism and intuitive touch controls offer effortless use, while three vacuum and heat sealing levels support sous vide preparation, marinating, and food storage, using reusable and BPA-free food-grade bags.

**PRODUCTS**

**VB30SDEI3\***  
30" Series 9 Integrated Vacuum Seal Drawer

\*Panel ready.

**SERIES & STYLE**

Series 9  
Integrated

**FEATURES**

- ① Panel ready design allows for seamless integration and customisation with kitchen cabinetry for a cohesive kitchen look
- ② Push-to-open drawer, designed for added convenience
- ③ Simple and intuitive touch controls for effortless operation
- ④ Three levels of vacuum and heat sealing - for easy re-sealing, food portioning, marinating, storage and extending shelf life
- ⑤ Allows effortless preparation for sous vide cooking
- ⑥ Our food-grade, BPA-free bags are an excellent storage option — these can be re-used if sealed and cut appropriately.

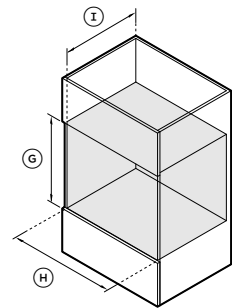
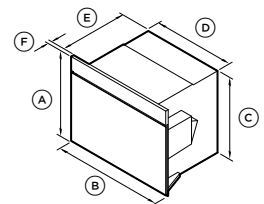
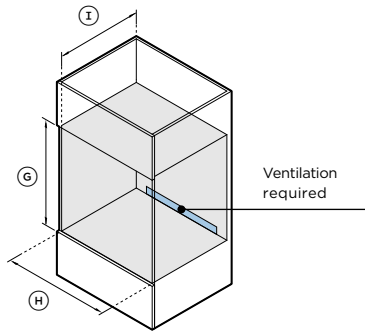
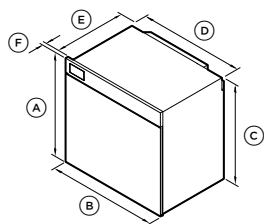
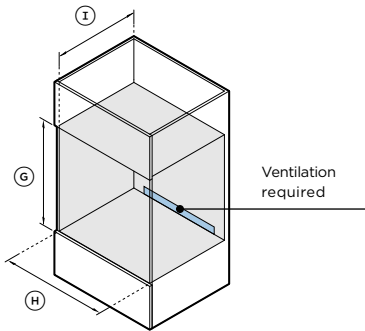
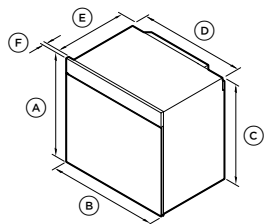
**ACCESSORIES**

- ① Large BPA-free Vacuum Bags - 50 bags (Part 793034)
- ② Small BPA-free Vacuum Bags - 50 bags (Part 793033)
- ③ External Vacuuming Accessory Kit

The models shown in this Planning Guide may not be available in all markets and are subject to change at any time. Product specifications may vary from those shown. This Planning Guide should not be used as installation guidance for any product. Further information is required to safely and correctly install the products featured here. Specific installation guidance will be available with the product on delivery and on our website [fisherpaykel.com](https://fisherpaykel.com)

PRODUCT DIMENSIONS

CAVITY DIMENSIONS



PRODUCT DIMENSIONS	
A Overall height	
B Overall width	
C Chassis height	
D Chassis width	
E Chassis depth	
F Control panel thickness	
Depth with door fully open*	

\*Measured from front of control panel.

CAVITY DIMENSIONS	
G Minimum inside height of cavity	
H Minimum inside width of cavity	
I Minimum inside depth of cavity*	
Recommended cabinet height	
Recommended cabinet width	

\*Measured from front of chassis.\*\*Requires ventilation at the rear of the cavity.

SELF-CLEANING OVEN		
OB30SMPUNB3, OB30SMPUNG3		
	inch	mm
A Overall height	28 11/16	729
B Overall width	29 7/8	758
C Chassis height	27 7/8	708
D Chassis width	28 3/8	720
E Chassis depth	22 5/8	575
F Control panel thickness	13/16	20
Depth with door fully open*	23 3/8	594

	inch	mm
G Minimum inside height of cavity	28 1/32	712
H Minimum inside width of cavity	28 1/2	724
I Minimum inside depth of cavity*	23 1/2**	597**
Recommended cabinet height	28 3/4	731
Recommended cabinet width	30	762

SELF-CLEANING STEAM ASSIST OVEN		
OB30SMPSUNB3, OB30SMPSUNG3		
	inch	mm
A Overall height	28 11/16	729
B Overall width	29 7/8	758
C Chassis height	27 7/8	708
D Chassis width	28 3/8	720
E Chassis depth	22 5/8	575
F Control panel thickness	13/16	20
Depth with door fully open*	23 3/8	594

	inch	mm
G Minimum inside height of cavity	28 1/32	712
H Minimum inside width of cavity	28 1/2	724
I Minimum inside depth of cavity*	23 1/2**	597**
Recommended cabinet height	28 3/4	731
Recommended cabinet width	30	762

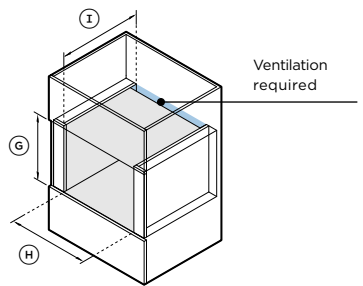
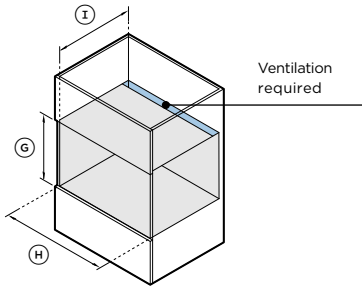
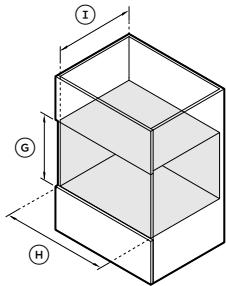
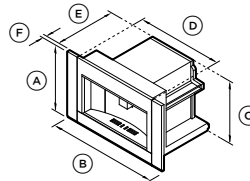
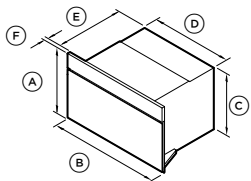
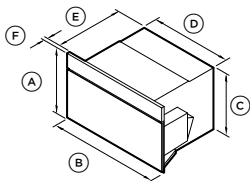
COMBI-STEAM OVEN		
OS30SMUNB3, OS30SMUNG3		
	inch	mm
A Overall height	23 9/16	598
B Overall width	29 7/8	758
C Chassis height	22 5/8	575
D Chassis width	28 3/8	720
E Chassis depth	22 7/16	545
F Control panel thickness	13/16	20
Depth with door fully open*	18 1/8	460

	inch	mm
G Minimum inside height of cavity	22 13/16	580
H Minimum inside width of cavity	28 1/2	724
I Minimum inside depth of cavity*	21 5/8	550
Recommended cabinet height	24	600
Recommended cabinet width	30	762

The models shown in this Planning Guide may not be available in all markets and are subject to change at any time. Product specifications may vary from those shown. This Planning Guide should not be used as installation guidance for any product. Further information is required to safely and correctly install the products featured here. Specific installation guidance will be available with the product on delivery and on our website [fisherpaykel.com](https://fisherpaykel.com)

PRODUCT DIMENSIONS

CAVITY DIMENSIONS



PRODUCT DIMENSIONS	
A Overall height	18
B Overall width	29 7/8
C Chassis height	17 1/8
D Chassis width	28 3/8
E Chassis depth	21 7/16
F Control panel thickness	13/16
Depth with door fully open**	12 5/8

\*Measurements with trim kit. \*\*Measured from front of control panel.

CAVITY DIMENSIONS	
G Minimum inside height of cavity	17 5/16
H Minimum inside width of cavity	28 1/2
I Minimum inside depth of cavity*	21 5/8
Recommended cabinet height	18 1/8
Recommended cabinet width	30

\*Measured from front of chassis. \*\*Requires ventilation at the rear of the cavity. \*\*\*Cabinetry requires additional vertical sidewalls to secure the product.

COMPACT COMBI-STEAM OVEN OS30NMUNB3, OS30NMUNG3		
	inch	mm
A Overall height	18	458
B Overall width	29 7/8	758
C Chassis height	17 1/8	435
D Chassis width	28 3/8	720
E Chassis depth	21 7/16	545
F Control panel thickness	13/16	20
Depth with door fully open**	12 5/8	320

	inch	mm
G Minimum inside height of cavity	17 5/16	440
H Minimum inside width of cavity	28 1/2	724
I Minimum inside depth of cavity*	21 5/8	550
Recommended cabinet height	18 1/8	460
Recommended cabinet width	30	762

COMPACT CONVECTION-SPEED OVEN OM30NMUNB3, OM30NMUNG3		
	inch	mm
A Overall height	18	458
B Overall width	29 7/8	758
C Chassis height	17 1/8	435
D Chassis width	28 3/8	720
E Chassis depth	21 7/16	545
F Control panel thickness	13/16	20
Depth with door fully open**	12 5/8	320

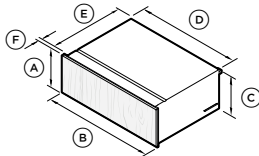
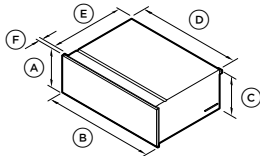
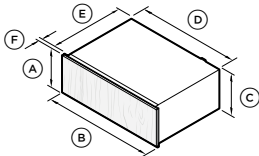
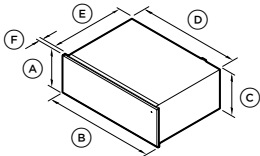
	inch	mm
G Minimum inside height of cavity	17 5/16	440
H Minimum inside width of cavity	28 1/2	724
I Minimum inside depth of cavity*	21 5/8**	550**
Recommended cabinet height	18 1/8	460
Recommended cabinet width	30	762

BUILT-IN COFFEE MAKER EB30MSB3		
	inch	mm
A Overall height	18*	458*
B Overall width	29 7/8*	758*
C Chassis height	17 1/2	445
D Chassis width	22 1/16	560
E Chassis depth	18 1/8	460
F Control panel thickness	13/16*	20*
Depth with door fully open**	-	-

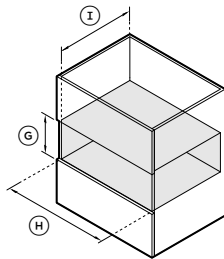
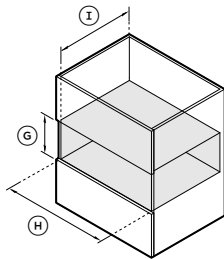
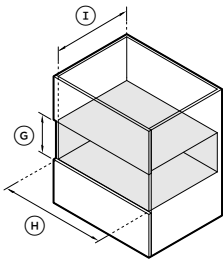
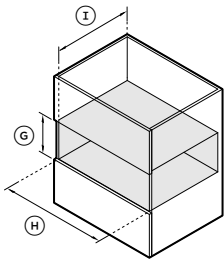
	inch	mm
G Minimum inside height of cavity	17 3/4	450
H Minimum inside width of cavity	22 1/16***	560***
I Minimum inside depth of cavity*	22 1/16**	560**
Recommended cabinet height	18 1/8	460
Recommended cabinet width	30	762

The models shown in this Planning Guide may not be available in all markets and are subject to change at any time. Product specifications may vary from those shown. This Planning Guide should not be used as installation guidance for any product. Further information is required to safely and correctly install the products featured here. Specific installation guidance will be available with the product on delivery and on our website [fisherpaykel.com](https://fisherpaykel.com)

PRODUCT DIMENSIONS



CAVITY DIMENSIONS



PRODUCT DIMENSIONS		
A	Overall height	
B	Overall width	
C	Chassis height	
D	Chassis width	
E	Chassis depth*	
F	Front panel thickness	
	Front panel height	
	Front panel width	

WARMING DRAWER WB30SMB3, WB30SMG3		
	inch	mm
A	10 11/16	271
B	29 7/8	758
C	10 11/16	271
D	27 3/4	704
E	21 9/16	547
F	13/16	20
	10 1/2	267
	29 7/8	758

INTEGRATED WARMING DRAWER WB30SDEI3		
	inch	mm
A	10 11/16	271
B	29 7/8	758
C	10 11/16	271
D	27 3/4	704
E	21 9/16	547
F	min 5/8***	min 16***
	10 1/2	267
	29 7/8	758

VACUUM SEAL DRAWER VB30SMB3, VB30SMG3		
	inch	mm
A	10 11/16	271
B	29 7/8	758
C	10 11/16	271
D	28 1/2**	724**
E	21 11/16	551
F	13/16	20
	10 1/2	267
	29 7/8	758

INTEGRATED VACUUM SEAL DRAWER VB30SDEI3		
	inch	mm
A	10 11/16	271
B	29 7/8	758
C	10 11/16	271
D	28 1/2**	724**
E	21 11/16	551
F	min 5/8***	min 16***
	10 1/2	267
	29 7/8	758

\*Including power plug. \*\*Including side brackets. \*\*\*A clearance of 1/16" (2mm) between the cabinet and the custom panel is required for the push-to-open mechanism (spacer included). Maximum custom panel weight 11 lb (5kg).

CAVITY DIMENSIONS		
G	Minimum inside height of cavity	
H	Minimum inside width of cavity	
I	Minimum inside depth of cavity*	
	Recommended cabinet height	
	Recommended cabinet width	

	inch	mm
G	10 3/4	273
H	28 1/2	724
I	22 13/16	580
	10 3/4	273
	30	762

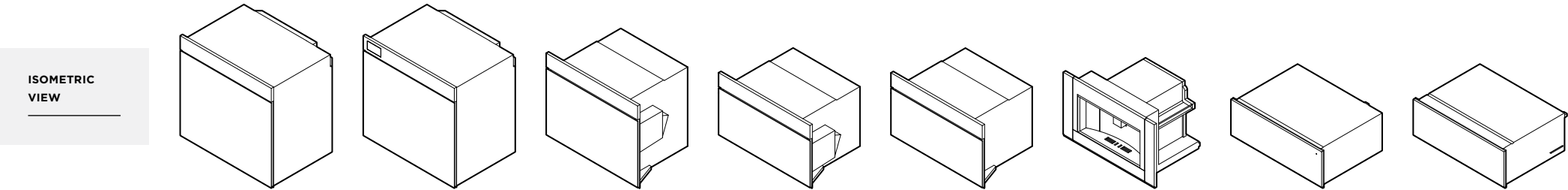
	inch	mm
G	10 3/4	273
H	28 1/2	724
I	22 13/16	580
	10 3/4	273
	30	762

	inch	mm
G	10 3/4	273
H	28 1/2	724
I	22 13/16	580
	10 3/4	273
	30	762

	inch	mm
G	10 3/4	273
H	28 1/2	724
I	22 13/16	580
	10 3/4	273
	30	762

\*Measured from front of chassis.  
Note: Drawers can fully support 30inch Fisher & Paykel oven, without adding shelf in between.

The models shown in this Planning Guide may not be available in all markets and are subject to change at any time. Product specifications may vary from those shown. This Planning Guide should not be used as installation guidance for any product. Further information is required to safely and correctly install the products featured here. Specific installation guidance will be available with the product on delivery and on our website [fisherpaykel.com](https://www.fisherpaykel.com)



	SELF-CLEANING OVEN OB30SMPUNB3, OB30SMPUNG3	SELF-CLEANING STEAM ASSIST OVEN OB30SMPSUNB3, OB30SMPSUNG3	COMBI-STEAM OVEN OS30SMUNB3, OS30SMUNG3	COMPACT COMBI-STEAM OVEN OS30NMUNB3, OS30NMUNG3	COMPACT CONVECTION- SPEED OVEN OM30NMUNB3, OM30NMUNG3	BUILT-IN COFFEE MAKER EB30MSB3	WARMING DRAWER WB30SMB3, WB30SMG3, WB30SDEI3	VACUUM SEAL DRAWER VB30SMB3, VB30SMG3, VB30SDEI3
PRODUCT REQUIREMENTS								
Supply	208 or 240 V, 60 Hz	208 or 240 V, 60 Hz	208 or 240 V, 60 Hz	208 or 240 V, 60 Hz	208 or 240 V, 60 Hz	120 V, 60 Hz	120 V, 60 Hz	120 V, 60 Hz
Service	20 A	20 A	20 A	20 A	20 A	10 A	10 A	10 A
Connection	Hard wired 78 3/4"(2000mm)	Hard wired 78 3/4"(2000mm)	Hard wired 78 3/4"(2000mm)	Hard wired 78 3/4"(2000mm)	Hard wired 78 3/4"(2000mm)	Plug with flex cord 66 15/16" (1700mm)	Plug with flex cord 70 7/8" (1800mm)	Plug with flex cord 70 7/8" (1800mm)
CAPACITY								
Total Oven capacity	4.9cu ft (137L)	4.9cu ft (137L)	3cu ft (85L)	1.9cu ft (55L)	1.7cu ft (49L)	-	-	-
Total water tank capacity	-	22.65fl oz (0.67L)	47.3fl oz (1.4L)	47.3fl oz (1.4L)	-	81 fl oz (2.4L)	-	-

Note: All Coffee Makers and Steam Ovens have internal water tanks which need to be filled manually. No external water supply is required.

The models shown in this Planning Guide may not be available in all markets and are subject to change at any time. Product specifications may vary from those shown. This Planning Guide should not be used as installation guidance for any product. Further information is required to safely and correctly install the products featured here. Specific installation guidance will be available with the product on delivery and on our website [fisherpaykel.com](#)

