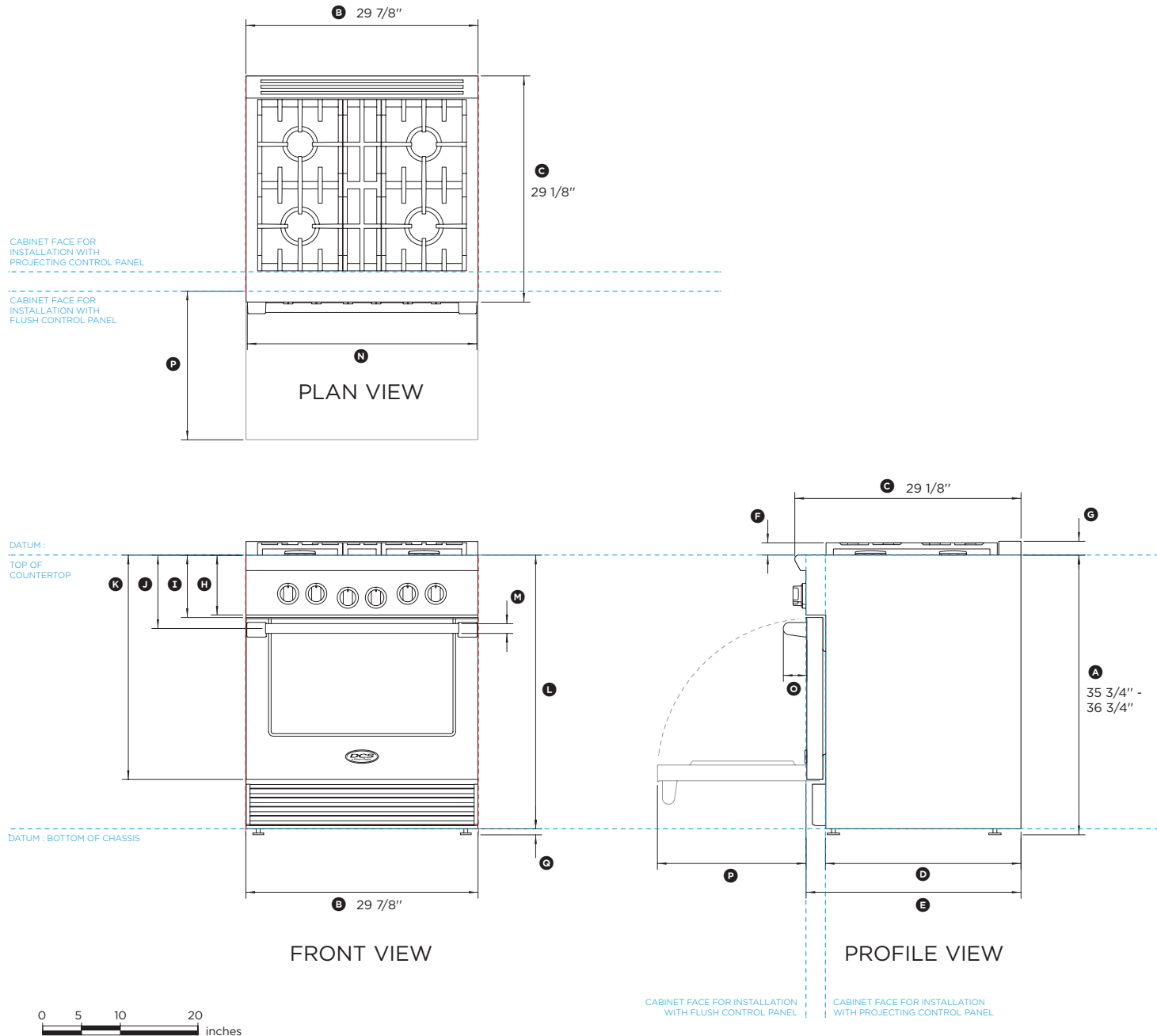


Data Sheet



30" Professional Range

Model no:

RGV2-304-N, RGV2-304-L

RDV2-304-N, RDV2-304-L

Supplied with Integral Flat Vent Trim

(refer page 3 for metric measurements)

Product Dimensions	in
Ⓐ Overall height of range (from floor to cooktop, excluding grates and vent trim)	min 35 3/4" max 36 3/4"
Ⓑ Overall width of range	29 7/8"
Ⓒ Overall depth of range (excluding handle and dials)	29 1/8"
Ⓓ Depth from rear of chassis to cabinetry face - projecting	25 1/8"
Ⓔ Depth from rear of chassis to cabinetry face - flush	27 11/16"
Ⓘ Height from countertop to top of pan supports	1 9/16"
Ⓢ Height from countertop to top of vent trim	1 3/4"
Ⓤ Height from countertop to bottom of control panel	7 3/4"
Ⓛ Height from countertop to top of door	8 1/16"
Ⓜ Height from countertop to center of handle	9 7/16"
Ⓚ Height from countertop to bottom of door	28 7/8"
Ⓣ Height from countertop to bottom of chassis	35 1/4"
Ⓦ Thickness of handle (not including standoffs)	1 1/4"
Ⓩ Width of handle (including standoffs)	29 9/16"
Ⓝ Depth of handle (measured from front of door)	3 1/16"
Ⓟ Depth of open door to cabinetry face - flush	19 1/8"
Ⓡ Adjustable feet height	min 1/2" max 1 1/2"

Cavity Dimensions	in
Overall height of cavity	min 35 3/4" max 36 3/4"
Overall width of cavity	min 30"
Overall depth of cavity for projecting control panel	max 25 1/8"
Overall depth of cavity for flush control panel	max 27 11/16"

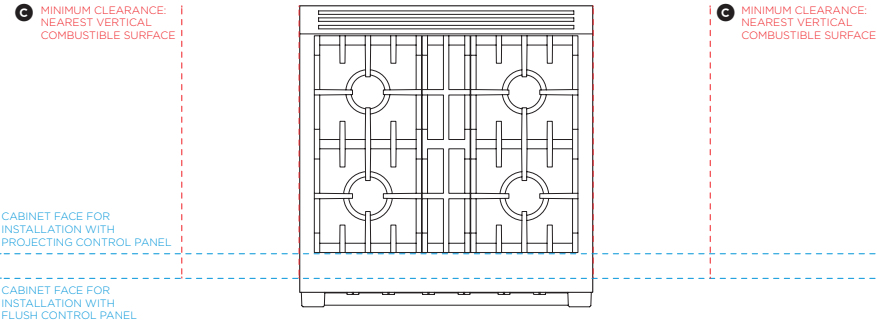
IMPORTANT NOTE: For full installation and clearance details please refer to our installation manual.

INDICATES PRODUCT DATUM


DATE: 04.04.2016

IMPORTANT NOTE: Throughout this guide, dimensions may vary by ±2mm (3/32"). Please read the installation manual for detailed information on installing the product. For full installation instructions & specifications visit www.dcsappliances.com

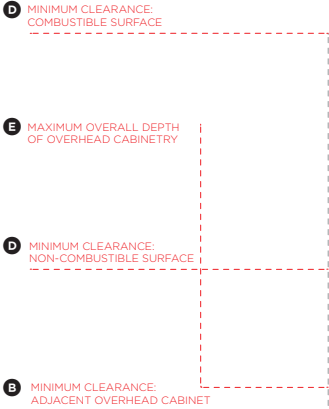




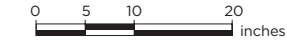
PLAN VIEW



FRONT VIEW



PROFILE VIEW



CABINET FACE FOR INSTALLATION WITH FLUSH CONTROL PANEL

CABINET FACE FOR INSTALLATION WITH PROJECTING CONTROL PANEL

30" Professional Range

Model no:
RGV2-304-N, RGV2-304-L
RDV2-304-N, RDV2-304-L
Supplied with Integral Flat Vent Trim
(refer page 4 for metric measurements)

Clearance Dimensions	in
Ⓐ Minimum width of ventilation hood installed above range - not shown*	30"
Ⓑ Minimum vertical distance between countertop and cabinet extending above counter	18"
Ⓒ Minimum clearance from left and right edge of range to nearest vertical combustible surface	12"
Ⓓ Minimum clearance from cooking surface to: - combustible surface centered above the cooking surface - non-combustible surface centered above the cooking surface	54" 30"
Ⓔ Maximum overall depth of overhead cabinetry	13"

*IMPORTANT NOTE: For full installation and clearance details please refer to our installation manual.

INDICATES CABINETRY CLEARANCES

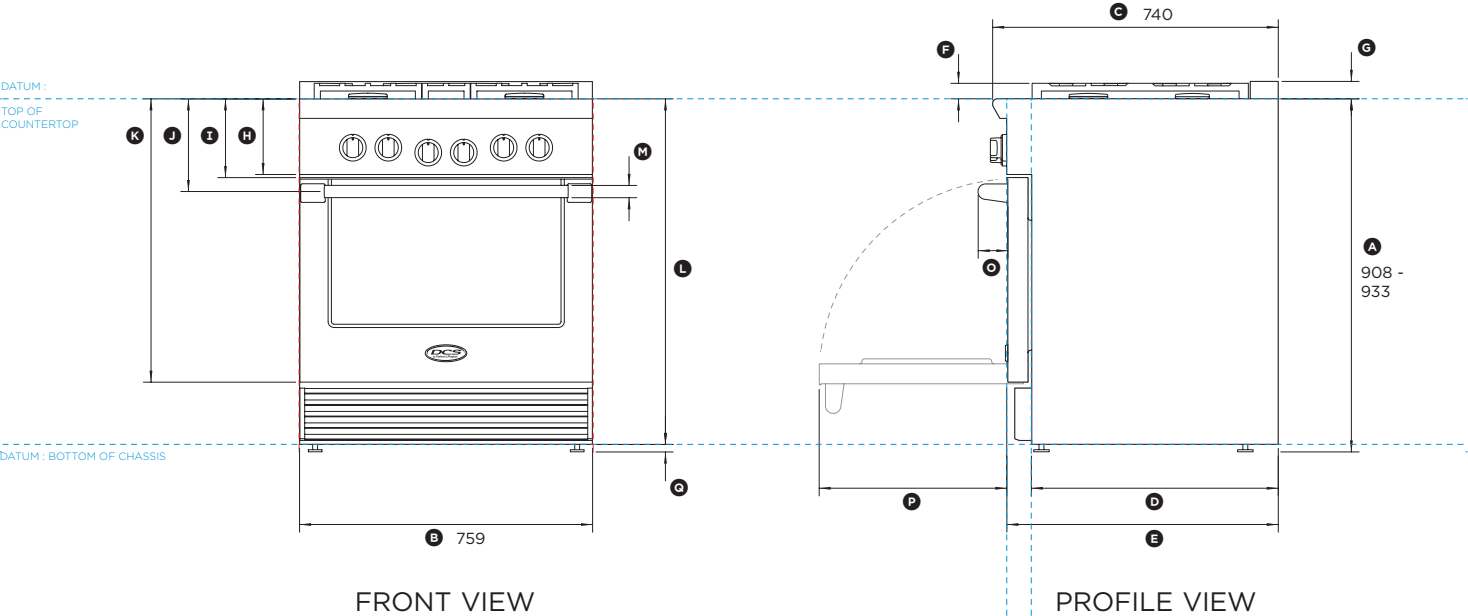
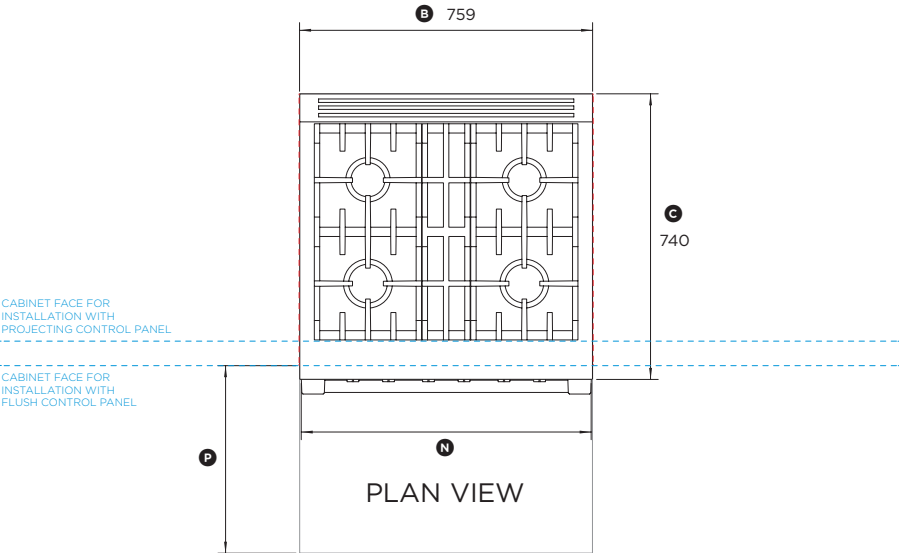
INDICATES PRODUCT DATUM

DATE: 04.04.2016

IMPORTANT NOTE: Throughout this guide, dimensions may vary by $\pm 2\text{mm}$ (3/32"). Please read the installation manual for detailed information on installing the product. For full installation instructions & specifications visit www.dcsappliances.com



Data Sheet



30" Professional Range

Model no:
RGV2-304-N, RGV2-304-L
RDV2-304-N, RDV2-304-L
Supplied with Integral Flat Vent Trim
(refer page 1 for imperial measurements)

Product Dimensions	mm
Ⓐ Overall height of range (from floor to cooktop, excluding grates and vent trim)	min 908 max 933
Ⓑ Overall width of range	759
Ⓒ Overall depth of range (excluding handle and dials)	740
Ⓓ Depth from rear of chassis to cabinetry face - projecting	638
Ⓔ Depth from rear of chassis to cabinetry face - flush	703
Ⓕ Height from countertop to top of pan supports	40
Ⓖ Height from countertop to top of vent trim	45
Ⓙ Height from countertop to bottom of control panel	196
Ⓚ Height from countertop to top of door	204
Ⓛ Height from countertop to centre of handle	240
Ⓜ Height from countertop to bottom of door	734
Ⓝ Height from countertop to bottom of chassis	895
Ⓟ Thickness of handle (not including standoffs)	32
Ⓡ Width of handle (including standoffs)	751
Ⓢ Depth of handle (measured from front of door)	77
Ⓣ Depth of open door to cabinetry face - flush	486
Ⓤ Adjustable feet height	min 13 max 38

Cavity Dimensions	mm
Overall height of cavity	min 908 max 933
Overall width of cavity	min 762
Overall depth of cavity for projecting control panel	max 638
Overall depth of cavity for flush control panel	max 703

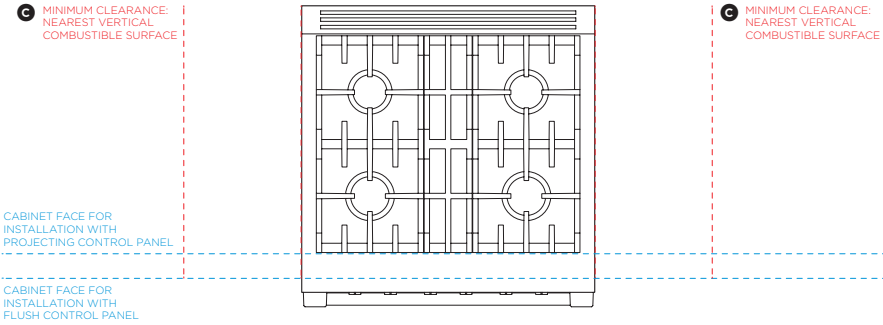
IMPORTANT NOTE: For full installation and clearance details please refer to our installation manual.

INDICATES PRODUCT DATUM

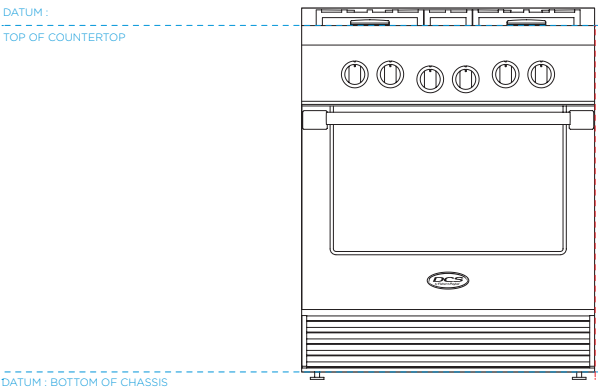
DATE: 04.04.2016

IMPORTANT NOTE: Throughout this guide, dimensions may vary by $\pm 2\text{mm}$ (3/32"). Please read the installation manual for detailed information on installing the product. For full installation instructions & specifications visit www.dcsappliances.com

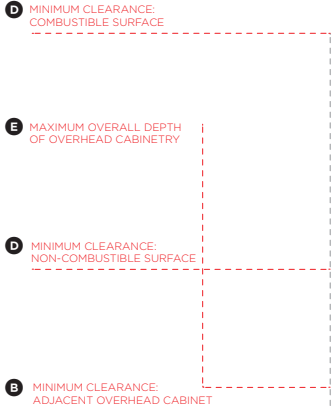




PLAN VIEW



FRONT VIEW



PROFILE VIEW



30" Professional Range

Model no:

RGV2-304-N, RGV2-304-L

RDV2-304-N, RDV2-304-L

Supplied with Integral Flat Vent Trim

(refer page 2 for imperial measurements)

Clearance Dimensions	mm
Ⓐ Minimum width of ventilation hood installed above range - not shown*	762
Ⓑ Minimum vertical distance between countertop and cabinet extending above counter	457
Ⓒ Minimum clearance from left and right edge of range to nearest vertical combustible surface	305
Ⓓ Minimum clearance from cooking surface to: - combustible surface centred above the cooking surface - non-combustible surface centred above the cooking surface	1372 762
Ⓔ Maximum overall depth of overhead cabinetry	330

*IMPORTANT NOTE: For full installation and clearance details please refer to our installation manual.

INDICATES CABINETRY CLEARANCES
INDICATES PRODUCT DATUM

DATE: 04.04.2016

IMPORTANT NOTE: Throughout this guide, dimensions may vary by $\pm 2\text{mm}$ (3/32"). Please read the installation manual for detailed information on installing the product. For full installation instructions & specifications visit www.dcsappliances.com

