
COMBI-MICROWAVE OVEN

INSTALLATION CONSIDERATIONS

Accessing your product specifications

3

Electrical connection

6

FISHER & PAYKEL

NZ AU UK IE

MINIMAL

OM76NMUB3, OM76NMUG3, OM76NMUNB3, OM76NMUNG3

CONTEMPORARY

OM76NCUDX3

PROFESSIONAL

OM76NPUX3

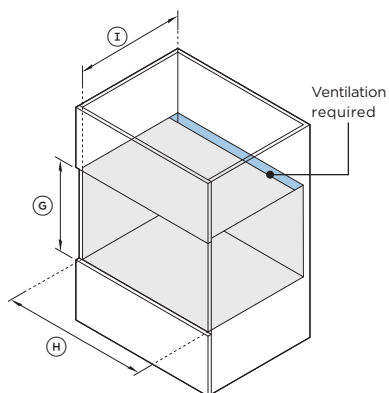
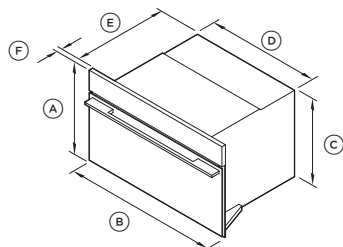
ACCESSING YOUR PRODUCT SPECIFICATIONS



For full product, cabinetry and service specifications, refer to the Planning Guide. To access the Planning Guide, scan the QR code or visit fisherpaykel.com/specify. Search by appliance type, product name or model code.

MINIMAL

OM76NMUB3, OM76NMUG3, OM76NMUNB3, OM76NMUNG3



PRODUCT DIMENSIONS		mm
(A)	Overall height	458
(B)	Overall width	758
(C)	Chassis height	435
(D)	Chassis width	720
(E)	Chassis depth	545
(F)	Control panel thickness	20
	Depth with door fully open*	320

*Measured from front of control panel.

CAVITY DIMENSIONS		mm
(A)	Minimum inside height of cavity	440
(B)	Minimum inside width of cavity	724
(C)	Minimum inside depth of cavity*	550**
	Recommended cabinet height	460
	Recommended cabinet width	762

*Excluding control panel thickness.

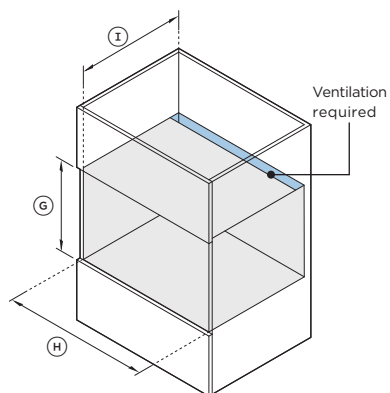
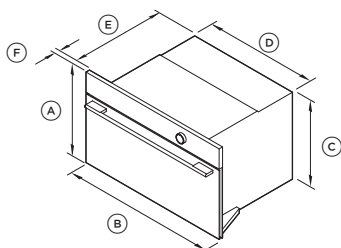
**Requires ventilation at the rear of the cavity.

ACCESSING YOUR PRODUCT SPECIFICATIONS



For full product, cabinetry and service specifications, refer to the Planning Guide. To access the Planning Guide, scan the QR code or visit fisherpaykel.com/specify. Search by appliance type, product name or model code.

CONTEMPORARY OM76NCUDX3



PRODUCT DIMENSIONS		mm
(A)	Overall height	458
(B)	Overall width	758
(C)	Chassis height	435
(D)	Chassis width	720
(E)	Chassis depth	545
(F)	Control panel thickness	20
	Depth with door fully open*	320

*Measured from front of control panel.

CAVITY DIMENSIONS		mm
(A)	Minimum inside height of cavity	440
(B)	Minimum inside width of cavity	724
(C)	Minimum inside depth of cavity*	550**
	Recommended cabinet height	460
	Recommended cabinet width	762

*Excluding control panel thickness.

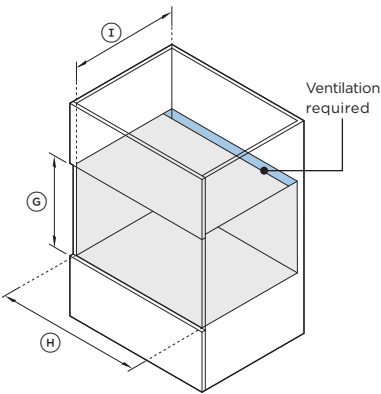
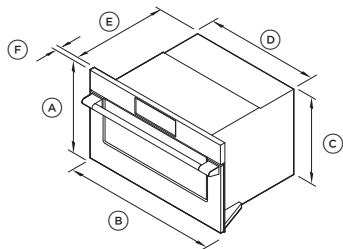
**Requires ventilation at the rear of the cavity.

ACCESSING YOUR PRODUCT SPECIFICATIONS



For full product, cabinetry and service specifications, refer to the Planning Guide. To access the Planning Guide, scan the QR code or visit fisherpaykel.com/specify. Search by appliance type, product name or model code.

PROFESSIONAL OM76NPUX3



PRODUCT DIMENSIONS		mm
A	Overall height	458
B	Overall width	758
C	Chassis height	435
D	Chassis width	720
E	Chassis depth	545
F	Control panel thickness	24
	Depth with door fully open*	320

*Measured from front of control panel.

CAVITY DIMENSIONS		mm
A	Minimum inside height of cavity	440
B	Minimum inside width of cavity	724
C	Minimum inside depth of cavity*	550**
	Recommended cabinet height	460
	Recommended cabinet width	762

*Excluding control panel thickness.

**Requires ventilation at the rear of the cavity.

ELECTRICAL CONNECTION

SPECIFICATIONS	OM76 MODELS
RATED POWER (W)	3800
Hz	50
VOLTAGE (V)	220 - 240V
MICROWAVE RATED INPUT (W)	2000
MICROWAVE RATED OUTPUT (W)	900
MICROWAVE FREQUENCY (MHz)	2450

