

30" MINIMAL OVENS AND COMPANIONS

PLANNING GUIDE

SERIES 9 & 11

SELF-CLEANING OVEN | OB30SMPUB3, OB30SMPUG3

SELF-CLEANING STEAM ASSIST OVEN | OB30SMPSUB3, OB30SMPSUG3

COMBI-STEAM | OS30SMUB3, OS30SMUG3

COMPACT COMBI-STEAM | OS30NMUB3, OS30NMUG3

COMPACT CONVECTION-SPEED | OM30NMUB3, OM30NMUG3

BUILT-IN COFFEE MAKER | EB30MSB3

WARMING DRAWER | WB30SMB3, WB30SMG3, WB30SDEI3

VACUUM DRAWER | VB30SMB3, VB30SMG3, VB30SDEI3

FISHER & PAYKEL

INTRODUCTION

This comprehensive planning guide provides you with the framework and tools to achieve your desired design outcome with Fisher & Paykel appliances. In this guide, you will find a range of conceptual, detailed, and dimensional product information to bring your ideas to life and create spaces that truly reflect your vision.

SUPPORT

For additional design planning and installation support please contact the Fisher & Paykel design support team.
designsupport@fisherpaykel.com

NOTES

The models shown in this Planning Guide may not be available in all markets and are subject to change at any time. Refer to our website fisherpaykel.com for the latest document version. Product specifications may vary from those shown. This Planning Guide should not be used as installation guidance for any product. Specific installation guidance will be available with the product on delivery and on our website.

CONCEPT DESIGN	PAGE	DEVELOPED AND DETAILED DESIGN	PAGE	DEVELOPED AND DETAILED DESIGN	PAGE
DESIGN CHOICE					
Styles	4				
Minimal Family	5				
Installation Options	6				
Overview	7				
SPECIFICATION GUIDE					
Self-Cleaning Oven	9				
Self-Cleaning Steam Assist Oven	10				
Combi-Steam Oven	11				
Compact Combi-Steam Oven	12				
Compact Convection-Speed Oven	13				
Built-In Coffee Maker	14				
Warming Drawer	15				
Integrated Warming Drawer	16				
Vacuum Seal Drawer	17				
Integrated Vacuum Seal Drawer	18				
Dimensions - Ovens	19				
Dimensions - Compact Ovens & Built-In Coffee Maker	20				
Dimensions - Drawers	21				
Services	22				

DESIGN CHOICE



MINIMAL STYLE - HANDLELESS

MINIMAL STYLE

CONTEMPORARY STYLE

PROFESSIONAL STYLE

Celebrating a singular aesthetic to blend seamlessly into the kitchen, Minimal style ovens feature subtle textural and tonal contrasts for a sense of refinement and purity.

Defined by clean lines and timeless design cues, Contemporary style ovens bring a sense of balance and refinement. A versatile aesthetic that complements a range of kitchen styles.

Distinctive and bold, Professional style ovens are the perfect interpretation of the commercial kitchen for the home chef. Experience refined performance with stainless steel construction that is built to last.

This Planning Guide is for the Minimal style featuring 30" Ovens and Companions. For information on other styles, please visit the Fisher and Paykel website. To see what models are available, head to the 'Overview' section in this Planning Guide.


The models shown in this Planning Guide may not be available in all markets and are subject to change at any time. Product specifications may vary from those shown. This Planning Guide should not be used as installation guidance for any product. Further information is required to safely and correctly install the products featured here. Specific installation guidance will be available with the product on delivery and on our website fisherpaykel.com

FINISH



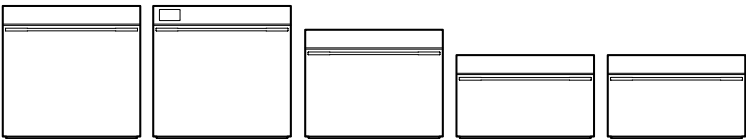
OVENS

SELF- CLEANING	SELF- CLEANING STEAM ASSIST	STEAM		SPEED



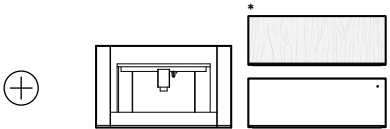
Minimal Handleless Family
Series 9 and 11

Minimal Handle Family
Series 9 and 11

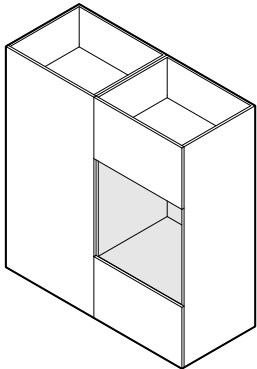


COMPANIONS

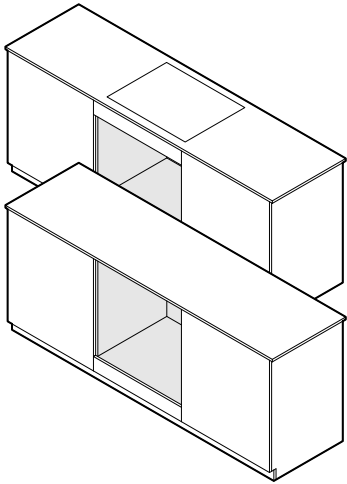
COFFEE MAKER	WARMING DRAWERS VACUUM SEAL DRAWERS
-----------------	--



INSTALLATION OPTIONS



Installation in wall



Installation under-bench

*Integrated model, panel ready for a custom front panel.

The models shown in this Planning Guide may not be available in all markets and are subject to change at any time. Product specifications may vary from those shown. This Planning Guide should not be used as installation guidance for any product. Further information is required to safely and correctly install the products featured here. Specific installation guidance will be available with the product on delivery and on our website fisherpaykel.com

CONSIDERATIONS

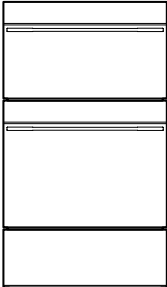
Different configurations possible, consider heights for grid and row installations.

STACK HEIGHT

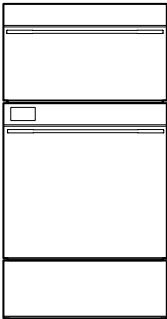
Stack Height is overall product height with minimum clearance above appliance front panel to upper cabinetry front panel or appliance.

STACKED INSTALLATION

Stack Height
52 3/8" (1331mm)

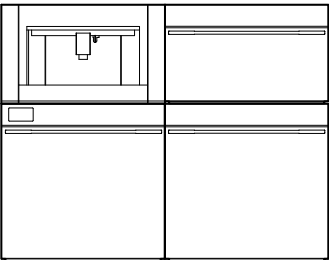


Stack Height
57 9/16" (1462mm)

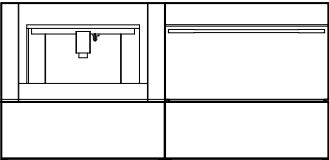


GRID INSTALLATION

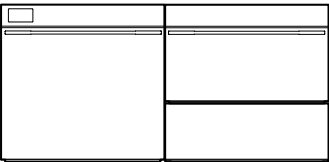
Stack Height
46 7/8" (1191mm)



Stack Height
28 3/4" (731mm)

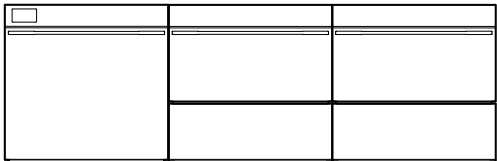


Stack Height
28 3/4" (731mm)



ROW INSTALLATION

Stack Height
28 3/4" (731mm)



The models shown in this Planning Guide may not be available in all markets and are subject to change at any time. Product specifications may vary from those shown. This Planning Guide should not be used as installation guidance for any product. Further information is required to safely and correctly install the products featured here. Specific installation guidance will be available with the product on delivery and on our website fisherpaykel.com

FRONT ELEVATION								
	SELF-CLEANING OVEN	SELF-CLEANING STEAM ASSIST OVEN	COMBI-STEAM OVEN	COMPACT COMBI-STEAM OVEN	COMPACT CONVECTION-SPEED OVEN	BUILT-IN COFFEE MAKER	WARMING DRAWER	VACUUM SEAL DRAWER
Series	Series 9	Series 11	Series 11	Series 9	Series 9	Series 9	Series 9	Series 9
Black Models	OB30SMPUB3	OB30SMPSUB3	OS30SMUB3	OS30NMUB3	OM30NMUB3	EB30MSB3	WB30SMB3	VB30SMB3
Grey Models	OB30SMPUG3	OB30SMPSUG3	OS30SMUG3	OS30NMUG3	OM30NMUG3	-	WB30SMG3	VB30SMG3
Integrated Models	-	-	-	-	-	-	WB30SDEI3	VB30SDEI3
Interface	6.8" Touchscreen	6.8" Touchscreen	6.8" Touchscreen	6.8" Touchscreen	6.8" Touchscreen	4.3" Touchscreen	-	-
Overall Height	28 11/16" (729mm)	28 11/16" (729mm)	23 9/16" (598mm)	18" (458mm)	18" (458mm)	18" (458mm)	10 11/16" (271mm)	10 11/16" (271mm)
Front Panel Thickness	13/16" (20mm)	13/16" (20mm)	13/16" (20mm)	13/16" (20mm)	13/16" (20mm)	13/16" (20mm)	13/16" (20mm)	13/16" (20mm)

*Integrated models available.

The models shown in this Planning Guide may not be available in all markets and are subject to change at any time. Product specifications may vary from those shown. This Planning Guide should not be used as installation guidance for any product. Further information is required to safely and correctly install the products featured here. Specific installation guidance will be available with the product on delivery and on our website fisherpaykel.com

SPECIFICATION GUIDE

SERIES 11 & 9



The models shown in this Planning Guide may not be available in all markets and are subject to change at any time. Product specifications may vary from those shown. This Planning Guide should not be used as installation guidance for any product. Further information is required to safely and correctly install the products featured here. Specific installation guidance will be available with the product on delivery and on our website fisherpaykel.com

OVERVIEW

Designed to complement Minimal style appliances, this handled oven offers a sleek, flush finish that integrates seamlessly into the kitchen. Pyrolytic self-cleaning simplifies maintenance, while intuitive temperature and heat type recommendations accessed via the large touch screen and SmartHQ™ support optimal cooking results across a wide range of functions and food types.

PRODUCTS

OB30SMPUB3 - Black
30" Series 9 Minimal Self-Cleaning Oven

OB30SMPUG3 - Grey
30" Series 9 Minimal Self-Cleaning Oven

SERIES & STYLE

Series 9
Minimal

FEATURES

- ① Minimal style is designed to fit flush with cabinetry. Matches our Minimal style family of appliances
- ② Self-cleaning pyrolytic function breaks down food residue for an easy clean
- ③ Premium soft-close door with advanced thermal performance
- ④ Generous 4.6 cu ft useable capacity
- ⑤ Large 6.8" touchscreen is intuitive and easy to use
- ⑥ Achieve optimal results with temperature and heat type recommendations
- ⑦ Twin vertical fans, perfect for multi-shelf cooking
- ⑧ Includes a wired temperature sensor for real-time monitoring of cooking temperatures
- ⑨ Connected capability via the SmartHQ™ app gives control & visibility from anywhere at anytime

ACCESSORIES

- ① Self-cleaning-proof Side Ladders
- ② Full Extension Sliding Shelf (x3)
- ③ Air Fry Tray
- ④ Multi-functional Deep Roasting Dish
- ⑤ Wired Temperature Sensor



OVERVIEW

Designed to complement Minimal style appliances, this oven delivers a seamless, flush finish – ideal for modern kitchen designs. Steam Assist enhances convection cooking, while pyrolytic cleaning simplifies maintenance. Intuitive temperature and heat type recommendations accessed via the large touch screen and SmartHQ™ support optimal cooking results across a wide range of functions and food types.

PRODUCTS

OB30SMPSUB3 - Black
30" Series 11 Minimal Self-Cleaning Steam Assist Oven

OB30SMPSUG3 - Grey
30" Series 11 Minimal Self-Cleaning Steam Assist Oven

SERIES & STYLE

Series 11
Minimal

ACCESSORIES

- ① Self-cleaning-proof Side Ladders
- ② Full Extension Sliding Shelf (x3)
- ③ Air Fry Tray
- ④ Multi-functional Deep Roasting Dish
- ⑤ Wired Temperature Sensor
- ⑥ Descale Solution - 2 sachets (Part 580925)

FEATURES

- ① Minimal style is designed to fit flush with cabinetry. Matches our Minimal style family of appliances
- ② Steam Assist combines convection heat with steam to enhance the cooking process
- ③ Self-cleaning pyrolytic function breaks down food residue for an easy clean
- ④ Premium soft-close door with advanced thermal performance
- ⑤ Generous 4.6 cu ft useable capacity
- ⑥ Large 6.8" touchscreen is intuitive and easy to use
- ⑦ Achieve optimal results with temperature and heat type recommendations
- ⑧ Twin vertical fans, perfect for multi-shelf cooking
- ⑨ Includes a wired temperature sensor for real-time monitoring of cooking temperatures
- ⑩ Connected capability via the SmartHQ™ app gives control & visibility from anywhere at anytime

The models shown in this Planning Guide may not be available in all markets and are subject to change at any time. Product specifications may vary from those shown. This Planning Guide should not be used as installation guidance for any product. Further information is required to safely and correctly install the products featured here. Specific installation guidance will be available with the product on delivery and on our website fisherpaykel.com



The models shown in this Planning Guide may not be available in all markets and are subject to change at any time. Product specifications may vary from those shown. This Planning Guide should not be used as installation guidance for any product. Further information is required to safely and correctly install the products featured here. Specific installation guidance will be available with the product on delivery and on our website fisherpaykel.com

OVERVIEW

Minimal style appliances, this Combi-Steam oven delivers a seamless, flush finish – ideal for modern kitchen designs. Featuring a larger cavity ideal for cooking larger dishes and multiple trays simultaneously. With versatile cooking options including steam or convection, plus a Steam Clean function for easy maintenance. Intuitive temperature and heat type recommendations can be accessed via the large touch screen and SmartHQ™, to support optimal cooking results across a wide range of functions and food types.

PRODUCTS

OS30SMUB3 - Black
30" Series 11 Minimal Combi-Steam Oven

OS30SMUG3 - Grey
30" Series 11 Minimal Combi-Steam Oven

SERIES & STYLE

Series 11
Minimal

ACCESSORIES

- ① Chrome Side Ladders
- ② Full Extension Sliding Shelf (x2)
- ③ Step Down Wire Shelf
- ④ Roasting Dish
- ⑤ Broil Rack

FEATURES

- ① Minimal style is designed to fit flush with cabinetry. Matches our Minimal style family of appliances
- ② Versatile cooking options with steam or convection heat for optimal results
- ③ Premium soft open and close door
- ④ Generous 2.5 cu ft useable capacity with four shelf positions
- ⑤ Large 6.8" touchscreen is intuitive and easy to use
- ⑥ Achieve optimal results with temperature and heat type recommendations
- ⑦ Moisture control and even heat distribution thanks to ActiveVent™ and AeroTech™ technology
- ⑧ Steam Clean function ensures a spotless oven with minimal effort
- ⑨ Includes a wired temperature sensor for real-time monitoring of cooking temperatures
- ⑩ Connected capability via the SmartHQ™ app gives control & visibility from anywhere at anytime

ACCESSORIES

- ⑥ Smokeless Broil Tray
- ⑦ Large Perforated Steam Dish
- ⑧ Small Perforated Steam Dish
- ⑨ Large Steam Dish
- ⑩ Wired Temperature Sensor
- ⑪ Descale Solution - 2 sachets (Part 580925)



OVERVIEW

Designed to complement Minimal style appliances, this Combi-Steam oven delivers a seamless, flush finish – ideal for modern kitchen designs. With versatile cooking options including steam or convection, plus a Steam Clean function for easy maintenance. Intuitive temperature and heat type recommendations can be accessed via the large touch screen and SmartHQ™, to support optimal cooking results across a wide range of functions and food types.

PRODUCTS

OS30NMUB3 - Black
30" Series 9 Minimal Compact Combi-Steam Oven

OS30NMUG3 - Grey
30" Series 9 Minimal Compact Combi-Steam Oven

SERIES & STYLE

Series 9
Minimal

ACCESSORIES

- ① Chrome Side Ladders
- ② Full Extension Sliding Shelf
- ③ Step Down Wire Shelf
- ④ Flat Brushed Baking Tray
- ⑤ Roasting Dish
- ⑥ Broil Rack

FEATURES

- ① Minimal style is designed to fit flush with cabinetry. Matches our Minimal style family of appliances
- ② Versatile cooking options with steam or convection heat for optimal results
- ③ Premium soft open and close door
- ④ 1.6 cu ft useable capacity with four shelf positions
- ⑤ Large 6.8" touchscreen is intuitive and easy to use
- ⑥ Achieve optimal results with temperature and heat type recommendations
- ⑦ Moisture control and even heat distribution thanks to ActiveVent™ and AeroTech™ technology
- ⑧ Steam Clean function ensures a spotless oven with minimal effort
- ⑨ Includes a wired temperature sensor for real-time monitoring of cooking temperatures
- ⑩ Connected capability via the SmartHQ™ app gives control & visibility from anywhere at anytime

ACCESSORIES

- ⑦ Large Perforated Steam Dish
- ⑧ Small Perforated Steam Dish
- ⑨ Large Steam Dish
- ⑩ Wired Temperature Sensor
- ⑪ Descale Solution - 2 sachets (Part 580925)

The models shown in this Planning Guide may not be available in all markets and are subject to change at any time. Product specifications may vary from those shown. This Planning Guide should not be used as installation guidance for any product. Further information is required to safely and correctly install the products featured here. Specific installation guidance will be available with the product on delivery and on our website fisherpaykel.com



The models shown in this Planning Guide may not be available in all markets and are subject to change at any time. Product specifications may vary from those shown. This Planning Guide should not be used as installation guidance for any product. Further information is required to safely and correctly install the products featured here. Specific installation guidance will be available with the product on delivery and on our website fisherpaykel.com

OVERVIEW

Designed to complement Minimal style appliances, this Convection-Speed oven delivers a seamless, flush finish – ideal for modern kitchen designs. With versatile cooking options including microwave or convection for efficient heating across a variety of dishes. Intuitive temperature and heat type recommendations can be accessed via the large touch screen and SmartHQ™, to support optimal cooking results across a wide range of functions and food types.

PRODUCTS

OM30NMUB3 - Black
30" Series 9 Minimal Compact Convection-Speed Oven

OM30NMUG3 - Grey
30" Series 9 Minimal Compact Convection-Speed Oven

SERIES & STYLE

Series 9
Minimal

FEATURES

- ① Minimal style is designed to fit flush with cabinetry. Matches our Minimal style family of appliances
- ② Combines fast microwave cooking with even convection heat for versatile, efficient heating across a variety of dishes
- ③ With soft open and close, the CoolTouch door is safe to touch from the outside - protecting hands and surrounding cabinetry
- ④ Generous 38L useable capacity with four shelf positions
- ⑤ Large 6.8" touchscreen is intuitive and easy to use
- ⑥ Achieve optimal results with temperature and heat type recommendations
- ⑦ 22 functions, including four microwave-only, 14 traditional oven and four combination settings
- ⑧ Includes a wired temperature sensor for real-time monitoring of cooking temperatures
- ⑨ Connected capability via the SmartHQ™ app gives control & visibility from anywhere at anytime

ACCESSORIES

- ① Chrome Side Ladders
- ② Wire Shelf
- ③ Step Down Wire Shelf
- ④ Broil Rack
- ⑤ Glass Tray
- ⑥ Wired Temperature Sensor



OVERVIEW

Designed to complement Minimal style appliances, this Coffee Maker delivers a seamless, flush finish – ideal for modern kitchen designs. It remembers your favorite brews over time, offering personalized coffee at the touch of a button. With precise grinding, creamy milk frothing, and effortless self-cleaning, it brings barista-quality coffee home.

PRODUCTS

EB30MSB3 - Black
30" Series 9 Minimal Built-in Coffee Maker

SERIES & STYLE

Series 9
Minimal


FEATURES

- ① Minimal style is designed to fit flush with cabinetry. Matches our Minimal style family of appliances
- ② Intuitive touch display brews a perfect cup of coffee at the touch of a button
- ③ Programmable timer turns on the Coffee Maker at the ideal time each day
- ④ Personalised coffee and smart self-learning menu preferences with 13 functions to suit any taste
- ⑤ Allows you to prepare hot milk or creamy froth in seconds
- ⑥ Stainless steel conical burr grinder with 13 coarseness positions
- ⑦ 15 bar pump pressure
- ⑧ Self-cleaning function and easy to empty coffee grounds container and drip tray
- ⑨ 81 fl oz (2.4L) water tank capacity

ACCESSORIES

- ① Milk Container (Auto-Froth)
- ② Steam Wand
- ③ Coffee Spoon
- ④ Cleaning Brush
- ⑤ Descaler Solution - 1 bottle
- ⑥ Water Hardness Indicator Paper
- ⑦ Water Filter

The models shown in this Planning Guide may not be available in all markets and are subject to change at any time. Product specifications may vary from those shown. This Planning Guide should not be used as installation guidance for any product. Further information is required to safely and correctly install the products featured here. Specific installation guidance will be available with the product on delivery and on our website fisherpaykel.com



OVERVIEW

Designed to complement Minimal style appliances, this Warming Drawer delivers a seamless, flush finish – ideal for modern kitchen designs. Featuring a push-to-open mechanism, intuitive touch controls, and a smooth glass base for easy cleaning. With six tailored programmes and space for 16 place settings, it keeps meals ready to serve.

PRODUCTS

WB30SMB3 - Black
30" Series 9 Minimal Warming Drawer

WB30SMG3 - Grey
30" Series 9 Minimal Warming Drawer

SERIES & STYLE

Series 9
Minimal


FEATURES

- ① Minimal style is designed to fit flush with cabinetry. Matches our Minimal style family of appliances
- ② Push-to-open drawer, designed for added convenience
- ③ Simple and intuitive touch controls for effortless operation
- ④ Easy-to-clean glass base
- ⑤ Automatic switch-off and delayed start functionality to help keep dishes warm until it is time to serve
- ⑥ Room for 16 standard-sized place settings
- ⑦ Six tailored programmes for Warming, Proofing, Dehydrating, and Slow Cooking offer convenience and flexibility

ACCESSORIES

- ① Accessory rack for optimising space

The models shown in this Planning Guide may not be available in all markets and are subject to change at any time. Product specifications may vary from those shown. This Planning Guide should not be used as installation guidance for any product. Further information is required to safely and correctly install the products featured here. Specific installation guidance will be available with the product on delivery and on our website fisherpaykel.com



OVERVIEW

Panel ready design allows for seamless integration and customisation of this Warming Drawer with kitchen cabinetry for a cohesive kitchen look. Featuring a push-to-open mechanism, intuitive touch controls, and a smooth glass base for easy cleaning. With six tailored programmes and space for 16 place settings, it keeps meals ready to serve.

PRODUCTS

WB30SDEI3*
30" Series 9 Integrated Warming Drawer

*Panel ready.

SERIES & STYLE

Series 9
Integrated



FEATURES

- ① Panel ready design allows for seamless integration and customisation with kitchen cabinetry for a cohesive kitchen look
- ② Push-to-open drawer, designed for added convenience
- ③ Simple and intuitive touch controls for effortless operation
- ④ Automatic switch-off and delayed start functionality, to help keep dishes warm until it is time to serve
- ⑤ Room for 16 standard-sized place settings
- ⑥ Six tailored programmes for Warming, Proofing, Dehydrating, and Slow Cooking offer convenience and flexibility
- ⑦ Six tailored programmes for Warming, Proofing, Dehydrating, and Slow Cooking offer convenience and flexibility

ACCESSORIES

- ① Accessory rack for optimising space

The models shown in this Planning Guide may not be available in all markets and are subject to change at any time. Product specifications may vary from those shown. This Planning Guide should not be used as installation guidance for any product. Further information is required to safely and correctly install the products featured here. Specific installation guidance will be available with the product on delivery and on our website fisherpaykel.com



OVERVIEW

Designed to complement Minimal style appliances, this Vacuum Seal Drawer delivers a seamless, flush finish – ideal for modern kitchen designs. A push-to-open mechanism and intuitive touch controls offer effortless use, while three vacuum and heat sealing levels support sous vide preparation, marinating, and food storage, using reusable and BPA-free food-grade bags.

PRODUCTS

VB30SMB3 - Black
30" Series 9 Minimal Vacuum Seal Drawer

VB30SMG3 - Grey
30" Series 9 Minimal Vacuum Seal Drawer

SERIES & STYLE

Series 9
Minimal

FEATURES

- ① Minimal style is designed to fit flush with cabinetry. Matches our Minimal style family of appliances
- ② Push-to-open drawer, designed for added convenience
- ③ Simple and intuitive touch controls for effortless operation
- ④ Easy-to-clean glass base
- ⑤ Three levels of vacuum and heat sealing - for easy re-sealing, food portioning, marinating, storage and extending shelf life
- ⑥ Allows effortless preparation for sous vide cooking
- ⑦ Our food-grade, BPA-free bags are an excellent storage option — these can be re-used if sealed and cut appropriately.

ACCESSORIES

- ① Large BPA-free Vacuum Bags - 50 bags (Part 793034)
- ② Small BPA-free Vacuum Bags - 50 bags (Part 793033)
- ③ External Vacuuming Accessory Kit

The models shown in this Planning Guide may not be available in all markets and are subject to change at any time. Product specifications may vary from those shown. This Planning Guide should not be used as installation guidance for any product. Further information is required to safely and correctly install the products featured here. Specific installation guidance will be available with the product on delivery and on our website fisherpaykel.com



Integrated Vacuum Seal Drawer VB30SMB3 with Compact Combi-Steam Oven OS30NMUB3



Integrated Vacuum Seal Drawer VB30SMG3

OVERVIEW

Panel ready design allows for seamless integration and customisation of this Vacuum Seal Drawer with kitchen cabinetry for a cohesive kitchen look. A push-to-open mechanism and intuitive touch controls offer effortless use, while three vacuum and heat sealing levels support sous vide preparation, marinating, and food storage, using reusable and BPA-free food-grade bags.

PRODUCTS

VB30SDEI3*
30" Series 9 Integrated Vacuum Seal Drawer

*Panel ready.

SERIES & STYLE

Series 9
Integrated

FEATURES

- ① Panel ready design allows for seamless integration and customisation with kitchen cabinetry for a cohesive kitchen look
- ② Push-to-open drawer, designed for added convenience
- ③ Simple and intuitive touch controls for effortless operation
- ④ Three levels of vacuum and heat sealing - for easy re-sealing, food portioning, marinating, storage and extending shelf life
- ⑤ Allows effortless preparation for sous vide cooking
- ⑥ Our food-grade, BPA-free bags are an excellent storage option — these can be re-used if sealed and cut appropriately.

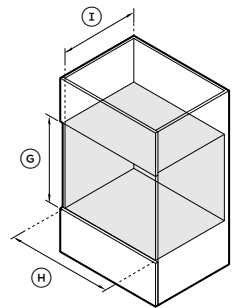
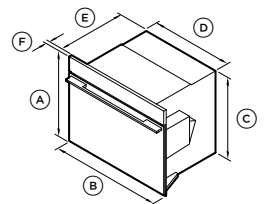
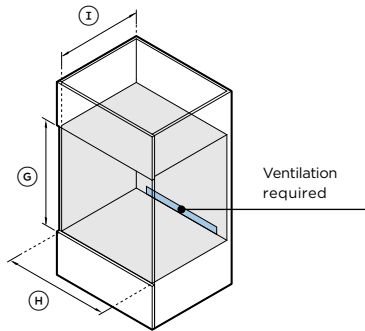
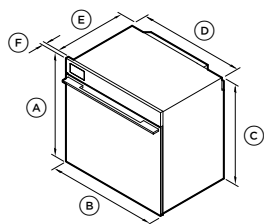
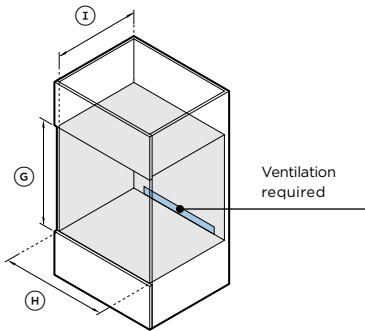
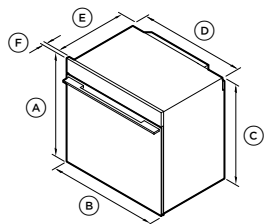
ACCESSORIES

- ① Large BPA-free Vacuum Bags - 50 bags (Part 793034)
- ② Small BPA-free Vacuum Bags - 50 bags (Part 793033)
- ③ External Vacuuming Accessory Kit

The models shown in this Planning Guide may not be available in all markets and are subject to change at any time. Product specifications may vary from those shown. This Planning Guide should not be used as installation guidance for any product. Further information is required to safely and correctly install the products featured here. Specific installation guidance will be available with the product on delivery and on our website fisherpaykel.com

PRODUCT DIMENSIONS

CAVITY DIMENSIONS



PRODUCT DIMENSIONS		
A	Overall height	
B	Overall width	
C	Chassis height	
D	Chassis width	
E	Chassis depth	
F	Control panel thickness	
	Depth with door fully open*	

*Measured from front of control panel.

CAVITY DIMENSIONS		
G	Minimum inside height of cavity	
H	Minimum inside width of cavity	
I	Minimum inside depth of cavity*	
	Recommended cabinet height	
	Recommended cabinet width	

*Measured from front of chassis.**Requires ventilation at the rear of the cavity.

SELF-CLEANING OVEN		
OB30SMPUB3, OB30SMPUG3		
	inch	mm
A	28 11/16	729
B	29 7/8	758
C	27 7/8	708
D	28 3/8	720
E	22 5/8	575
F	13/16	20
	23 3/8	594

	inch	mm
G	28 1/32	712
H	28 1/2	724
I	23 1/2**	597**
	28 3/4	731
	30	762

SELF-CLEANING STEAM ASSIST OVEN		
OB30SMPSUB3, OB30SMPSUG3		
	inch	mm
A	28 11/16	729
B	29 7/8	758
C	27 7/8	708
D	28 3/8	720
E	22 5/8	575
F	13/16	20
	23 3/8	594

	inch	mm
G	28 1/32	712
H	28 1/2	724
I	23 1/2**	597**
	28 3/4	731
	30	762

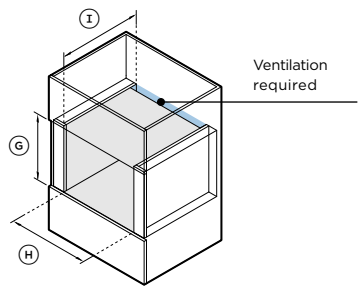
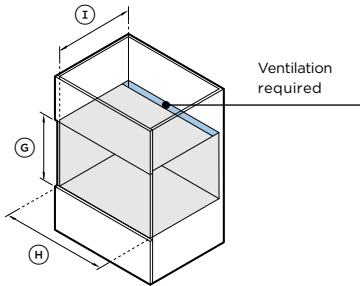
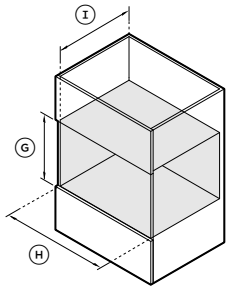
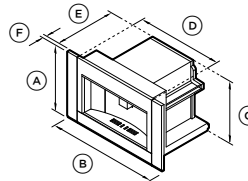
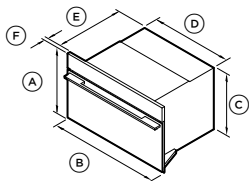
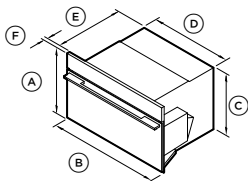
COMBI-STEAM OVEN		
OS30SMUB3, OS30SMUG3		
	inch	mm
A	23 9/16	598
B	29 7/8	758
C	22 5/8	575
D	28 3/8	720
E	22 7/16	545
F	13/16	20
	18 1/8	460

	inch	mm
G	22 13/16	580
H	28 1/2	724
I	21 5/8	550
	24	600
	30	762

The models shown in this Planning Guide may not be available in all markets and are subject to change at any time. Product specifications may vary from those shown. This Planning Guide should not be used as installation guidance for any product. Further information is required to safely and correctly install the products featured here. Specific installation guidance will be available with the product on delivery and on our website fisherpaykel.com

PRODUCT DIMENSIONS

CAVITY DIMENSIONS



PRODUCT DIMENSIONS	
A Overall height	18
B Overall width	29 7/8
C Chassis height	17 1/8
D Chassis width	28 3/8
E Chassis depth	21 7/16
F Control panel thickness	13/16
Depth with door fully open**	12 5/8

*Measurements with trim kit. **Measured from front of control panel.

CAVITY DIMENSIONS	
G Minimum inside height of cavity	17 5/16
H Minimum inside width of cavity	28 1/2
I Minimum inside depth of cavity*	21 5/8
Recommended cabinet height	18 1/8
Recommended cabinet width	30

*Measured from front of chassis. **Requires ventilation at the rear of the cavity. ***Cabinetry requires additional vertical sidewalls to secure the product.

COMPACT COMBI-STEAM OVEN OS30NMUB3, OS30NMUG3		
	inch	mm
A Overall height	18	458
B Overall width	29 7/8	758
C Chassis height	17 1/8	435
D Chassis width	28 3/8	720
E Chassis depth	21 7/16	545
F Control panel thickness	13/16	20
Depth with door fully open**	12 5/8	320

	inch	mm
G Minimum inside height of cavity	17 5/16	440
H Minimum inside width of cavity	28 1/2	724
I Minimum inside depth of cavity*	21 5/8	550
Recommended cabinet height	18 1/8	460
Recommended cabinet width	30	762

COMPACT CONVECTION-SPEED OVEN OM30NMUB3, OM30NMUG3		
	inch	mm
A Overall height	18	458
B Overall width	29 7/8	758
C Chassis height	17 1/8	435
D Chassis width	28 3/8	720
E Chassis depth	21 7/16	545
F Control panel thickness	13/16	20
Depth with door fully open**	12 5/8	320

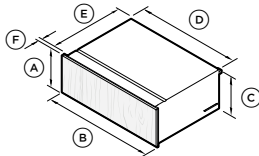
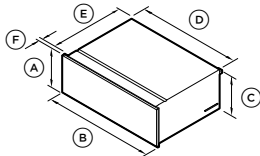
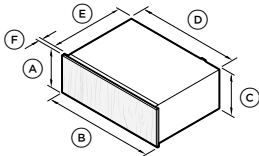
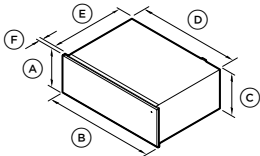
	inch	mm
G Minimum inside height of cavity	17 5/16	440
H Minimum inside width of cavity	28 1/2	724
I Minimum inside depth of cavity*	21 5/8**	550**
Recommended cabinet height	18 1/8	460
Recommended cabinet width	30	762

BUILT-IN COFFEE MAKER EB30MSB3		
	inch	mm
A Overall height	18*	458*
B Overall width	29 7/8*	758*
C Chassis height	17 1/2	445
D Chassis width	22 1/16	560
E Chassis depth	18 1/8	460
F Control panel thickness	13/16*	20*
Depth with door fully open**	-	-

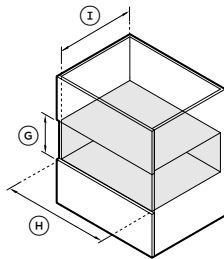
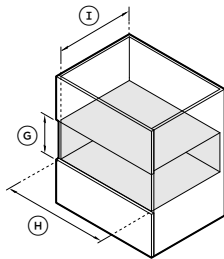
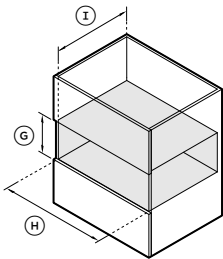
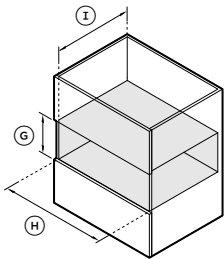
	inch	mm
G Minimum inside height of cavity	17 3/4	450
H Minimum inside width of cavity	22 1/16***	560***
I Minimum inside depth of cavity*	22 1/16**	560**
Recommended cabinet height	18 1/8	460
Recommended cabinet width	30	762

The models shown in this Planning Guide may not be available in all markets and are subject to change at any time. Product specifications may vary from those shown. This Planning Guide should not be used as installation guidance for any product. Further information is required to safely and correctly install the products featured here. Specific installation guidance will be available with the product on delivery and on our website fisherpaykel.com

PRODUCT DIMENSIONS



CAVITY DIMENSIONS



PRODUCT DIMENSIONS	
(A) Overall height	10 11/16
(B) Overall width	29 7/8
(C) Chassis height	10 11/16
(D) Chassis width	27 3/4
(E) Chassis depth*	21 9/16
(F) Front panel thickness	13/16
Front panel height	10 1/2
Front panel width	29 7/8

WARMING DRAWER	
WB30SMB3, WB30SMG3	
inch	mm
(A) Overall height	10 11/16 271
(B) Overall width	29 7/8 758
(C) Chassis height	10 11/16 271
(D) Chassis width	27 3/4 704
(E) Chassis depth*	21 9/16 547
(F) Front panel thickness	13/16 20
Front panel height	10 1/2 267
Front panel width	29 7/8 758

INTEGRATED WARMING DRAWER	
WB30SDEI3	
inch	mm
(A) Overall height	10 11/16 271
(B) Overall width	29 7/8 758
(C) Chassis height	10 11/16 271
(D) Chassis width	27 3/4 704
(E) Chassis depth*	21 9/16 547
(F) Front panel thickness	min 5/8*** min 16***
Front panel height	10 1/2 267
Front panel width	29 7/8 758

VACUUM SEAL DRAWER	
VB30SMB3, VB30SMG3	
inch	mm
(A) Overall height	10 11/16 271
(B) Overall width	29 7/8 758
(C) Chassis height	10 11/16 271
(D) Chassis width	28 1/2** 724**
(E) Chassis depth*	21 11/16 551
(F) Front panel thickness	13/16 20
Front panel height	10 1/2 267
Front panel width	29 7/8 758

INTEGRATED VACUUM SEAL DRAWER	
VB30SDEI3	
inch	mm
(A) Overall height	10 11/16 271
(B) Overall width	29 7/8 758
(C) Chassis height	10 11/16 271
(D) Chassis width	28 1/2** 724**
(E) Chassis depth*	21 11/16 551
(F) Front panel thickness	min 5/8*** min 16***
Front panel height	10 1/2 267
Front panel width	29 7/8 758

*Including power plug. **Including side brackets. ***A clearance of 1/16" (2mm) between the cabinet and the custom panel is required for the push-to-open mechanism (spacer included). Maximum custom panel weight 11 lb (5kg).

CAVITY DIMENSIONS	
(G) Minimum inside height of cavity	10 3/4
(H) Minimum inside width of cavity	28 1/2
(I) Minimum inside depth of cavity*	22 13/16
Recommended cabinet height	10 3/4
Recommended cabinet width	30

inch	mm
(G) Minimum inside height of cavity	10 3/4 273
(H) Minimum inside width of cavity	28 1/2 724
(I) Minimum inside depth of cavity*	22 13/16 580
Recommended cabinet height	10 3/4 273
Recommended cabinet width	30 762

inch	mm
(G) Minimum inside height of cavity	10 3/4 273
(H) Minimum inside width of cavity	28 1/2 724
(I) Minimum inside depth of cavity*	22 13/16 580
Recommended cabinet height	10 3/4 273
Recommended cabinet width	30 762

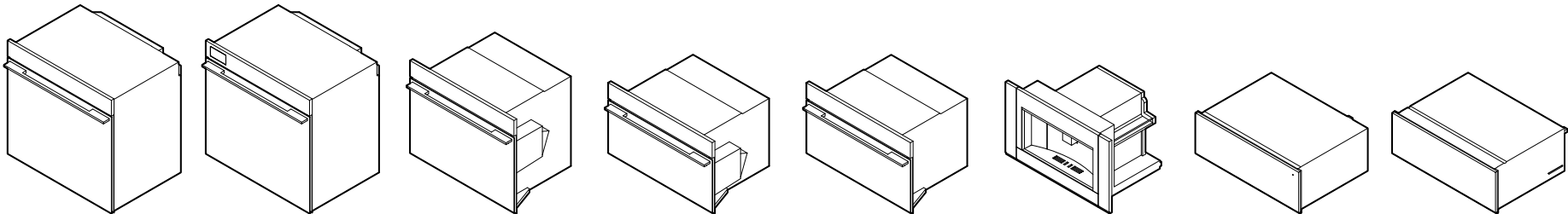
inch	mm
(G) Minimum inside height of cavity	10 3/4 273
(H) Minimum inside width of cavity	28 1/2 724
(I) Minimum inside depth of cavity*	22 13/16 580
Recommended cabinet height	10 3/4 273
Recommended cabinet width	30 762

inch	mm
(G) Minimum inside height of cavity	10 3/4 273
(H) Minimum inside width of cavity	28 1/2 724
(I) Minimum inside depth of cavity*	22 13/16 580
Recommended cabinet height	10 3/4 273
Recommended cabinet width	30 762

*Measured from front of chassis.
Note: Drawers can fully support 30inch Fisher & Paykel ovens, without adding shelf in between.

The models shown in this Planning Guide may not be available in all markets and are subject to change at any time. Product specifications may vary from those shown. This Planning Guide should not be used as installation guidance for any product. Further information is required to safely and correctly install the products featured here. Specific installation guidance will be available with the product on delivery and on our website [fisherpaykel.com](https://www.fisherpaykel.com)

ISOMETRIC
VIEW



	SELF-CLEANING OVEN OB30SMPUB3, OB30SMPUG3	SELF-CLEANING STEAM ASSIST OVEN OB30SMPSUB3, OB30SMPSUG3	COMBI-STEAM OVEN OS30SMUB3, OS30SMUG3	COMPACT COMBI-STEAM OVEN OS30NMUB3, OS30NMUG3	COMPACT CONVECTION- SPEED OVEN OM30NMUB3, OM30NMUG3	BUILT-IN COFFEE MAKER EB30MSB3	WARMING DRAWER WB30SMB3, WB30SMG3, WB30SDEI3	VACUUM SEAL DRAWER VB30SMB3, VB30SMG3, VB30SDEI3
PRODUCT REQUIREMENTS								
Supply	208 or 240 V, 60 Hz	208 or 240 V, 60 Hz	208 or 240 V, 60 Hz	208 or 240 V, 60 Hz	208 or 240 V, 60 Hz	120 V, 60 Hz	120 V, 60 Hz	120 V, 60 Hz
Service	20 A	20 A	20 A	20 A	20 A	10 A	10 A	10 A
Connection	Hard wired 78 3/4"(2000mm)	Hard wired 78 3/4"(2000mm)	Hard wired 78 3/4"(2000mm)	Hard wired 78 3/4"(2000mm)	Hard wired 78 3/4"(2000mm)	Plug with flex cord 66 15/16" (1700mm)	Plug with flex cord 70 7/8" (1800mm)	Plug with flex cord 70 7/8" (1800mm)
CAPACITY								
Total Oven capacity	4.9cu ft (137L)	4.9cu ft (137L)	3cu ft (85L)	1.9cu ft (55L)	1.7cu ft (49L)	-	-	-
Total water tank capacity	-	22.65fl oz (0.67L)	47.3fl oz (1.4L)	47.3fl oz (1.4L)	-	81 fl oz (2.4L)	-	-

Note: All Coffee Makers and Steam Ovens have internal water tanks which need to be filled manually. No external water supply is required.

The models shown in this Planning Guide may not be available in all markets and are subject to change at any time. Product specifications may vary from those shown. This Planning Guide should not be used as installation guidance for any product. Further information is required to safely and correctly install the products featured here. Specific installation guidance will be available with the product on delivery and on our website fisherpaykel.com

