



**5 CCT SELECTABLE**

**TELESCOPING NECK**

**4" AND 5"/6" MODELS  
OFFERED**

**SUGGESTED APPLICATIONS**

Residential  
Multifamily  
Hospitality

**QUICKTRIM®**  
**RETROFIT DOWNLIGHT**  
CCT SELECTABLE



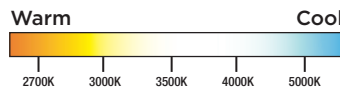
S29599



S29598



**ColorQuick®**  
Selectable Color Technology



Designed as a direct replacement for traditional cans and reflector lamps, SATCO|NUVO's LED QuickTrim Downlights are the easiest solution to upgrade downlighting on the market. The adjustable neck adapts to a variety of legacy recessed housing depths making retrofitting a breeze. Once existing lamps and trims are removed, simply set the CCT switch to the desired color temperature, screw the base in just like you would a lamp, and push up on the trim until it's flush with the ceiling. Ideal for use in residential, multifamily and hospitality applications to provide a current look without the work.



## GENERAL SPECIFICATIONS

**Range Voltage:** 120V  
**Frequency:** 60Hz  
**Power Factor:** <100%  
**Dimming:** Phase-Cut Dimmable Down to 10%  
**CCT Selectable:** 2700K/3000K/3500K/4000K/5000K  
**Efficacy:** Up to 66 LPW  
**CRI:** 80+  
**Location Rating:** Damp  
**Beam Angle:** 110°

**Ambient Operating Temperature:** -20°C (-4°F) to +40°C (+104°F)  
**IC Rated:** Yes  
**Construction:** Polycarbonate  
**Lens Construction:** Polycarbonate  
**Trim Finish:** White  
**Base:** E26, Medium  
**Functional Life:** 25,000 Hours  
**Warranty:** 3 Years

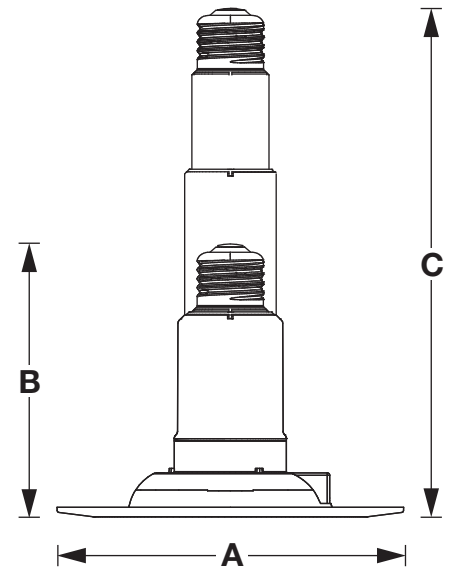
## ITEM SPECIFICATIONS / ORDER INFO




Item	Size	Lumens	Watts	Incandescent Replacement Wattage	Input Current	CCT	Beam Angle
S29598	4"	500	8.5W	45W	0.07A	2700K/3000K/3500K/4000K/5000K	110°
S29599	5"/6"	800	12W	65W	0.10A	2700K/3000K/3500K/4000K/5000K	110°

## DIMENSIONS / WEIGHTS

Item	Diameter (A)	Minimum Height (B)	Maximum Height (C)	Weight
S29598	5.35"	4.21"	7.86"	0.25 Lbs
S29599	7.48"	4.45"	8.01"	0.38 Lbs



## FEATURES



Durable Polycarbonate Lense



E26 Base



CCT Selectable Switch



Telescoping Neck

This device complies with Part 15 of the FCC Rules. Operation is subject to the following two conditions: (1) this device may not cause harmful interference, and (2) this device must accept any interference received, including interference that may cause undesired operation.

Fixture may not be compatible with all dimmers. See [satco.com](http://satco.com) for dimming compatibility.

Meets requirements of ICES-005 issue 5 class B for use in residential applications.

WARNING: Some products included in this specification sheet may be subject to the warning requirements of California's Proposition 65.

Please refer to your product packaging for more information.

Replacement wattage shown depends on application and fixture.

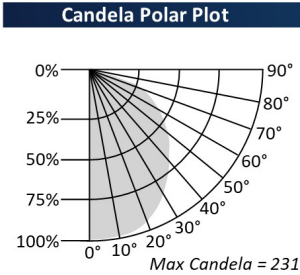
Specifications are subject to change without prior notice.

Visit [satco.com/service/warranty](http://satco.com/service/warranty) for complete warranty details.

**PHOTOMETRICS**
**SATCO Item: S29598**

Description: 8.5WLED/4"TRIM/5CCT/120V/2PK  
 ColorQuick Setting: 2700K  
 634 LM, 8.5 W, 75 LPW  
 Beam Angle: 106°  
 Field Angle: 159°  
 Spacing Criteria (0°-180°): 1.23  
 Spacing Criteria (90°-270°): 1.23

Zonal Lumens		
Zone	Lumens	%Luminaire
0-30°	176	27.7%
0-40°	285	44.9%
0-60°	493	77.8%
0-90°	634	100.0%
90-180°	0	0.0%
0-180°	634	100.0%
Lumen Multiplier		
2700K	3000K	3500K
4000K	5000K	
1.00	1.10	1.15
1.19	1.14	



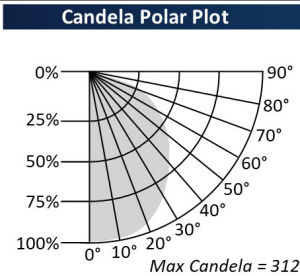
**Illumination at Distance**

Distance	Center Beam	Beam Spread
4ft	14fc	10.7ft
6ft	6fc	16.0ft
8ft	4fc	21.4ft
10ft	2fc	26.7ft
12ft	2fc	32.1ft

**SATCO Item: S29599**

Description: 12WLED/5-6"TRIM/5CCT/120V/2PK  
 ColorQuick Setting: 2700K  
 866 LM, 12 W, 72 LPW  
 Beam Angle: 108°  
 Field Angle: 158°  
 Spacing Criteria (0°-180°): 1.22  
 Spacing Criteria (90°-270°): 1.22

Zonal Lumens		
Zone	Lumens	%Luminaire
0-30°	238	27.5%
0-40°	387	44.7%
0-60°	673	77.7%
0-90°	866	100.0%
90-180°	0	0.0%
0-180°	866	100.0%
Lumen Multiplier		
2700K	3000K	3500K
4000K	5000K	
1.00	1.12	1.12
1.18	1.15	



**Illumination at Distance**

Distance	Center Beam	Beam Spread
4ft	20fc	10.9ft
6ft	9fc	16.4ft
8ft	5fc	21.9ft
10ft	2fc	27.3ft
12ft	2fc	32.8ft