


TECHNICAL DATA SHEET



- DIAMETER** • 4.0
- SHANK** • Ring
- FINISHES**
 - Electro Galv. + hardened
 - GALV-PLUS®
- COLLATION** • Paper laminated strip nails
- TOOLS** • F250 PPN - PPN 50i

MATERIAL PROPERTIES / DIMENSIONS

- **Tensile strength wire:**
minimum 700 N/mm² (for non hardened nails)
Hardened minimum; HRC 39-44
- **Diameter, Shank Ds⁽¹⁾:**
4.0 mm
- **Diameter, Profile minimum Dp:**
4.3 mm
- **Diameter, Head Dh⁽²⁾:**
8.0 mm
- **Nail length total Lt⁽¹⁾:**
35 / 40 / 50 mm

INTENDED USE - CORROSION PROTECTION

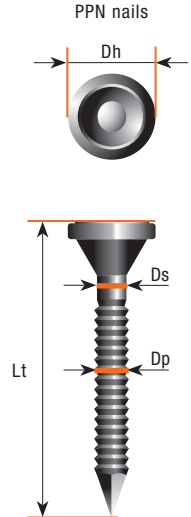
- **Steel-to-Timber**

Finishes	Eurocode 5 Service Class	Label colour on packaging
Electro Galv. 12 µm Hardened EN10269	Service Class 1 Indoor use	Purple
GALV-PLUS® Zn/Al coated wire 1010 - ASTM A510	Service Class 2 Outdoor protected use	

NAIL DIMENSIONS*

Ds (in mm)	Length Lt (in mm)
4.0	35
4.0	40
4.0	50


* In order to select the correct nail length for a given connection please always consult standards and good practice on your local market. Please check availability of the different dimensions in your local product catalogue.



CHARACTERISTIC PARAMETERS

Calculated or tested according to EUROCODE 5

Withdrawal $F_{ax,Rk}$ [N]	Shear capacity	
	$F_{v,Rk}$ [N] Thin plates (0,9 ≤ t < 2 mm)	$F_{v,Rk}$ [N] Thick plates (2 ≤ t ≤ 4 mm)
35 mm: 573	35 mm: 1467	35 mm: 1595
40 mm: 1027	40 mm: 1877	40 mm: 2040
50 mm: 1498	50 mm: 2244	50 mm: 2439



- Values are based on a characteristic wood density of 350 kg/m³.
- Characteristic parameters must always be reduced to design values by using partial factors.
- Values are according to ETA-09/0273.

¹ Tolerance according to EN10218-2 for wire diameter and according to EN14592 for the nail length.
² Tolerance ± 0.3 mm.