

# ***GENERATOR***

EU65is  
EU65is1  
EU65isN1

**PARTS CATALOGUE**

**4**



EU65is

---

FOREWORD INDEX

**1**

---

ENGINE GROUP

**2**

---

FRAME GROUP

**3**

---

PART NUMBER INDEX

**4**

---

PART NAME INDEX

**5**

---



**Instruction for use of parts catalogue**

- **This parts catalogue was prepared based on the latest information available as of February 01, 2012.**
- See the parts catalogue news for any revision that is made after February 01, 2012.
- **Always specify the part number when ordering a part.**
  - Check the model, type, serial numbers, color, maker, and the size as needed before ordering a part.
  - Note that the illustrations (part drawings) can differ from the actual parts in shape. They are given just to help you to refer to the parts.
- **When modifications or additions to this parts catalogue are made, a revised edition will be issued at an appropriate time, with successively progressing revision numbers on the cover. We recommend obtaining such revisions in order to keep your parts catalogue up-to-date at all times. To check whether a parts catalogue revision has been issued, please contact your Honda distributor.**

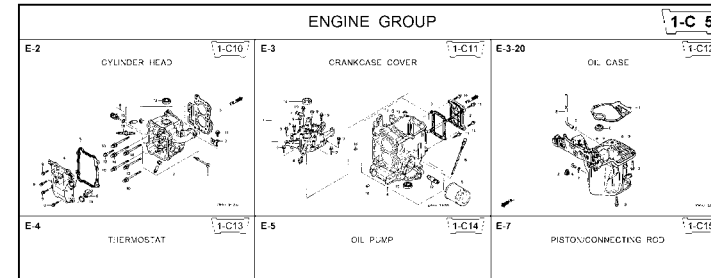
Initial version issue date February 10, 2007  
**Honda Motor Co., Ltd.**

**CONTENTS**

	Page	Address No.	
● Instruction for use of parts catalogue .....	1	B 1	<b>1</b>
● How to refer to the part information .....	2	B 2	
● Part catalogue structure .....	3	B 3	
● When the parts were revised.....	4	B 4	
● Abbreviations used in the parts catalogue.....	4	B 4	
● How to check the part block and serial numbers.....	5	B 5	
● Models, parts catalogue codes and applicable serial numbers .....	6	B 6	
● Features of each type.....	9	B 9	
● Fuel hose, general purpose hoses and vinyl hose.....	13	B13	
● FLAT RATE SERVICE TIME .....	14	B14	
● Illustrated index .....	19	C 3	
● ENGINE GROUP.....	23	D 1	<b>2</b>
● FRAME GROUP.....	37	E 1	<b>3</b>
● PART NO. INDEX.....	78	H 1	<b>4</b>
● PART NAME INDEX.....	82	I 1	<b>5</b>

How to refer to the part information

A Reference with "Illustrated index"



B Reference with "Part number index"

PART NO. INDEX					
Part Number	Address	Page	Ref.	Part Number	Address Page
06000				15212-ZW9-000	1-C14 3C
06316-ZW9-000	1-69	88	1	15220-ZW9-003	1-C14 3C
11000				15332-ZW9-000	1-E8 55
11300-ZW9-405	1-C11	27	1	15332-ZW9-A30	1-E11 5E
11300-ZW9-406	1-C11	27	1	15400-PFB-004	1-C11 27
11340-ZW9-000	1-C11	27	2	15422-ZW9-000	1-C14 3C
11342-ZW9-000	1-C11	27	3	15473-881-000	1-C14 3C
11381-ZW9-003	1-C12	28	1	15474-ZW9-000	1-C14 3C
				15611-921-000	1-C10 2E
				15655-ZW9-000	1-C11 27
				16000	
12000				16010-ZV4-005	1-D4 3E
12000-ZW9-405ZA	1-C11	27	4	16011-ZV4-005	1-D4 3E
12155-ZV4-A00	1-C13	29	1	16013-ZW9-003	1-D4 3E
12166-ZW9-000	1-C10	26	1	16016-ZW9-003	1-D4 3E
12209-GB4-681	1-C16	32	1	16016-ZW9-721	1-D4 3E
12210-ZW9-405ZA	1-C10	26	2	16023-ZW9-003	1-D4 3E
12216-ZE2-300	1-E8	55	1	16024-ZV4-650	1-D4 3E
	1-E11	58	1	16028-ZV4-650	1-D4 3E

Block No.

Address No.

**E-2** **CYLINDER HEAD** 1-C10

Ref. No.	Part No.	Description	Reqd. QTY						Serial No.	Parts catalogue code
			99D1	99D1	10D1	10D1	10B1	10B1		
1	12166-ZW9-000	STOPPER, ENGINE SIDE	2	2	2	2	2			
2	12210-ZW9-000ZA	HEAD COMP., CYLINDER	1	1	1	1	1			
3	12251-ZW9-003	GASKET, CYLINDER HEAD	1	1	1	1	1			
4	12310-ZW9-000	COVER COMP., HEAD	1	1	1	1	1			
5	12312-ZW9-000	PACKING, HEAD COVER	1	1	1	1	1			
6	15611-921-000	CAP, OIL (NO GAUGE)	1	1	1	1	1			
7	16617-ZW9-000	HOLDER, CABLE	1	1	1	1	1		SC,SG	
	16617-ZW9-010		1	1	1	1	1	1001801	LHC,LHD	
8	35673-ZV5-003	SENSOR ASSY., WATER	1	1	1	1	1			
9	90003-ZW9-000	BOLT, FLANGE, 6X22	4	4	4	4	4			
10	90007-ZW9-003	BOLT, FLANGE, 8X83	6	6	6	6	6			
11	90011-ZW9-000	BOLT, FLANGE, 6X14(CT200)	1	1	1	1	1			
12	90020-ZW9-000	BOLT, FLANGE, 8X40	2	2	2	2	2			
13	91202-KJ9-003	OIL SEAL, 20X32X6	1	1	1	1	1		1001800 LHC,LHD	
14	91301-805-000	O-RING, 26X2.7	1	1	1	1	1			
15	91307-PK2-005	O-RING, 9.5X1.5(HONDA KIKAKI)	1	1	1	1	1			
16	98059-55916	PLUG, SPARK (CR5EH-9)	2	2	2	2	2			
	98059-55926	PLUG, SPARK (U16FER9)	2	2	2	2	2			

2000.09.20 E

C Reference with "Part name index"

PART NAME INDEX					
Part name	Address	Page	Ref.		
[ A ]					
ABSORBER , FUEL	1-E15	62	5	BOLT ,	
ARMATURE COMP.	1-D11	43	7	BOLT ,	
ARM COMP. , LINK JOINT	1-G6	85	18	BOLT ,	
ARM COMP. , SHIFT LINK	1-G6	85	14	BOLT ,	
ARM COMP. , TILT	1-F15	79	20		
ARM , FUEL PUMP ROCKER	1-C16	32	4		
ARM , REVERSE LOCK	1-F15	79	18		
ARM , SHIFT LINK	1-F11	74	7		
ARM , STOPPER	1-D1	33	12	BOLT ,	
ARM , THROTTLE REMOTE	1-F11	74	6		
ARM , VALVE ROCKER	1-C16	32	3		
[ B ]					
BAG , TOOL , 160MM	1-G5	84	10		
BAND	1-G6	86	37		
BAND B1 , WIRE	1-F6	69	1		
BAND , CORD	1-F3	67	18	BOLT ,	
BAND , TUBE CLIP , 11MM	1-E15	63	20		
BAND , TUBE CLIP , 12.5MM	1-E15	63	19	BOLT ,	

Page No.

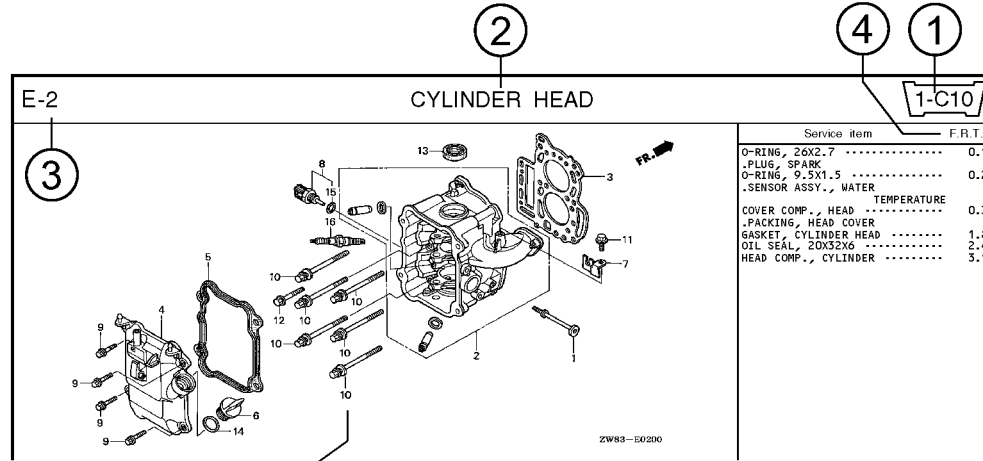
1

2

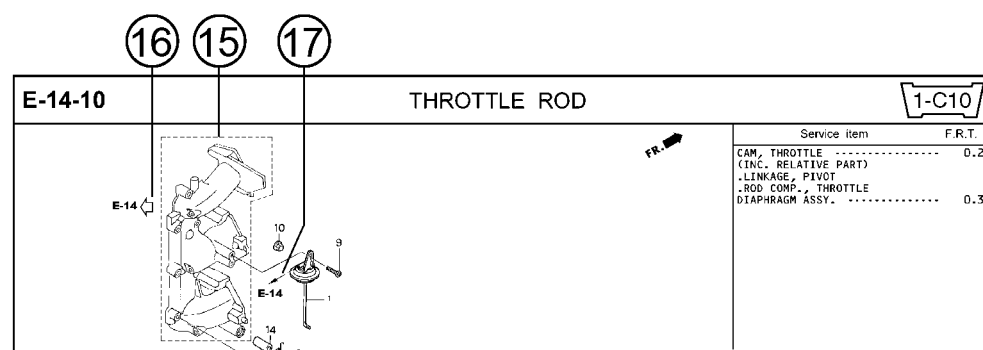
2012.02.01

E

Part catalogue structure

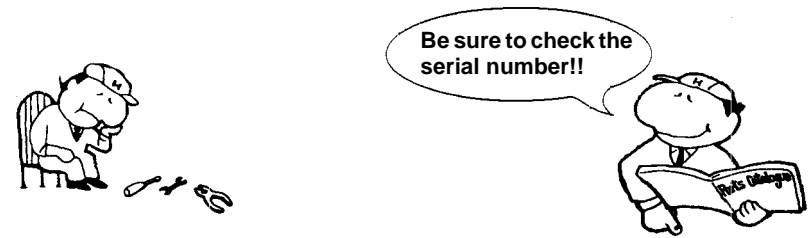


Ref. No.	Part No.	Description	Reqd. QTY						Serial No.	Parts catalogue code
			BF 9/9D1	BFP 9/9D1	BF 10D1	BFP 10D1	BF 10B1	BFP 10B1		
1	12166-ZW9-000	STOPPER, ENGINE SIDE	2	2	2	2	2	2		
2	12210-ZW9-000ZA	HEAD COMP., CYLINDER *NHS* DARK GRAY	1	1	1	1	1	1		
3	12251-ZW9-003	GASKET, CYLINDER HEAD	1	1	1	1	1	1		
4	12310-ZW9-000	COVER COMP., HEAD	1	1	1	1	1	1		
5	12312-ZW9-000	PACKING, HEAD COVER	1	1	1	1	1	1		
6	15611-921-000	CAP, OIL (NO GAUGE)	1	1	1	1	1	1		
7	16617-ZW9-000	HOLDER, CABLE	1	1	1	1	1	1	SC,SG	
	16617-ZW9-010		1	1	1	1	1	1	1001800 LHC,LHD	



- ① **Address number**
  - Address No. is provided (in place of the page No.) to help you refer to the part with the part No. or part name.
- ② **Block title** ③ **Block number**
- ④ **Service item/Flat rate time**
- ⑤ **Reference number**
  - Title number marked with the parenthesis or parentheses indicates that it continues from the previous page.
- ⑥ **Part number** ⑦ **Honda color code**
- ⑧ **Description**
- ⑨ **Assemblies**
  - Sections framed with broken lines in the exploded view drawings are available as complete assemblies. (Their individual parts can also be obtained.)
- ⑩ **Color description**
- ⑪ **Note**
  - Notes are shown with the parentheses in the part name column.
- ⑫ **Required quantity**
  - Required QTY shown in the parenthesis or parentheses indicates the optional part.
  - Required QTY marked with "N" Indicates the optional part that should be selected as needed.
  - Required QTY indicates the number of the part used in the block.
- ⑬ **Serial number**
- ⑭ **Type**
  - When the type column is blank, it indicates that the part is applicable to all types.
  - As the type of the actual unit may differ from the "parts catalogue, type" please refer to "Models, types and applicable serial numbers" for confirmation.
- ⑮ **Assemblies**
  - Parts enclosed within a dotted line are covered in a different block.
- ⑯ **Assemblies**
  - A hollow arrow indicates the block No. for the parts enclosed within a dotted line .
- ⑰ **Assemblies**
  - A solid arrow indicates the block No. the part in question is connected to.

**When the parts were revised**



Ref. No.	Part No.	Description	Reqd. QTY						Serial No.
			BF 9.9D1	BFP 9.9D1	BF 10D1	BFP 10D1	BF 10B1	BFP 10B1	
1	12166-ZW9-000	STOPPER, ENGINE SIDE	2	2	2	2	2	2	
2	12210-ZW9-000ZA	HEAD COMP., CYLINDER							
		*NH8*.....DARK GRAY	1	1	1	1	1	1	
3	12251-ZW9-003	GASKET, CYLINDER HEAD	1	1	1	1	1	1	
4	12310-ZW9-000	COVER COMP., HEAD	1	1	1	1	1	1	
5	12312-ZW9-000	PACKING, HEAD COVER	1	1	1	1	1	1	
6	15611-921-000	CAP, OIL (NO GAUGE)	1	1	1	1	1	1	
7	16617-ZW9-000	HOLDER, CABLE (###)	1	1	1	1	1	1	
	16617-ZW9-010		1	1	1	1	1	1	

The number has been used from the initial model without revision.

When shown at the left side, it is applicable to the models of No.1001801 and the subsequent numbers.

When shown at the right side, it is applicable to the models up to No.1001800.

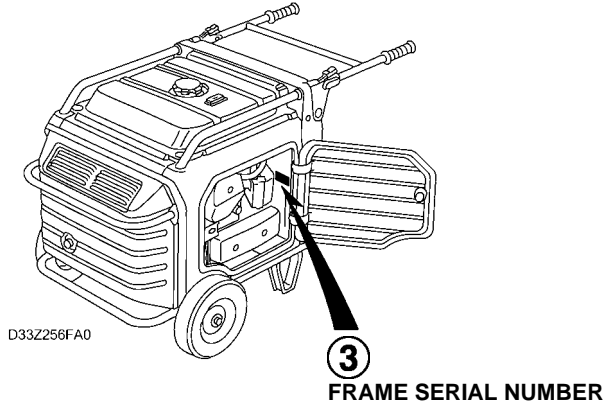
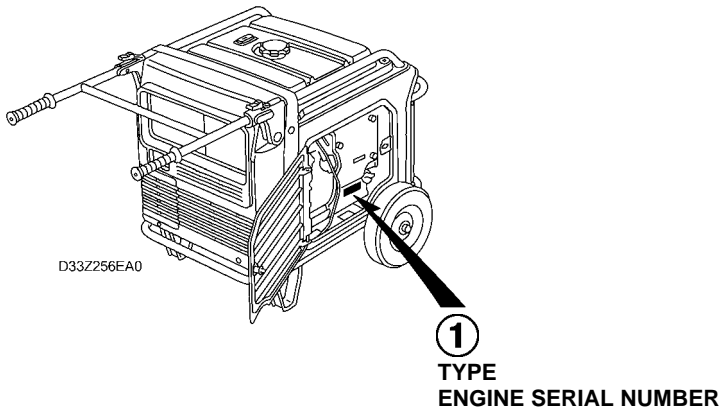
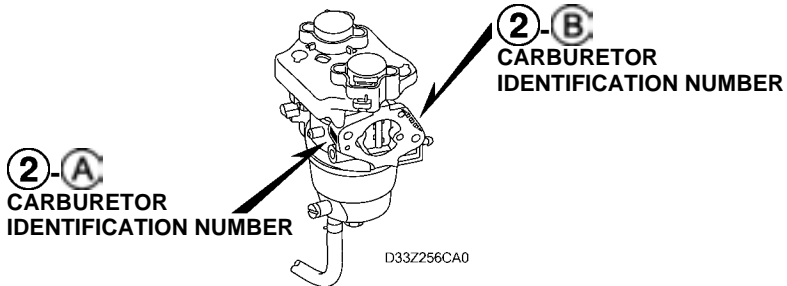
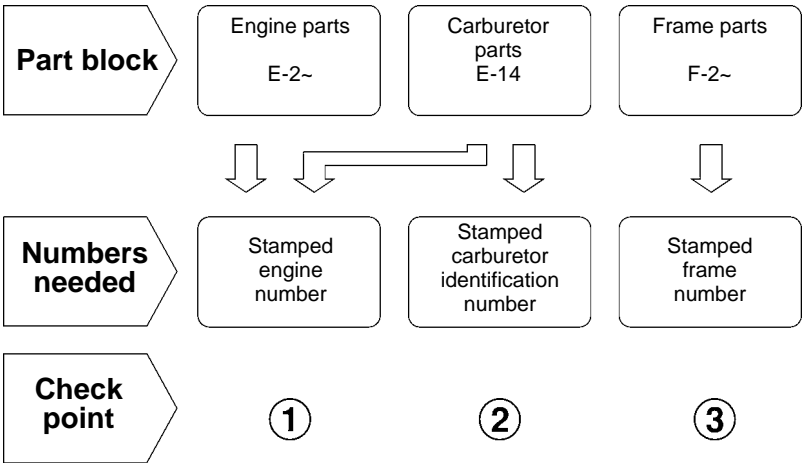
- The parts listed with "###" at the end of the parts name have limited supply period (parts not for sale).

**Abbreviations used in the parts catalogue**

• The following abbreviations are used in the parts name column.

- |  |                             |
|--|-----------------------------|
| A ..... Ampere                               | FR. ....Front               |
| A.C. .... Alternating current                | IN. ....Inlet               |
| ASSY. .... Assembly                          | L (100L) .Link (100 Links)  |
| AT. .... Automatic transmission              | L. ....Left                 |
| C.D.I. .... Capacitive discharge ignition    | MM .....Millimeter          |
| COMP. ... Complete                           | MT. ....Manual Transmission |
| D.C. .... Direct current                     | P.T.O. ....Power take off   |
| EX. .... Exhaust                             | R. ....Right                |
| G.F.C.I ... Ground fault circuit interruptor | RR. ....Rear                |
| HEX. .... Hexagonal                          | STD. ....Standard           |
| H.S.T. .... Hydrostatic transmission         | T (22T) ...Tooth (22 Teeth) |
|  | V .....Volt                 |
|  | W .....Watt                 |

How to check the part block and serial numbers





### Models, parts catalogue codes and applicable serial numbers

1

- Models, parts catalogue codes and applicable serial Nos. given in this parts catalogue can be identified as follows.

Model	Type	Parts catalogue type	Engine		Applicable engine serial No.	Applicable frame serial No.	Applicable carburetor serial No.
			Model	Type			
EU65is	F	F	GX390K1	EZ2	GCAA-3400001~	EASJ-1000001~	BE89G A
	G	G					
	GW	GW					
	IT	IT					
	K	K					
	L	L		EZ5			
	LT	LT					
	R	R					
	RD	RD					
	RH	RH					
	SK	SK					
U	U						
EU65is1	CL	CL	GX390K2	EY3	GCBJK-1000001~	EASJ-1200001~	BE95D A
	CLT	CLT	GX390T2	EY9	GCBDT-1000001~		
	F	F	GX390K2	EY3	GCBJK-1000001~		
	FT	FT	GX390T2	EY9	GCBDT-1000001~		
	G	G	GX390K2	EY3	GCBJK-1000001~		
	GT	GT	GX390T2	EY9	GCBDT-1000001~		

Model	Type	Parts catalogue type	Engine		Applicable engine serial No.	Applicable frame serial No.	Applicable carburetor serial No.
			Model	Type			
EU65is1	GW	GW	GX390K2	EY3	GCBJK-1000001~	EASJ-1200001~	BE95D A
	GWT	GWT	GX390T2	EY9	GCBDT-1000001~		
	IT	IT	GX390K2	EY3	GCBJK-1000001~		
	ITT	ITT	GX390T2	EY9	GCBDT-1000001~		
	K	K	GX390K2	EY4	GCBJK-1000001~		
	KT	KT	GX390T2	ED5	GCBDT-1000001~		
	L	L	GX390K2	EY4	GCBJK-1000001~		
	L9T	L9T	GX390T2	ED5	GCBDT-1000001~		
	LT	LT	GX390K2	EY4	GCBJK-1000001~		
	LTT	LTT	GX390T2	ED5	GCBDT-1000001~		
	R	R	GX390K2	EY4	GCBJK-1000001~		
	RH	RH					
	RHT	RHT	GX390T2	ED5	GCBDT-1000001~		
	RT	RT					
	S	S	GX390K2	EY4	GCBJK-1000001~		
	SK	SK					
	SKT	SKT	GX390T2	ED5	GCBDT-1000001~		
ST	ST						

Model	Type	Parts catalogue type	Engine		Applicable engine serial No.	Applicable frame serial No.	Applicable carburetor serial No.
			Model	Type			
EU65is1	U	U	GX390K2	EY4	GCBJK-1000001~	EASJ-1200001~	BE95D A
	UT	UT	GX390T2	ED5	GCBDT-1000001~		
EU65isN1	RDT	RDT		EU8		EEDD-1000001~	

\* Of carburetor identification numbers, only the portions underlined in the example below are used for registration.

BE 89G A KC †  
 (A) (B)

Features of each type

• See the following table for the features of each type. (Items in brackets are optional)

Specifications		Model	EU65is											
		Type	F	G	GW	IT	K	L	LT	R	RD	RH	SK	U
Frequency	50Hz		●	●	●	●	●			●		●		●
	60Hz							●	●				●	
Voltage	120V / 240V							●	●					
	220V						●			●			●	
	230V		●	●	●	●						●		
	240V													●
Consent plug	15A / 125V							●	●					
	20A / 250V							●		●		●		
	30A - 250V										●			
Remote control box	10m		(●)	(●)	(●)	(●)	(●)	(●)	(●)	(●)	(●)	(●)		(●)
	20m						(●)	(●)	(●)	(●)	(●)	(●)	(●)	(●)
	30m		(●)	(●)	(●)	(●)	(●)	(●)	(●)	(●)	(●)	(●)	(●)	(●)

Specifications		Model	EU65is1											
		Type	CL	CLT	F	FT	G	GT	GW	GWT	IT	ITT	K	KT
Frequency	50Hz		●	●	●	●	●	●	●	●	●	●	●	●
	60Hz													
Voltage	120V / 240V													
	220V											●	●	
	230V		●	●	●	●	●	●	●	●	●			
	240V													
Consent plug	15A / 125V													
	20A / 250V											●	●	
	30A - 250V													
Remote control box	10m		(●)	(●)	(●)	(●)	(●)	(●)	(●)	(●)	(●)	(●)	(●)	
	20m											(●)	(●)	
	30m			(●)		(●)		(●)		(●)		(●)	(●)	

Specifications		Model	EU65is1											
		Type	L	L9T	LT	LTT	R	RH	RHT	RT	S	SK	SKT	ST
Frequency	50Hz						●	●	●	●				
	60Hz	●	●	●	●						●	●	●	●
Voltage	120V / 240V	●	●	●	●									
	220V					●			●	●	●	●	●	
	230V						●	●						
	240V													
Consent plug	15A / 125V	●	●	●	●									
	20A / 250V						●	●	●	●			●	
	30A - 250V													
Remote control box	10m	(●)	(●)	(●)	(●)	(●)	(●)	(●)	(●)	(●)				
	20m	(●)	(●)	(●)	(●)	(●)	(●)	(●)	(●)	(●)	(●)	(●)	(●)	
	30m	(●)	(●)	(●)	(●)	(●)	(●)	(●)	(●)	(●)	(●)	(●)		

1

Specifications		Model	EU65is1		EU65isN1
		Type	U	UT	RDT
Frequency	50Hz		●	●	●
	60Hz				
Voltage	120V / 240V				
	220V				
	230V				●
	240V		●	●	
Consent plug	15A / 125V				
	20A / 250V				
	30A - 250V				●
Remote control box	10m		(●)	(●)	(●)
	20m		(●)	(●)	(●)
	30m		(●)	(●)	(●)

## Fuel hose, general purpose hoses and vinyl hose

- The standard part fuel hose, general purpose hose and vinyl hose may be substituted by the coiled bulk part.
- When ordering the standard part fuel hose, general purpose hose and vinyl hose use the bulk part number written in the parts catalog in brackets ( ) underneath the part name.
- When exchanging the hose, cut and use at the specified length as mentioned in the part name.  
(For the method of cutting the bulk part, and method of filling out orders etc., please refer to the instructions issued with the bulk part.)

### Bulk part number of fuel hose, general purpose hose and vinyl hose.

Example: 9 5 0 0 1 - 7 5 0 0 1 - 5 0 M

**Bulk part number:**  
Refers to the bulk part.

**Marking code (fuel hose and general purpose hose)**

**Change code (Vinyl hose)**

Indicates number mark or change sequence, however, the code for the bulk part must be strictly 0 (zero).

**Types of code:**

- |             |  |                |  |              |   |
|-------------|--|----------------|--|--------------|---|
| • Fuel hose | 2: Red outside braid<br>(3 mm inside dia. only)        | • General hose | 1: Ash gray<br>2: Ash gray<br>3: Black<br>5: Black | • Vinyl hose | 1: Clear<br>2: Black<br>3: Light red<br>6: Light red<br>7: Pale black |
|             | 5: Black inside braid                                  |                |  |              |   |
|             | 3: Red (3 mm inside dia. only)                         |                |  |              |   |
|             | 4: Ash gray with red stripe<br>(3 mm inside dia. only) |                |  |              |   |
|             | 6: Black   |                |  |              |   |

**Lengths:**

- 001: 1 m (standard)  
003: 3 m  
008: 8 m } Application or specification of some parts is not settled.

**I.D code: (fuel hose and general purpose hose)**

- |            |                    |                    |                             |                             |
|------------|--------------------|--------------------|-----------------------------|-----------------------------|
| 30: 3.0 mm | 50: 5.0 mm         | 70: 7.0 mm         | 11: 11 mm                   | 12: 12 (outside dia. 17) mm |
| 35: 3.5 mm | 55: 5.3 mm, 5.5 mm | 75: 7.3 mm, 7.5 mm | 91: 12 (outside dia. 15) mm | 14: 14 mm                   |
| 45: 4.5 mm | 65: 6.5 mm         | 80: 8.0 mm         | 92: 12 (outside dia. 16) mm | 17: 17 mm                   |

**ID./OD. code: (vinyl hose)**

- |                         |                          |                           |                           |                           |
|-------------------------|--------------------------|---------------------------|---------------------------|---------------------------|
| 01: ID. 2.9, OD. 6.8 mm | 12: ID. 5.0, OD. 7.0 mm  | 21: ID. 8.0, OD. 9.0 mm   | 37: ID. 11.0, OD. 15.0 mm | 50: ID. 16.0, OD. 19.0 mm |
| 03: ID. 3.0, OD. 6.0 mm | 10: ID. 5.0, OD. 8.0 mm  | 23: ID. 8.0, OD. 12.0 mm  | 38: ID. 12.0, OD. 13.0 mm | 55: ID. 17.5, OD. 20.5 mm |
| 05: ID. 3.5, OD. 6.5 mm | 11: ID. 5.0, OD. 9.0 mm  | 25: ID. 9.0, OD. 11.0 mm  | 39: ID. 12.0, OD. 14.0 mm | 60: ID. 22.0, OD. 27.0 mm |
| 07: ID. 4.0, OD. 7.0 mm | 14: ID. 6.0, OD. 9.0 mm  | 27: ID. 9.0, OD. 13.0 mm  | 40: ID. 12.0, OD. 16.0 mm |                           |
| 08: ID. 4.5, OD. 6.5 mm | 17: ID. 7.0, OD. 9.0 mm  | 33: ID. 10.0, OD. 14.0 mm | 43: ID. 13.0, OD. 15.0 mm |                           |
| 09: ID. 4.5, OD. 8.0 mm | 19: ID. 7.0, OD. 11.0 mm | 36: ID. 11.0, OD. 13.0 mm | 45: ID. 14.0, OD. 18.0 mm |                           |

**Hose type:**

- 1: Fuel hose  
3: Vinyl hose  
5: General hose

⊙ **CAUTION: It is DANGEROUS to confuse the fuel hose with the general purpose hose or vinyl hose.**

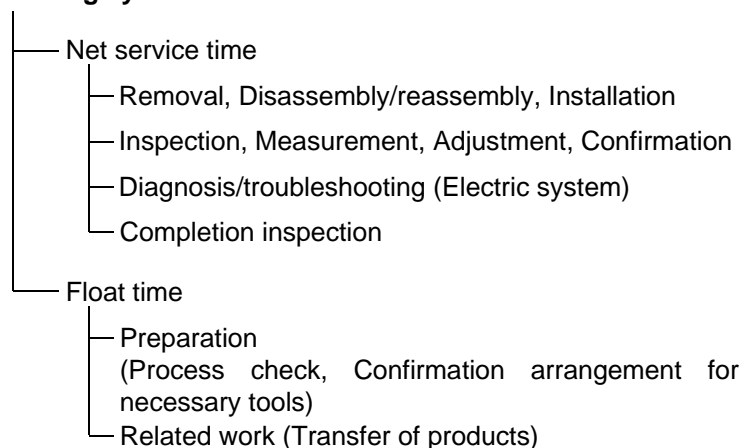
Never use a general purpose hose or vinyl hose in place of a fuel hose or vice versa. Always use the correct bulk part in the parts catalogue, according to the service manual or the instructions issued with the bulk part.



## FLAT RATE SERVICE TIME

Flat rate service time (FRT) means the standard time required to service a product, which is listed in this manual to help the dealers control the actual working process and calculate the service charge by using it as a guide.

### FRT setting system



\* Float time is set by multiplying the net service time by a given coefficient.

### Editorial style

The service items shown in the text are listed with the exchange work time for the repair sales parts as the subject. Other representative service items not using repair parts (removal/installation, adjustment, inspection/measuring, and other work) are listed collectively in the list in the preface, classified according to the work.

### FRT setting standard

- Decimal system (in unit of 0.1) is adopted to set FRT as it is convenient to calculate the wage.  
Example: (0.1) → 6 minutes, (0.2) → 12 minutes  
[Labor cost per hour] x [FRT] = [Wage]
- FRT is set with a hand tool.
- Service items and FRT can be subject to change depending on development of tools and service equipment and improvement in service procedure.

**Work procedure**

- As the work procedure is set with the work time according to the method in the separate Service Manual, refer to this Manual as required.
- Work methods permitting servicing in the shortest time still permitting assurance of safe work and product warranty are used for the setting of service items not listed in the Service Manual.
- Work basically is to be performed by one person, and when two or more people are required, setting is done as the total time for the number of people.
- The set value for the technological level of the workers uses a person with three years of experience in the repair of Honda products as the standard.
- Special tools and service equipment used to set FRT are those specified or recommended in Service Manual.

**Service item whose FRT is not presented**

- Accessories and service parts that are not listed to use in this manual.
  - Locations with little aging deterioration or breakage during normal use.
  - Service work that can be finished by one touch.
  - Service work that is seldom done (i.e. extremely small causes of trouble and service frequency).
  - Products and parts whose location for installation differs according to its status of use and application.
- \* When FRT is not presented, please calculate wages based on appropriate actual work time.

**Operation not included of FRT**

- Oil and coolant water draining, Waiting time for warming up operation and etc..
- Additional operation that involves removal/installation of standard exterior equipment.
- Indirect time spent for service by visiting the customer, trade-in, and delivery.
- Indirect time required for ordering and delivery of parts.
- Cost for grease, adhesive agent, etc. used for service work.

1

**Explanation of FRT by using an example**  
**(The example may differ from the actual presented items)**

Ref. No.	L.O.N.	(Relative ref. Number) Description	F.R.T.
①	1111L1	(1, 3, 4, 7) VALVE, INTAKE .....4.1	②
②		• NOTE: OHV type	③
③	1111L1A	• Includes: Engine removal and installation One head (intake all) add .....1.4	④

- ① Reference No. of the illustration of part that shows location of the replacement work.
- ② FRT is an abbreviation of Flat Rate Time indicating the standard service time required for the replacement.
- ③ LON is an abbreviation of Labor Operation Number, and it is a classification of the service items by the work unit code.

The same operation code is used regardless of the models.

Standard operation is indicated with 6 digits code, and additional operation is indicated with 7 digits code.

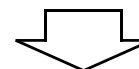
- ④ Indicating the intake valve replacement and FRT4.1.
- ⑤ Indicating FRT1.4 that will be added when additional operation (whole intake side of one cylinder head) is done in association with intake valve replacement.

- ⑥ Indicating work condition or application condition of the service item.
- ⑦ Indicating work contents that are included in the service item.
- ⑧ Indicating a reference No. whose operation and time are the same as FRT4.1 for the intake valve.

(The application range is limited to the service items without an LON setting within a same block.)

**How to refer to the service item by using the sample**  
(intake valve replacement)

Open to the page of the block where the intake valve's spare part illustration is shown.



Look for the intake valve illustration, and refer to the service item and FRT that agree with the reference No.

Indication mark for the listing of service items that continues to the following page

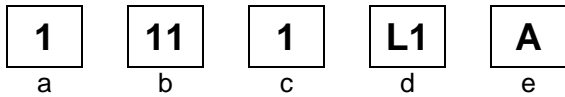
Ref. No.	L.O.N.	(Relative ref. Number) Description	F.R.T.
2	1111L1	VALVE, INTAKE .....	4.1
	.	.	.
	.	.	.

+  
Mark indicated at the last line.

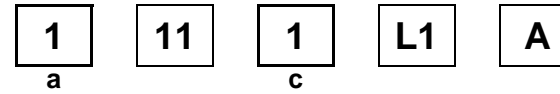
Indication of the block with no setting of FRT

Ref. No.	L.O.N.	(Relative ref. Number) Description	F.R.T.
NO INFORMATION .....			

• LON code system



- a) Category code..... Engine
- b) Location/function code ..... Engine upper
- c) Operation code..... Replace
- d) Operation sequence number (Unit code can be shown with alphabet)  
..... Intake valve  
(No regular rule of code)
- e) Additional code ..... One head (intake all)  
(No regular rule of code)



a) Category codes and classification

Code	Category
1	Engine
2	Power drive
3	Fuel & Exhaust
4	Frame & Body
5	Steering
6	Electrical
7	Axle & Brake
8	Control system
9	-
0	Attachments

c) Operation codes and classification

Code	Operation category
1	Replace, Removal/Installation, Change
2	Overhaul
3	Adjust, Rotation
4	(Paint-related work: Top-coat)
5	Test, Inspect/diagnose, Measurement
6	(Overhaul-related work: Rebore)
7	(Overhaul-related work: Reseal)
8	(Resurface)
9	(Paint-related work: Refinish)
0	Repair, Cleaning, Air bleeding

Major service items without using spare parts

- (1) Removal/Installation, (2) Adjustment,  
(3) Inspection/Masurement, (4) Overhaul, (5) Other work

E: Engine, T: Transmission, D: Drive system,  
B: Body and related parts

### (1) Removal/Installation

Set with the parts configuration in the status of being removed from the product.

	LON	DESCRIPTION	FRT
E	1001A0	<b>ENGINE AND GENERATOR-REMOVAL/INSTALLATION</b>	1.6
	1111L3	<b>CYLINDER HEAD ASSEMBLY-REMOVAL/INSTALLATION</b>	1.7
	3111E4	<b>CARBURETOR-REMOVAL/INSTALLATION</b>	0.4
B	3101H1	<b>FUEL TANK-REMOVAL/INSTALLATION</b>	0.2
	6221E2	<b>INVERTER UNIT-REMOVAL/INSTALLATION</b>	0.3
	6221B3	<b>CONTROL PANEL ASSEMBLY-REMOVAL/INSTALLATION</b>	0.6

### (2) Adjustment

	LON	DESCRIPTION	FRT
E	1113A1	<b>VALVE CLEARANCE-ADJUSTMENT</b> NOTE: For 1 product	0.4
	3113A2	<b>CARBURETOR IDLE-ADJUSTMENT</b>	0.2

### (3) Inspection, Measurement, Cleaning

	LON	DESCRIPTION	FRT
E	1105A0	<b>ENGINE OIL-INSPECTION</b>	0.1
	3115A2	<b>CARBURETOR FLOAT LEVEL-MEASUREMENT</b>	0.5
	3120A0	<b>AIR CLEANER-CLEANING</b> INCLUDES: Air cleaner-inspection	0.2

E	3130A0	<b>SPARK ARRESTER-CLEANING</b> INCLUDES: Spark arrester-inspection	0.2
	6140A0	<b>SPARK PLUG-ADJUSTMENT/CLEANING</b> INCLUDES: Spark plug check NOTE: For 1 product	0.2
B	6225A2	<b>INVERTER UNIT-DIAGNOSE</b>	0.2

### (4) Overhaul

Work condition: The required Measurements, inspections, adjustments, and cleaning/washing of each part are performed, including the main body removal/installation work and the replacement of defective parts.

	LON	DESCRIPTION	FRT
E	3112A0	<b>CARBURETOR-OVERHAUL</b> INCLUDES: All necessary adjustment	0.7

### (5) Other work

	LON	DESCRIPTION	FRT
E	1101E1	<b>ENGINE OIL-CHANGE</b> INCLUDES: Engine oil-inspection	0.1

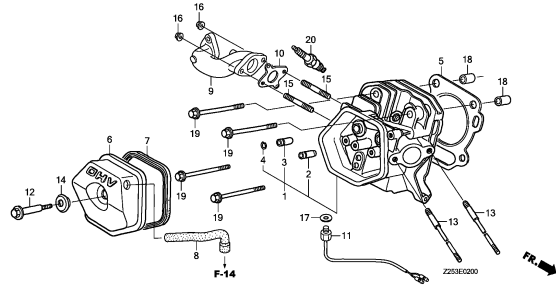
# ENGINE GROUP

C 3

E-2

CYLINDER HEAD

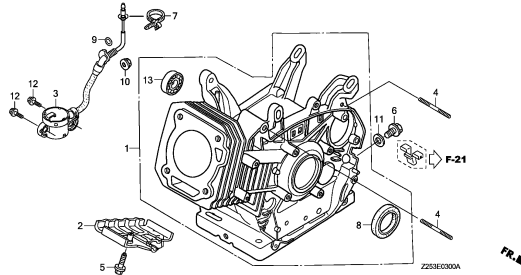
D 1



E-3

CYLINDER BARREL

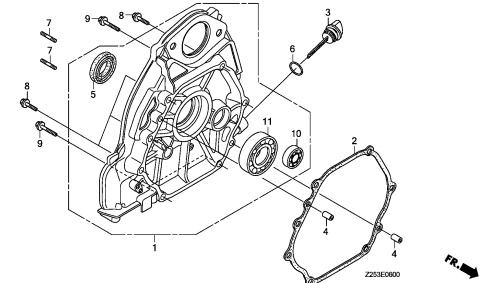
D 3



E-6

CRANKCASE COVER

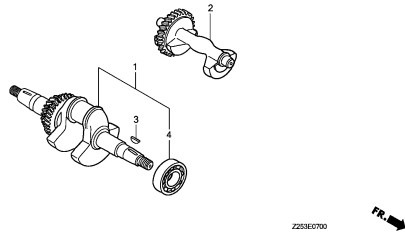
D 4



E-7

CRANKSHAFT

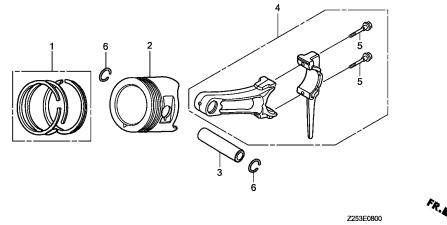
D 5



E-8

PISTON/CONNECTING ROD

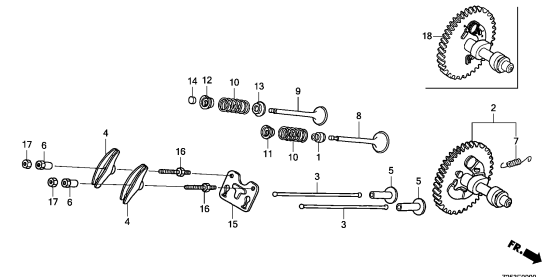
D 6



E-9

CAMSHAFT

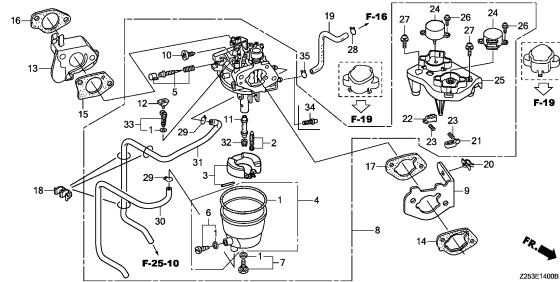
D 8



E-14

CARBURETOR

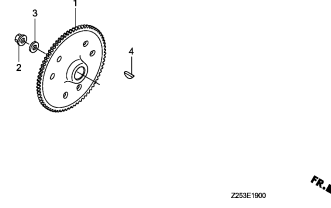
D11



E-19

FLYWHEEL

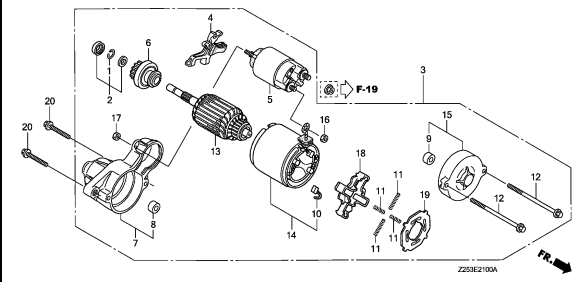
D13



E-21

STARTER MOTOR

D14



2

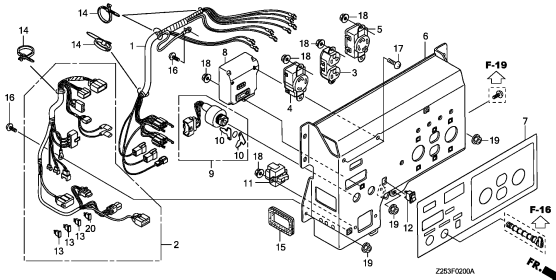
# FRAME GROUP

**C 4**

**F-2**

CONTROL PANEL(L,L9T,LT,LTT)

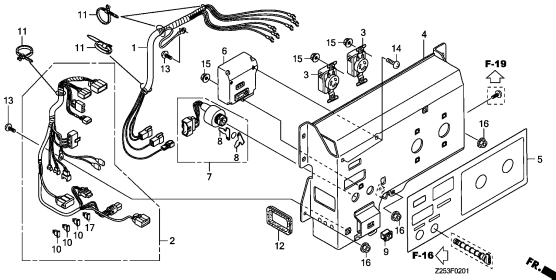
**E 1**



**F-2-1**

CONTROL PANEL  
(K,KT,R,RH,RHT,RT,S,ST)

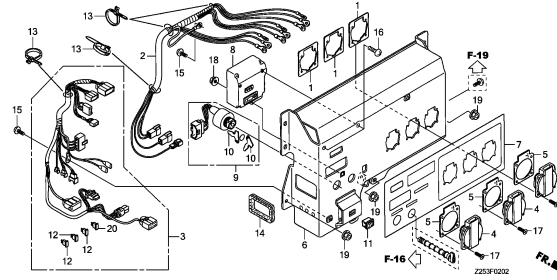
**E 3**



**F-2-2**

CONTROL PANEL(SK,SKT)

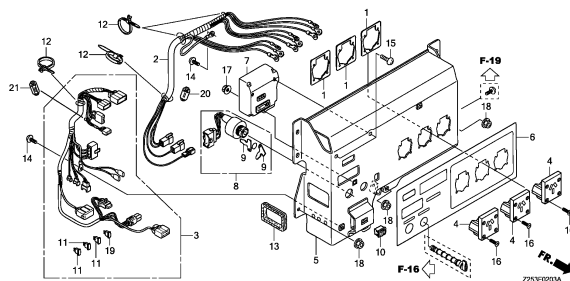
**E 5**



**F-2-3**

CONTROL PANEL(U,UT)

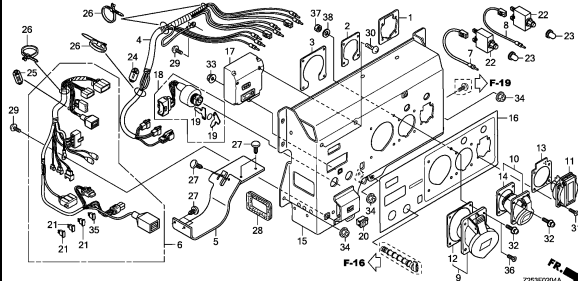
**E 6**



**F-2-4**

CONTROL PANEL(F,FT)

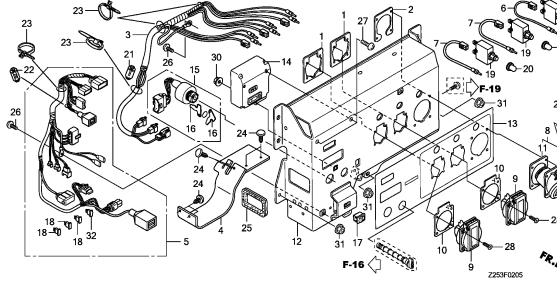
**E 8**



**F-2-5**

CONTROL PANEL(CL,CLT,G,GT,GW,GWT)

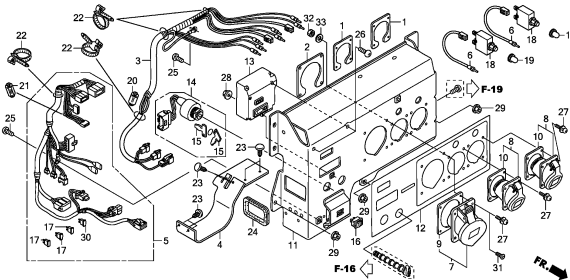
**E10**



**F-2-6**

CONTROL PANEL(IT,ITT)

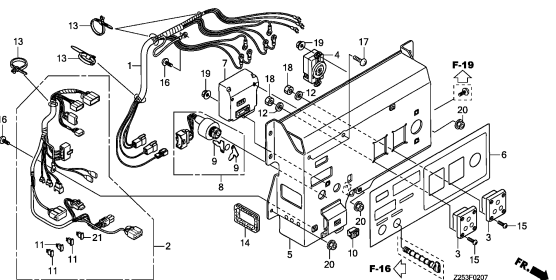
**E12**



**F-2-7**

CONTROL PANEL(RD,RDT)

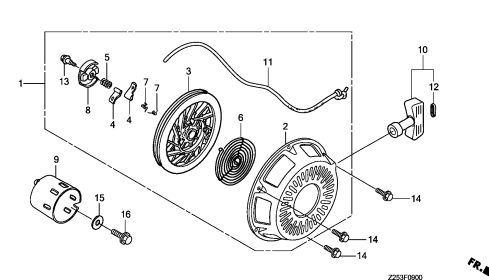
**E14**



**F-9**

RECOIL STARTER

**E16**



**3**

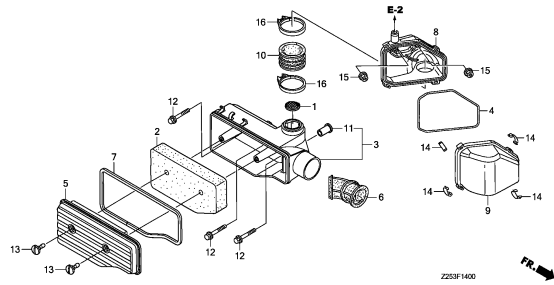
# FRAME GROUP

C 5

F-14

AIR CLEANER

F 1

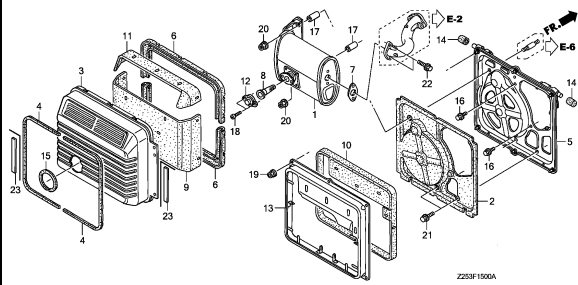


Z253F1400

F-15

MUFFLER

F 2

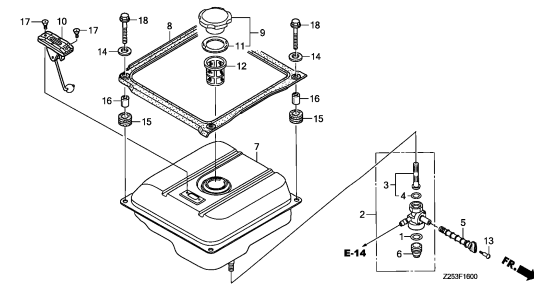


Z253F1500A

F-16

FUEL TANK

F 4

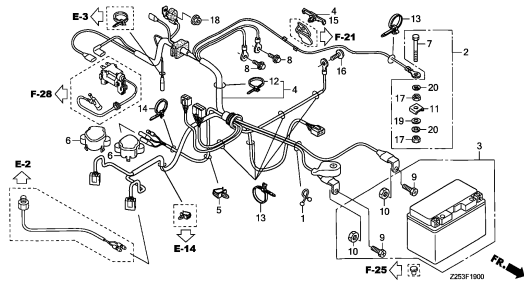


Z253F1600

F-19

ENGINE WIRE HARNESS

F 5

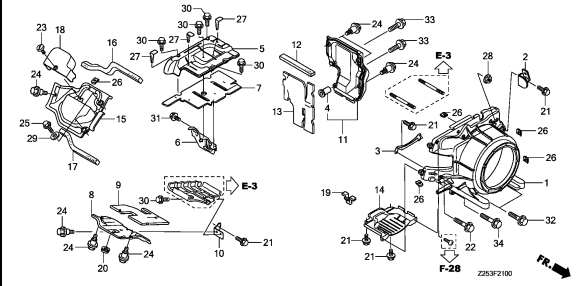


Z253F1900

F-21

SHROUD/FAN COVER

F 6

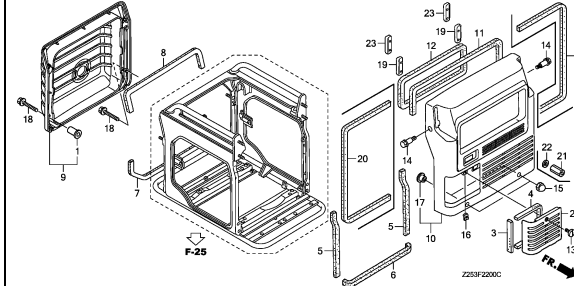


Z253F2100

F-22

FRONT COVER/REAR COVER

F 8

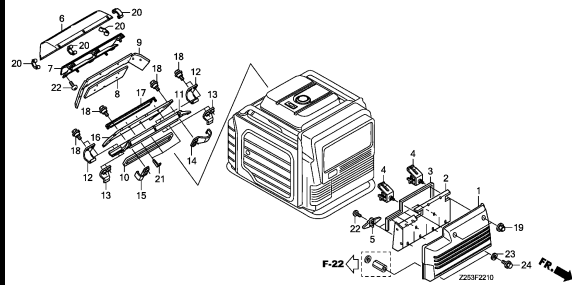


Z253F2200C

F-22-10

AIR DUCT

F10

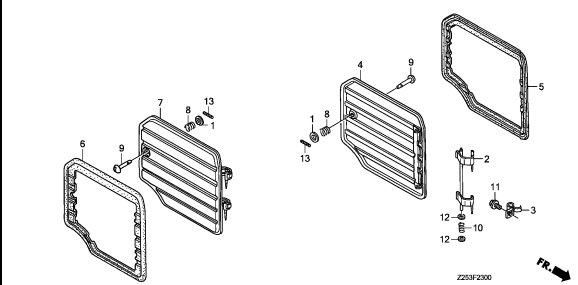


Z253F2210

F-23

MAINTENANCE COVER

F12

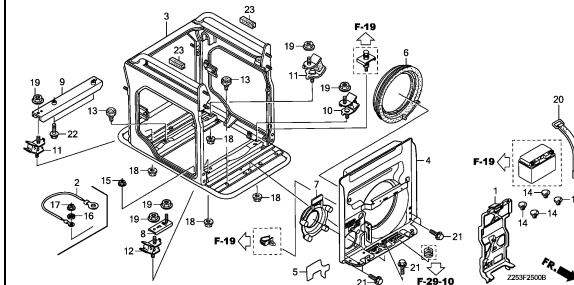


Z253F2300

F-25

FRAME

F13



Z253F2500

3



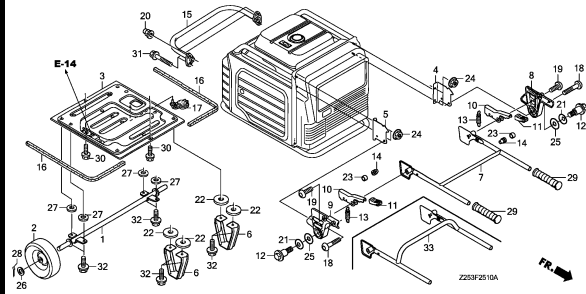
# FRAME GROUP

C 6

F-25-10

HANDLE/WHEEL

F15



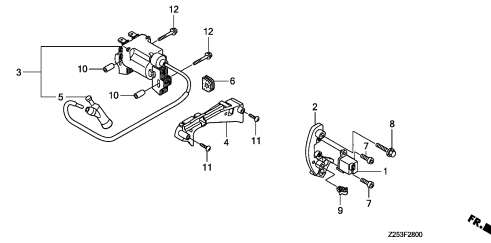
Z253F2510A



F-28

IGNITION COIL

G 1



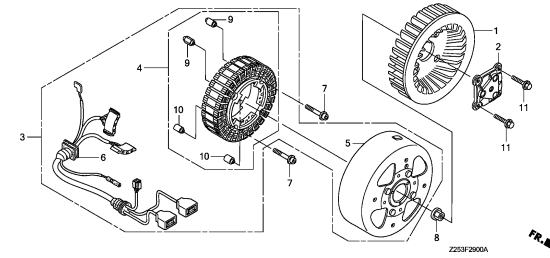
Z253F2800



F-29

GENERATOR ASSY./COOLING FAN

G 2



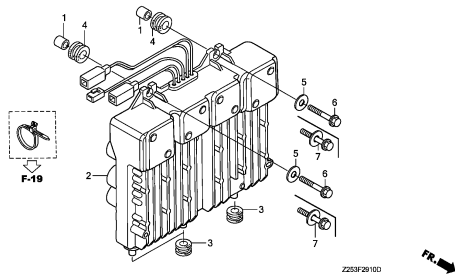
Z253F2900A



F-29-10

INVERTER

G 3



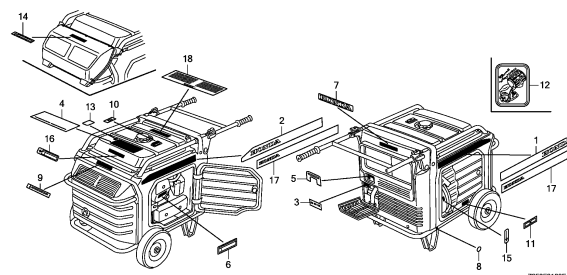
Z253F29100



F-31

LABEL

G 4

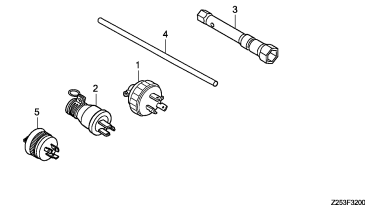


Z253F3100E

F-32

TOOL/CONSENT PLUG

G 6

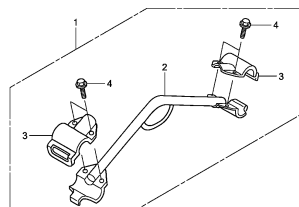


Z253F3200A

FOP-1

HANGER KIT

G 7

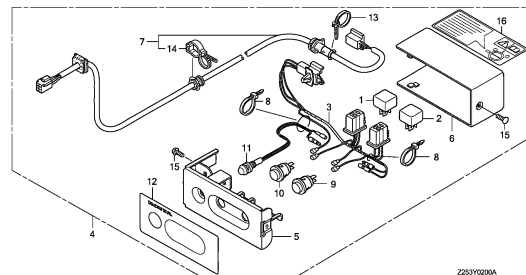


Z253V0100

FOP-2

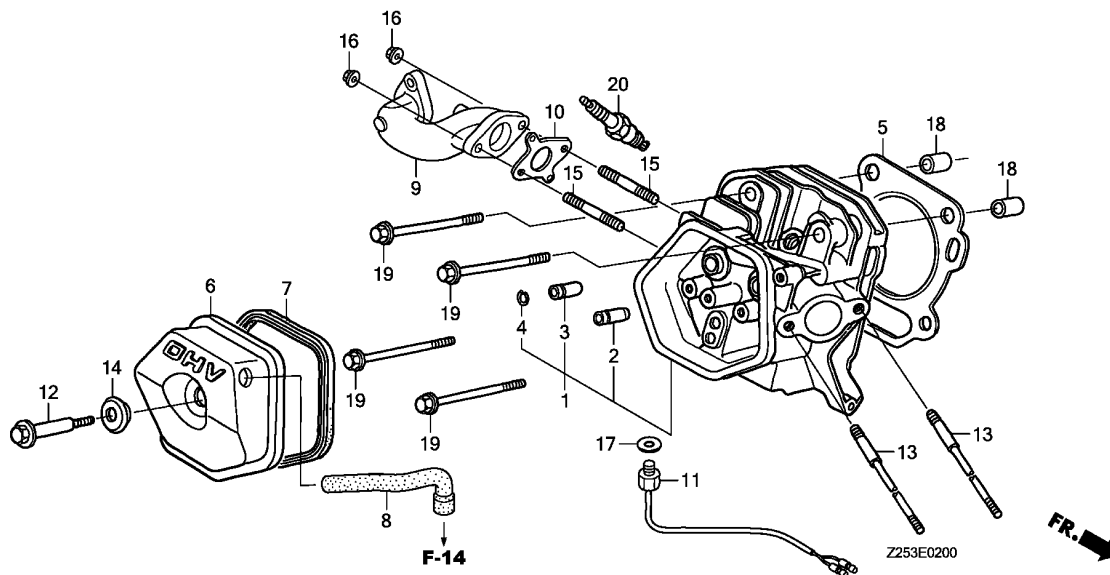
REMOTE CONTROL BOX

G 8



Z253V0200A

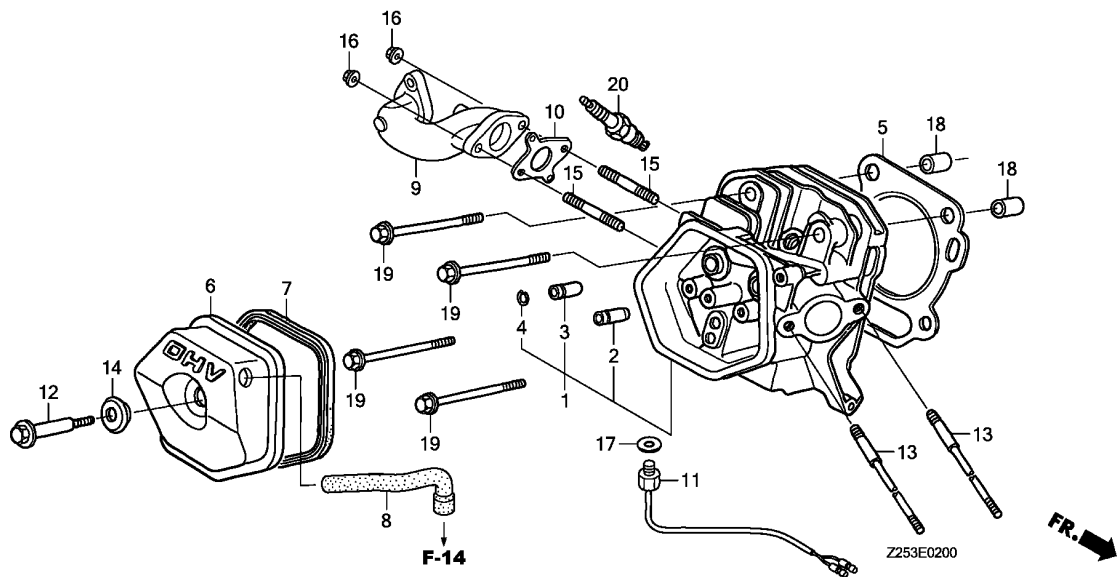
3



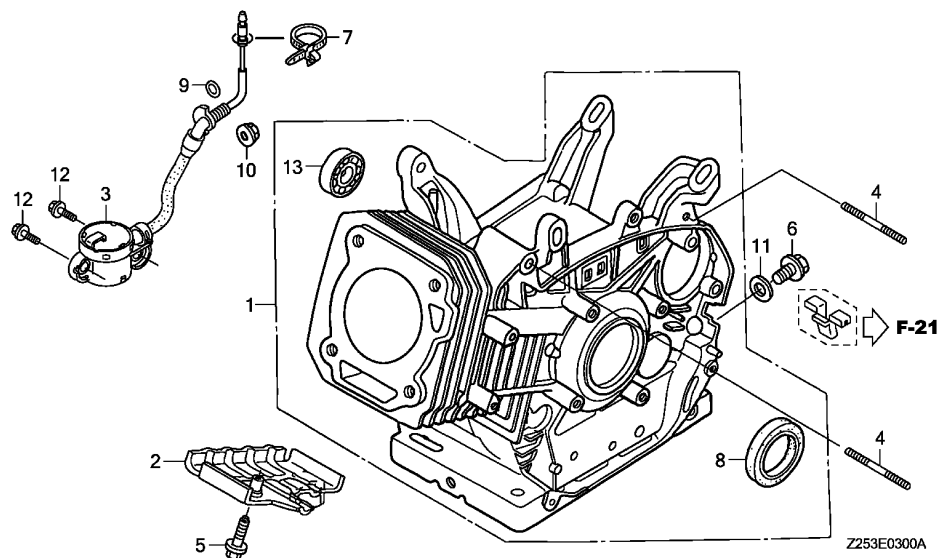
Ref. No.	L.O.N.	(Relative ref. Number) Description	F.R.T.
1	1111N3	HEAD, CYLINDER ..... .INCLUDES: Valve clearance adjustment and reface	2.1
2	1111E9	GUIDE, INTAKE VALVE ..... .INCLUDES: Valve clearance adjustment	2.2
	1111E9E	.Replace intake and exhaust all add .....	0.4
3	1111E8	GUIDE, EXHAUST VALVE ..... .INCLUDES: Valve clearance adjustment	2.2
	1111E8E	.Replace intake and exhaust all add .....	0.4
5	1111N4	GASKET, CYLINDER HEAD .....	1.7
6	1111D5	CYLINDER HEAD COVER AND/OR PACKING .....	0.1
8	1111K5	TUBE, BREATHER .....	0.1
9	3131C9	PIPE, EXHAUST .....	0.3
10	3131B5	GASKET, EXHAUST PIPE .....	0.3
11	6171C1	SENSOR, TEMPERATURE .....	0.4
20	6141C1	PLUG, SPARK .....	0.1
		.INCLUDES: Spark plug check	

Ref. No.	Part No.	Description	Reqd. QTY			Serial No.	Parts catalogue code
			EU 65 is	EU 65 is1	EU 65 isN1		
1	12200-ZF6-406	HEAD COMP., CYLINDER .....	1	-	-		
	12210-Z5T-416	.....	-	1	1	-----	CLT,FT,GT,GWT,ITT,KT,L9T,LTT,RDT,RHT,RT,SKT,ST,UT
	12210-Z5T-406	.....	-	1	-	-----	CL,F,G,GW,IT,K,L,LT,R,RH,S,SK,U
2	12204-ZE2-306	GUIDE, IN. VALVE(O.S.) .....	1	1	1		
3	12205-ZE2-305	GUIDE, EX. VALVE(O.S.) .....	1	1	1		
4	12216-ZE2-300	CLIP, VALVE GUIDE .....	1	1	1		
5	12251-ZF6-W00	GASKET, CYLINDER HEAD .....	1	-	-		
	12251-Z5T-003	GASKET, CYLINDER HEAD (NIPPON LEAKLESS) .....	-	1	1		
6	12310-ZE2-020	COVER COMP., HEAD .....	1	1	1		
7	12391-ZE2-020	PACKING, HEAD COVER .....	1	1	1		
8	15721-ZK6-E40	TUBE, BREATHER .....	1	1	1		
9	18331-ZK6-E40	PIPE, EX. ....	1	1	1		
10	18333-ZF6-W01	GASKET, EX. PIPE .....	1	1	1		
11	35673-ZF6-F42	SENSOR ASSY., TEMPERATURE ...	1	-	1	-----	F,G,GW,IT,RD,RDT,RH
	35673-ZF6-F41	.....	1	-	-	4209729	K,L,LT,R,SK,U
	35673-ZF6-F42	.....	1	-	-	4209730	K,L,LT,R,SK,U
			-	1	-		
12	90014-ZE2-000	BOLT, HEAD COVER .....	1	1	-	-----	CL,F,G,GW,IT,K,L,LT,R,RD,RH,S,SK,U
	90014-Z5T-000	.....	-	1	1	-----	CLT,FT,GT,GWT,ITT,KT,L9T,LTT,RDT,RHT,RT,SKT,ST,UT
13	90042-ZK6-E40	BOLT, STUD, 8X126.5 .....	2	2	2		
14	90441-ZE2-010	WASHER COMP., HEAD COVER ....	1	1	1		
15	92900-08032-0E	BOLT, STUD, 8X32 .....	2	2	2		
16	94050-08000	NUT, FLANGE, 8MM .....	2	2	2		
17	94102-08800	WASHER, PLAIN, 8MM .....	1	1	1		
18	94301-12200	DOWEL PIN, 12X20 .....	2	2	2		





Ref. No.	Part No.	Description	Reqd. QTY			Serial No.	Parts catalogue code
			EU 65 is	EU 65 is1	EU 65 isN1		
19	95701-10080-00	BOLT, FLANGE, 10X80 .....	4	-	4	-----	F,G,GW,IT,RD,RDT,RH
	95725-10080-00	.....	4	-	-	4216268	K,L,LT,R,SK,U
	95701-10080-00	.....	4	-	-	4216269	K,L,LT,R,SK,U
			-	4	-		
20	98079-55846	PLUG, SPARK (BPR5ES) (NGK) ....	1	-	-		
	98079-55855	PLUG, SPARK (W16EPR-U) (DENSO)	1	-	-		
	98079-56855	PLUG, SPARK (W20EPR-U) (DENSO)	-	1	1		
	98079-56876	PLUG, SPARK (BPR6ES) (NGK) ....	-	1	1	-----	CLT,FT,GT,GWT,ITT,KT,L9T,LTT,RDT,RHT,RT,SKT,ST,UT
	98079-56846	.....	-	1	-	-----	CL,F,G,GW,IT,K,L,LT,R,RH,S,SK,U



Ref. No.	L.O.N.	(Relative ref. Number) Description	F.R.T.
1	1101A0	BARREL, CYLINDER ..... .INCLUDES: Engine removal and installation	3.5
2	4141E3	SHROUD, ENGINE ..... (9)	0.3
3	6151E8	SWITCH, OIL LEVEL ..... .INCLUDES: Engine removal and installation	3.3
8	1101E4	OIL SEAL, CRANKSHAFT :FRONT .. .INCLUDES: Engine removal and installation	3.5
13	1101F4	BEARING, BALANCER WEIGHT :FRONT ..... .INCLUDES: Engine removal and installation	3.6

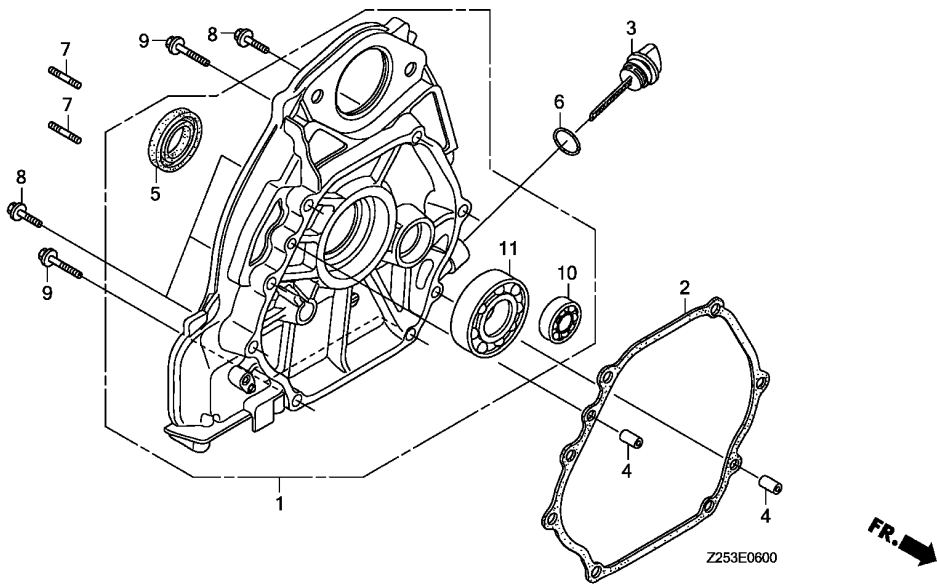
Ref. No.	Part No.	Description	Reqd. QTY			Serial No.	Parts catalogue code
			EU 65 is	EU 65 is1	EU 65 isN1		
1	12000-ZF6-Q00	BARREL ASSY., CYLINDER .....	1	-	-		
	12000-ZF6-Q20	.....	-	1	1		
2	19645-Z11-000	SHROUD COMP., ENGINE .....	1	1	1		
3	35480-ZF6-003	SWITCH ASSY., OIL LEVEL .....	1	1	1		
4	90045-ZG1-750	BOLT, STUD, 6X30 .....	2	2	2		
5	90121-952-000	BOLT, FLANGE, 6X25(CT200) ...	1	1	1		
6	90131-883-000	BOLT, DRAIN PLUG, 12X15 .....	1	1	1		
7	90674-Z11-003	BAND, CABLE .....	1	-	-	----- 4400208	
	90674-SL0-003	BAND, INSERT WIRE .....	1	-	-	4400209 -----	
			-	1	1		
8	91201-ZE3-004	OIL SEAL, 35X52X8 .....	1	-	-		
	91201-Z1C-003	.....	-	1	1		
9	91353-671-004	O-RING, 14MM(NOK) .....	1	1	1		
10	94050-10000	NUT, FLANGE, 10MM .....	1	1	1		
11	94109-12000	WASHER, DRAIN PLUG, 12MM ....	1	1	1		
12	95701-06012-00	BOLT, FLANGE, 6X12 .....	2	2	2		
13	96100-62020-00	BEARING, RADIAL BALL, 6202 ..	1	1	1		



E-6

CRANKCASE COVER

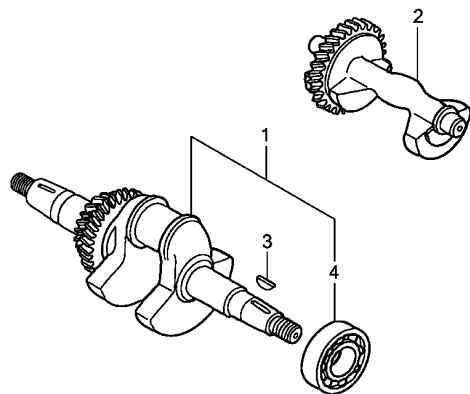
D 4



Ref. No.	L.O.N.	(Relative ref. Number) Description	F.R.T.
1	1101F1	COVER, CRANKCASE ..... .INCLUDES: Engine removal and installation	3.2
2	1101E9	PACKING, CRANKCASE COVER ..... .INCLUDES: Engine removal and installation	3.2
5	1101E5	OIL SEAL, CRANKSHAFT :REAR ... .INCLUDES: Engine removal and installation	3.2
10	1101F5	BEARING, BALANCER WEIGHT :REAR .INCLUDES: Engine removal and installation	3.2
11	1101A6	BEARING, CRANKSHAFT :REAR ..... .INCLUDES: Engine removal and installation	3.4

Ref. No.	Part No.	Description	Reqd. QTY			Serial No.	Parts catalogue code
			EU 65 is	EU 65 is1	EU 65 isN1		
1	11300-ZF6-415	COVER ASSY., CRANKCASE .....	1	1	1		
2	11381-ZE3-801	PACKING, CASE COVER .....	1	-	-		
	11381-Z5T-000	PACKING, CRANKCASE COVER .....	-	1	1		
3	15620-ZE2-700	CAP, OIL FILLER .....	1	1	1		
4	90701-HC4-000	DOWEL PIN, 8X12 .....	2	2	2		
5	91201-ZE3-004	OIL SEAL, 35X52X8 .....	1	1	1		
6	91301-805-000	O-RING, 26X2.7 .....	1	1	1		
7	92900-08055-0B	BOLT, STUD, 8X55 .....	2	2	2		
8	95701-08040-00	BOLT, FLANGE, 8X40 .....	4	4	4		
9	95701-08060-00	BOLT, FLANGE, 8X60 .....	3	3	3		
10	96100-62020-00	BEARING, RADIAL BALL, 6202 ..	1	1	1		
11	96100-62070-00	BEARING, RADIAL BALL, 6207 ..	1	1	1		

2

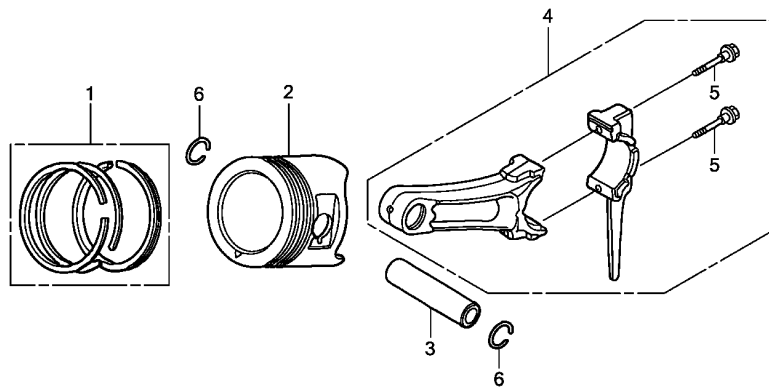


Z253E0700

Ref. No.	L.O.N.	(Relative ref. Number) Description	F.R.T.
1	1101F0	CRANKSHAFT ..... .INCLUDES: Engine removal and installation	3.3
2	1101D8	WEIGHT, BALANCER ..... .INCLUDES: Engine removal and installation	3.2
4	1101A4	BEARING, CRANKSHAFT :FRONT ... .INCLUDES: Engine removal and installation	3.4

Ref. No.	Part No.	Description	Reqd. QTY			Serial No.	Parts catalogue code
			EU 65 is	EU 65 is1	EU 65 isN1		
1	13310-ZF6-F42	CRANKSHAFT COMP. ....	1	1	1		
2	13351-ZE3-010	WEIGHT, BALANCER ....	1	1	1		
3	90741-ZE2-000	KEY, SPECIAL WOODRUFF, 25X18	1	1	1		
4	91001-ZF6-013	BEARING, RADIAL BALL, 6207SH	1	1	1		





Z253E0800

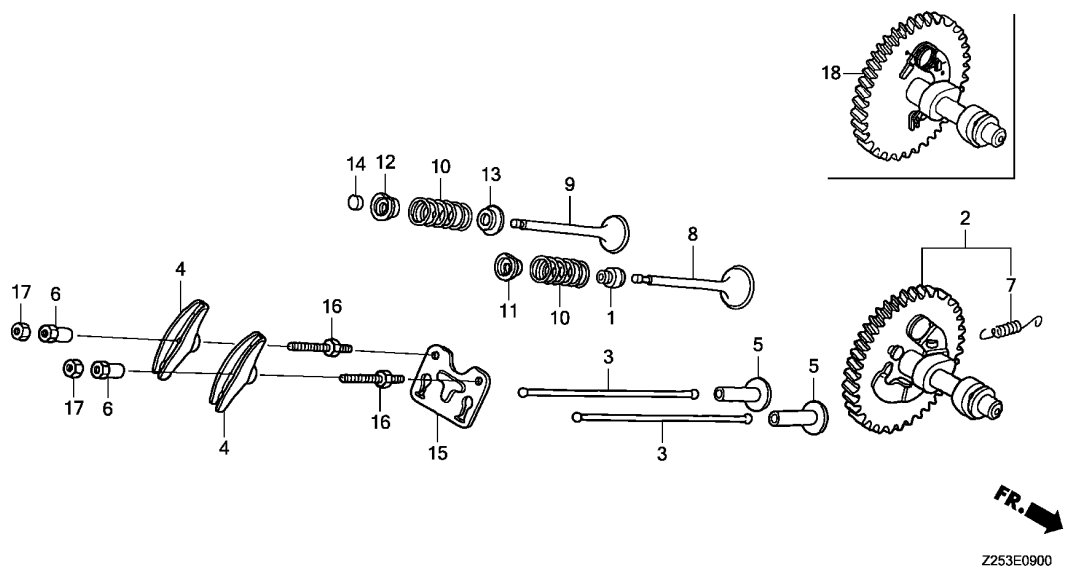
Ref. No.	L.O.N.	(Relative ref. Number) Description	F.R.T.
2	1111R1	(1,3,4) PISTON AND/OR RING SET AND/OR BEARING AND/OR ROD ..... INCLUDES: Engine removal and installation	3.5

Ref. No.	Part No.	Description	Reqd. QTY			Serial No.	Parts catalogue code
			EU 65 is	EU 65 is1	EU 65 isN1		
1	13010-Z5R-004	RING SET, PISTON(STD.) (TEIKOKU)	1	-	1	-----	RD,RDT,RH
	13011-Z5R-004	RING SET, PISTON(0.25) (TEIKOKU)	(1)	-	(1)	-----	RD,RDT,RH
	13012-Z5R-004	RING SET, PISTON(0.50) (TEIKOKU)	(1)	-	(1)	-----	RD,RDT,RH
	13013-Z5R-004	RING SET, PISTON(0.75) (TEIKOKU)	(1)	-	(1)	-----	RD,RDT,RH
	13010-ZF6-003	RING SET, PISTON(STD.) (NIPPON)	1	-	-	-----	4278969 F,G,GW,IT,K,L,LT,R,SK,U
	13010-ZF6-005	RING SET, PISTON(STD.) (TEIKOKU)	1	-	-	-----	4278969 F,G,GW,IT,K,L,LT,R,SK,U
	13011-ZF6-003	RING SET, PISTON(0.25) (NIPPON)	(1)	-	-	-----	4278969 F,G,GW,IT,K,L,LT,R,SK,U
	13011-ZF6-005	RING SET, PISTON(0.25) (TEIKOKU)	(1)	-	-	-----	4278969 F,G,GW,IT,K,L,LT,R,SK,U
	13012-ZF6-003	RING SET, PISTON(0.50) (NIPPON)	(1)	-	-	-----	4278969 F,G,GW,IT,K,L,LT,R,SK,U
	13012-ZF6-005	RING SET, PISTON(0.50) (TEIKOKU)	(1)	-	-	-----	4278969 F,G,GW,IT,K,L,LT,R,SK,U
	13013-ZF6-003	RING SET, PISTON(0.75) (NIPPON)	(1)	-	-	-----	4278969 F,G,GW,IT,K,L,LT,R,SK,U
	13013-ZF6-005	RING SET, PISTON(0.75) (TEIKOKU)	(1)	-	-	-----	4278969 F,G,GW,IT,K,L,LT,R,SK,U
	13010-Z5R-004	RING SET, PISTON(STD.) (TEIKOKU)	1	-	-	4278970	----- F,G,GW,IT,K,L,LT,R,SK,U
	13011-Z5R-004	RING SET, PISTON(0.25) (TEIKOKU)	(1)	-	-	4278970	----- F,G,GW,IT,K,L,LT,R,SK,U
	13012-Z5R-004	RING SET, PISTON(0.50) (TEIKOKU)	(1)	-	-	4278970	----- F,G,GW,IT,K,L,LT,R,SK,U
	13013-Z5R-004	RING SET, PISTON(0.75) (TEIKOKU)	(1)	-	-	4278970	----- F,G,GW,IT,K,L,LT,R,SK,U
	13010-Z5T-003	RING SET, PISTON(STD.) (RIKEN)	-	1	1		

Ref. No.	Part No.	Description	Reqd. QTY			Serial No.	Parts catalogue code
			EU 65 is	EU 65 is1	EU 65 isN1		
(1)	13011-Z5T-003	RING SET, PISTON(0.25) (RIKEN)	-	(1)	(1)		
	13012-Z5T-003	RING SET, PISTON(0.50) (RIKEN)	-	(1)	(1)		
	13013-Z5T-003	RING SET, PISTON(0.75) (RIKEN)	-	(1)	(1)		
	13010-Z5R-004	RING SET, PISTON(STD.) (TEIKOKU)	-	1	-		
	13011-Z5R-004	RING SET, PISTON(0.25) (TEIKOKU)	-	(1)	-		
	13012-Z5R-004	RING SET, PISTON(0.50) (TEIKOKU)	-	(1)	-		
	13013-Z5R-004	RING SET, PISTON(0.75) (TEIKOKU)	-	(1)	-		
2	13101-ZF6-W01	PISTON(STD.)	1	-	-		RD,RH
	13102-ZF6-W01	PISTON(0.25)	(1)	-	-		RD,RH
	13103-ZF6-W01	PISTON(0.50)	(1)	-	-		RD,RH
	13104-ZF6-W01	PISTON(0.75)	(1)	-	-		RD,RH
	13101-ZF6-W00	PISTON(STD.)	1	-	-	4278969	F,G,GW,IT,K,L,LT,R,SK,U
	13102-ZF6-W00	PISTON(0.25)	(1)	-	-	4278969	F,G,GW,IT,K,L,LT,R,SK,U
	13103-ZF6-W00	PISTON(0.50)	(1)	-	-	4278969	F,G,GW,IT,K,L,LT,R,SK,U
	13104-ZF6-W00	PISTON(0.75)	(1)	-	-	4278969	F,G,GW,IT,K,L,LT,R,SK,U
	13101-ZF6-W01	PISTON(STD.)	1	-	-	4278970	F,G,GW,IT,K,L,LT,R,SK,U
	13102-ZF6-W01	PISTON(0.25)	(1)	-	-	4278970	F,G,GW,IT,K,L,LT,R,SK,U
	13103-ZF6-W01	PISTON(0.50)	(1)	-	-	4278970	F,G,GW,IT,K,L,LT,R,SK,U
	13104-ZF6-W01	PISTON(0.75)	(1)	-	-	4278970	F,G,GW,IT,K,L,LT,R,SK,U
	13101-Z5T-800	PISTON(STD.)	-	1	1		
	13102-Z5T-800	PISTON(0.25)	-	(1)	(1)		
	13103-Z5T-800	PISTON(0.50)	-	(1)	(1)		
	13104-Z5T-800	PISTON(0.75)	-	(1)	(1)		
3	13111-ZF6-W00	PIN, PISTON	1	-	-		
	13111-Z5T-000	.....	-	1	1		
4	13200-ZE3-315	ROD ASSY., CONNECTING (0.25 UNDER SIZE)	(1)	(1)	(1)		
	13200-ZE3-020	ROD ASSY., CONNECTING(STD.)	1	1	-		CL,F,G,GW,IT,K,L,LT,R,RD,RH,S,SK,U
	13200-Z1C-000	.....	-	1	1		CLT,FT,GT,GWT,ITT,KT,L9T,LTT,RDT,RHT,RT,SKT,ST,UT
5	90001-ZE8-000	BOLT, CONNECTING ROD	2	2	2		
6	90601-ZE3-000	CLIP, PISTON PIN, 20MM	2	2	2		

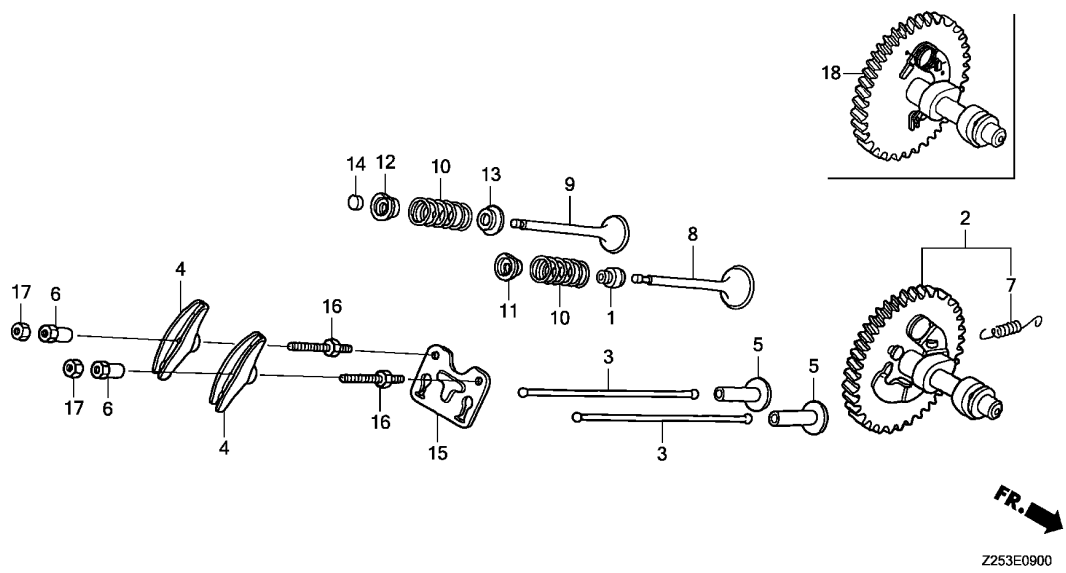






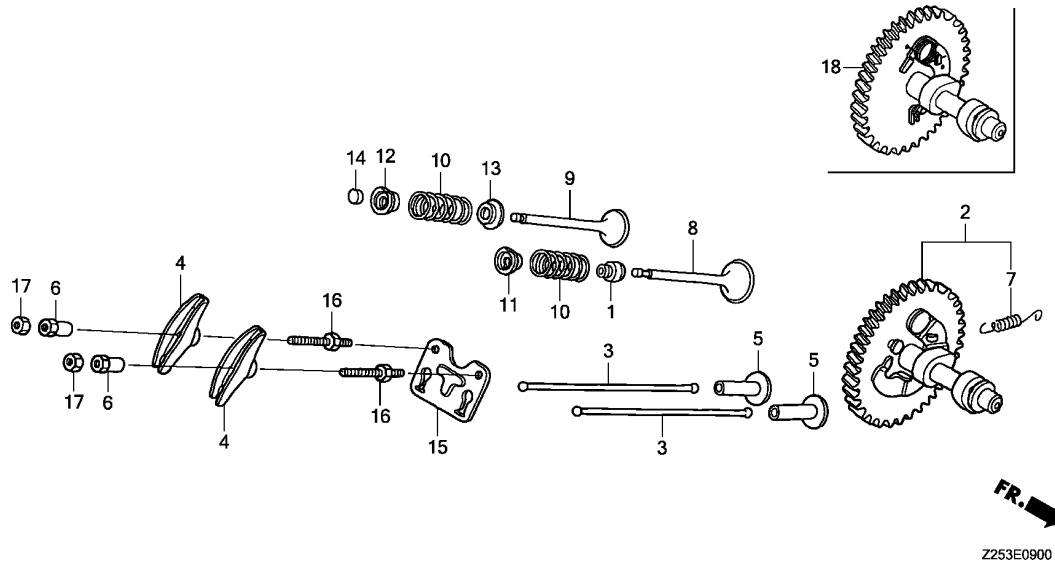
Ref. No.	L.O.N.	(Relative ref. Number) Description	F.R.T.
1	1111K2	SEAL, INTAKE VALVE STEM ..... .INCLUDES: Valve clearance adjustment (18)	1.8
2	1111C2	CAMSHAFT ..... .INCLUDES: Engine removal and installation .INCLUDES: Valve clearance adjustment	3.2
3	1111L6	ROD, PUSH :INTAKE ..... .INCLUDES: Valve clearance adjustment	0.4
	1111L7	ROD, PUSH :EXHAUST ..... .INCLUDES: Valve clearance adjustment	0.4
	1111L8	ROD, PUSH :BOTH ..... .INCLUDES: Valve clearance adjustment	0.5
4	1111A2	ARM, ROCKER :INTAKE ..... .INCLUDES: Valve clearance adjustment	0.4
	1111A2A	.Replace exhaust rocker arm add .....	0.1
+	1111A1	ARM, ROCKER :EXHAUST .....	0.4

Ref. No.	Part No.	Description	Reqd. QTY			Serial No.	Parts catalogue code
			EU 65 is	EU 65 is1	EU 65 isN1		
1	12209-ZE8-003	SEAL, VALVE STEM .....	1	1	1		
2	14100-ZF6-W01	CAMSHAFT ASSY. ....	1	-	-		
	14100-Z5T-810	.....	-	1	-	-----	CL,F,G,GW,IT,K,L,LT,R,RH,S,SK,U
3	14410-ZE3-013	ROD, PUSH .....	2	2	-	-----	CL,F,G,GW,IT,K,L,LT,R,RD,RH,S,SK,U
	14410-Z1C-000	.....	-	2	2	-----	CLT,FT,GT,GWT,ITT,KT,L9T,LTT,RDT,RHT,RT,SKT,ST,UT
4	14431-ZE2-010	ARM, VALVE ROCKER .....	2	2	2		
5	14441-ZE2-000	LIFTER, VALVE .....	2	2	2		
6	14451-ZE1-013	PIVOT, ROCKER ARM .....	2	2	2		
7	14568-ZE1-000	SPRING, WEIGHT RETURN .....	1	1	-	-----	CL,F,G,GW,IT,K,L,LT,R,RD,RH,S,SK,U
8	14711-ZE3-000	VALVE, IN. ....	1	-	-		
	14711-Z5T-000	.....	-	1	1		
9	14721-ZE3-810	VALVE, EX.(STELLITE) .....	1	-	-		
	14721-Z5T-800	.....	-	1	1		
10	14751-ZE2-003	SPRING, VALVE .....	2	-	-		
	14751-Z1C-000	.....	-	2	2		
11	14771-ZE2-000	RETAINER, IN. VALVE SPRING ..	1	-	-		
	14771-Z8S-000	.....	-	1	1		
12	14773-ZE2-000	RETAINER, EX. VALVE SPRING ..	1	-	-		
	14771-Z8S-000	RETAINER, IN. VALVE SPRING ..	-	1	1		
		(EXHAUST SIDE)					
13	14775-ZE2-010	SEAT, VALVE SPRING .....	1	1	1		
14	14781-ZE2-000	ROTATOR, VALVE .....	1	-	-		
15	14791-ZE2-010	GUIDE, PUSH ROD .....	1	1	-	-----	CL,F,G,GW,IT,K,L,LT,R,RD,RH,S,SK,U
	14791-Z1D-000	.....	-	1	1	-----	CLT,FT,GT,GWT,ITT,KT,L9T,LTT,RDT,RHT,RT,SKT,ST,UT
16	90012-ZE0-010	BOLT, PIVOT, 8MM .....	2	2	2		
17	90206-ZE1-000	NUT, PIVOT ADJUSTING .....	2	2	2		
18	14100-Z5T-910	CAMSHAFT COMP.(STD.) .....	-	1	1	-----	CLT,FT,GT,GWT,ITT,KT,L9T,LTT,RDT,RHT,RT,SKT,ST,UT

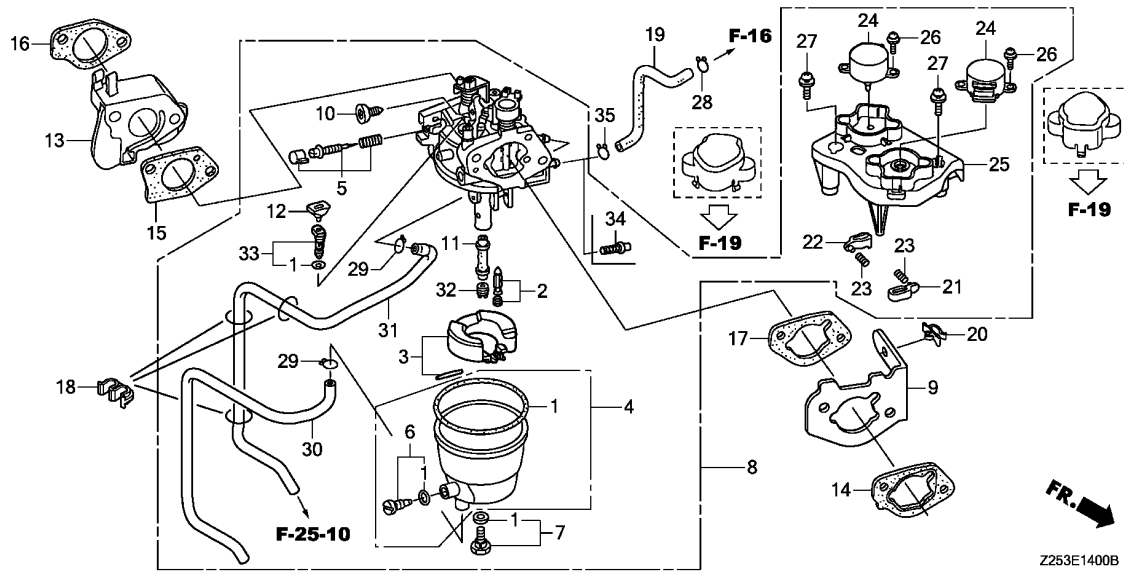


Ref. No.	L.O.N.	(Relative ref. Number) Description	F.R.T.
+ 4		.INCLUDES: Valve clearance adjustment	
1111A1A		.Replace intake rocker arm add	0.1
5	1111L9	LIFTER, VALVE :INTAKE .....	3.2
		.INCLUDES: Engine removal and installation	
		.INCLUDES: Valve clearance adjustment	
1111M0		LIFTER, VALVE :EXHAUST .....	3.2
		.INCLUDES: Engine removal and installation	
		.INCLUDES: Valve clearance adjustment	
1111M1		LIFTER, VALVE :BOTH .....	3.2
8	1111L1	VALVE, INTAKE .....	1.9
		.INCLUDES: Valve clearance adjustment and reface	
1111L1E		.Replace intake and exhaust all add .....	0.2
9	1111L0	VALVE, EXHAUST .....	1.9
		.INCLUDES: Valve clearance adjustment and reface	
1111LOE		.Replace intake and exhaust all add .....	0.2
+10	1111P3	SPRING, VALVE :INTAKE .....	1.8





Ref. No.	L.O.N.	(Relative ref. Number) Description	F.R.T.
+10		.INCLUDES: Valve clearance adjustment	
1111P3A		.Replace intake and exhaust all add .....	0.1
1111P4		SPRING, VALVE :EXHAUST .....	1.8
		.INCLUDES: Valve clearance adjustment	
1111P4A		.Replace intake and exhaust all add .....	0.1
14 1111J7		ROTATOR, VALVE .....	0.4
		.INCLUDES: Valve clearance adjustment	

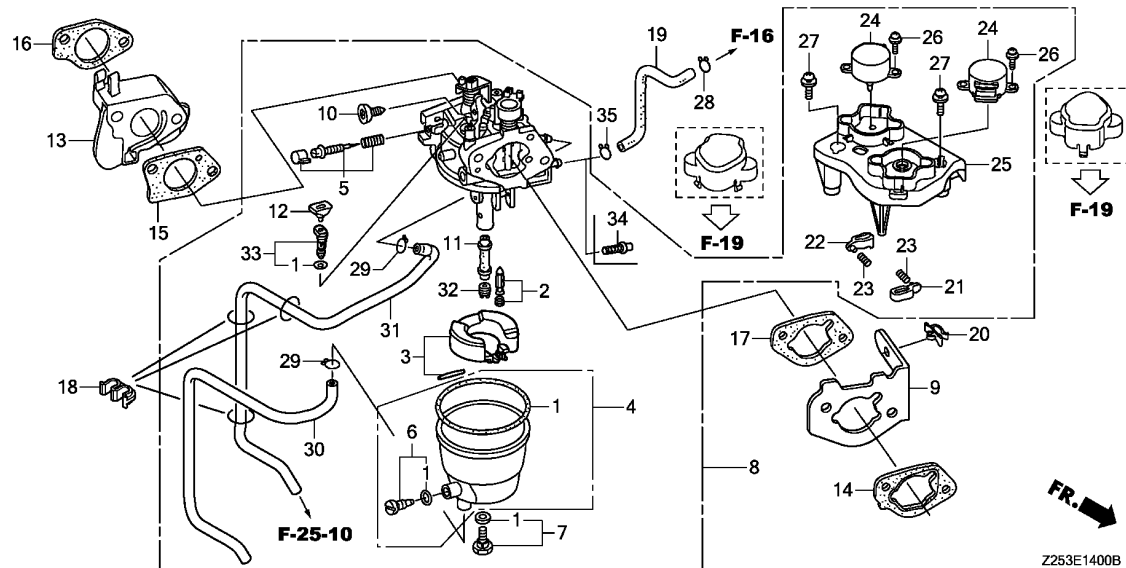


Ref. No.	L.O.N.	(Relative ref. Number) Description	F.R.T.
1	3111B1	GASKET SET, CARBURETOR (3)	0.7
2	3111E1	FLOAT VALVE SET AND/OR FLOAT SET	0.6
4	3111A3	FLOAT CHAMBER SET AND/OR GASKET	0.5
5	3111D7	SCREW SET, PILOT	0.2
8	3111F3	CARBURETOR (16)	0.4
13	3111C0	CARBURETOR INSULATOR AND/OR PACKING	0.5
14	3111D9	SPACER, CARBURETOR	0.3
15	3111C8	PACKING, CARBURETOR (9)	0.4
17	3121D9	PACKING, AIR CLEANER	0.3
19	3101F1	TUBE, FUEL TANK	0.4
24	6151F0	MOTOR, THROTTLE CONTROL	0.5
	6151FOA	.Replace one control motor add	0.1
	8101BA	MOTOR, CHOKE CONTROL	0.5
	8101BAA	.Replace one control motor add (11)	0.1
32	3111C3	JET, MAIN	0.6
34	3111T4	SCREEN, CARBURETOR FUEL STRAINER	0.4

Z253E1400B

Ref. No.	Part No.	Description	Reqd. QTY			Serial No.	Parts catalogue code
			EU 65 is	EU 65 is1	EU 65 isN1		
1	16010-ZA0-921	GASKET SET	1	1	1		
2	16011-ZA0-931	VALVE SET, FLOAT	1	1	1		
3	16013-ZA0-931	FLOAT SET	1	1	1		
4	16015-ZA0-931	CHAMBER SET, FLOAT	1	1	1		
5	16016-ZH7-W01	SCREW SET, PILOT	1	1	1		
6	16024-124-760	SCREW SET, DRAIN	1	1	1		
7	16028-ZA0-701	SCREW SET	1	1	1		
8	16100-ZK6-E41	CARBURETOR ASSY. (BE89G A)	1	-	-		
	16100-ZF6-D31	CARBURETOR ASSY. (BE95D A)	-	1	1		
9	16105-ZK6-E40	HOLDER, TUBE	1	1	1		
10	16124-ZF6-F41	SCREW, STOP	1	1	1		
11	16166-ZF6-F41	NOZZLE, MAIN	1	-	-		
	16166-ZF6-D31		-	1	1		
12	16172-ZE3-W10	COLLAR, SETTING	1	1	1		
13	16211-ZF6-F40	INSULATOR, CARBURETOR	1	-	-		
	16211-ZF6-D50		-	1	1		
14	16220-ZA0-702	SPACER COMP., CARBURETOR	1	1	1		
15	16221-ZF6-800	PACKING, CARBURETOR	1	-	-		
	16221-Z5T-000		-	1	1		
16	16223-ZE3-W00	PACKING, INSULATOR	1	-	-		
	16212-Z5T-000	PACKING, CARBURETOR INSULATOR	-	1	1		
17	16269-ZA0-800	PACKING, AIR CLEANER	1	1	1		
18	17205-PC6-000	CLAMP, TUBE, 7.5X2	3	3	3		
19	17701-Z11-000	TUBE, FUEL TANK	1	-	-		
	17701-ZF6-E00		-	1	1		
20	32172-GJ1-003	CLIP B, HARNESS	1	1	1		



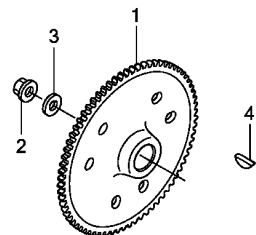


Z253E1400B

Ref. No.	Part No.	Description	Reqd. QTY			Serial No.	Parts catalogue code
			EU 65 is	EU 65 is1	EU 65 isN1		
21	36161-ZF6-F41	LEVER, LINK .....	1	1	1		
22	36161-ZL0-D31	LEVER, LINK .....	1	1	1		
23	36162-ZL0-D31	SPRING, COMPRESSION COIL .....	2	2	2		
24	36165-ZF6-F41	MOTOR COMP., THROTTLE CONTROL .....	2	2	2		
25	36166-ZF6-F41	BRACKET, THROTTLE MOTOR .....	1	1	1		
26	90003-ZL0-D30	SCREW-WASHER, 3X8 .....	4	4	4		
27	93893-04012-18	SCREW-WASHER, 4X12 .....	2	2	2		
28	95002-02080	CLIP, TUBE(B8) .....	1	1	1		
29	95002-45000	CLIP, TUBE(C8) .....	2	2	2		
30	95003-09040-31	TUBE, VINYL, 4.5X8X400 (95003-09001-60M)	1	1	1		
31	95003-09055-31	TUBE, VINYL, 4.5X8X550 (95003-09001-60M)	1	1	1		
32	99101-ZH8-0920	JET, MAIN, #92 .....	(1)	(1)	(1)		
	99101-ZH8-0950	JET, MAIN, #95 .....	(1)	-	-		
	99101-ZH8-0980	JET, MAIN, #98 .....	1	-	-		
	99101-ZH8-0900	JET, MAIN, #90 .....	-	(1)	(1)		
	99101-ZH8-0950	JET, MAIN, #95 .....	-	1	1		
33	99204-ZE2-0400	JET SET, PILOT, #40 .....	1	1	1		
34	16176-Z2G-D51	SCREEN, FUEL STRAINER .....	-	1	1		
35	95002-02080	CLIP, TUBE(B8) .....	1	-	-		
	95002-50000	CLIP, TUBE(C9) .....	-	1	1		

2

Ref. No.	L.O.N.	(Relative ref. Number) Description	F.R.T.
1	2161B5	FLYWHEEL .....	0.6

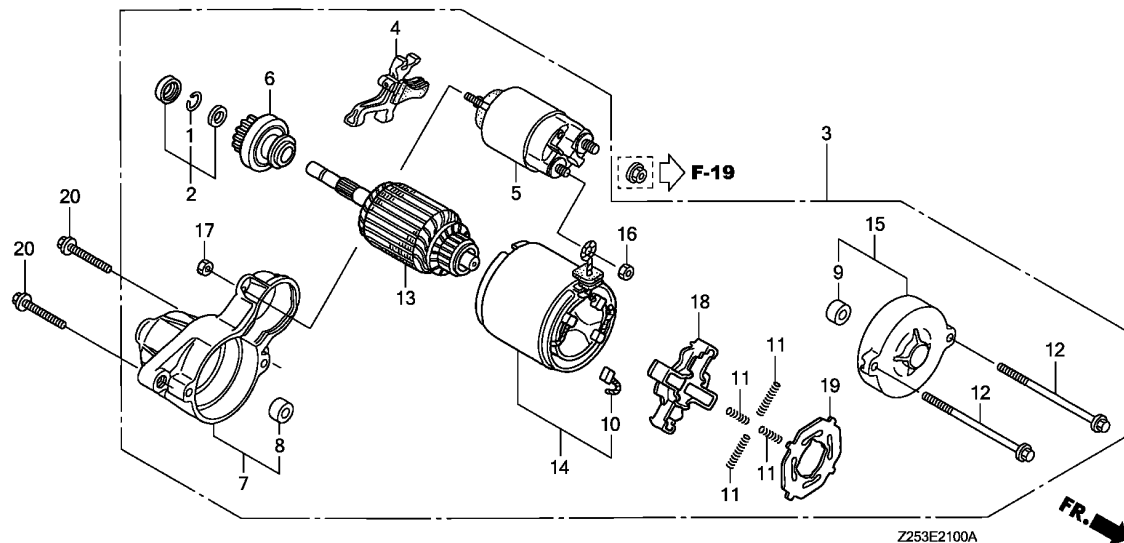


Z253E1900



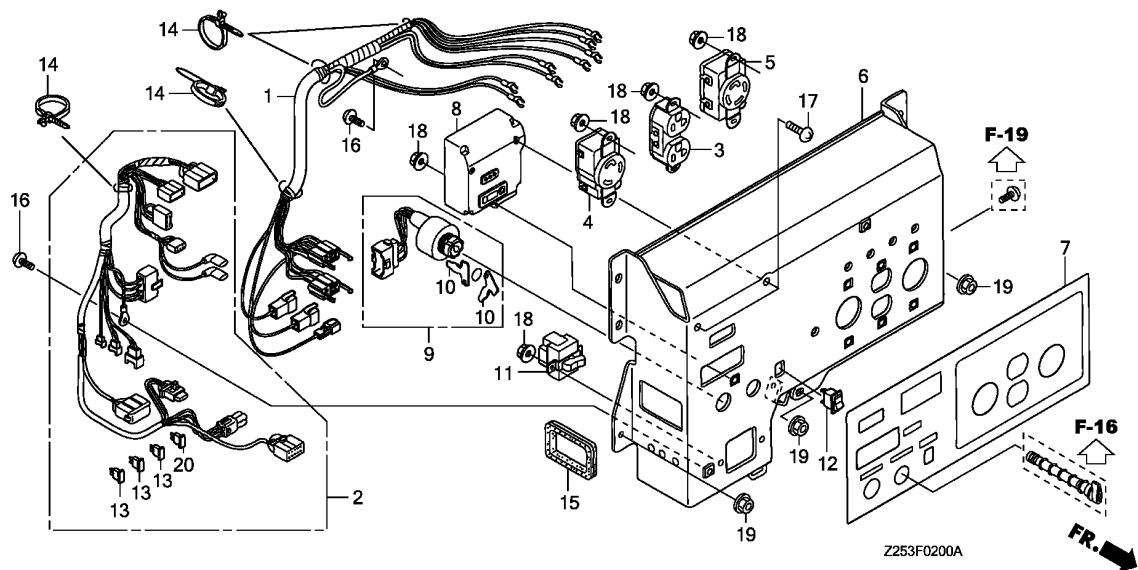
Ref. No.	Part No.	Description	Reqd. QTY			Serial No.	Parts catalogue code
			EU 65 is	EU 65 is1	EU 65 isN1		
1	31110-ZF6-F40	FLYWHEEL COMP. ....	1	1	1		
2	90201-ZE3-790	NUT, SPECIAL, 16MM .....	1	-	-		
	90201-ZE3-V00	.....	-	1	1		
3	90473-ZF6-F40	WASHER, FLYWHEEL .....	1	1	1		
4	90741-ZE2-000	KEY, SPECIAL WOODRUFF, 25X18	1	1	1		





Ref. No.	L.O.N.	(Relative ref. Number) Description	F.R.T.
3	6121D5	MOTOR, STARTER .....	1.0
5	6121C9	SWITCH, STARTER MAGNETIC .....	1.1
6	6121B0	CLUTCH, OVERRUNNING .....	1.3
7	6121C2	HOUSING, DRIVE SIDE .....	1.2
10	6121A9	BRUSH, STARTER .....	1.2
11	6121G0	SPRING, STARTER BRUSH .....	1.1
.NOTE: Same time for two units or more			
13	6121A0	ARMATURE, STARTER .....	1.4
14	6121D1	YOKE, STARTER .....	1.1
18	6121B6	HOLDER, STARTER BRUSH .....	1.1

Ref. No.	Part No.	Description	Reqd. QTY			Serial No.	Parts catalogue code
			EU 65 is	EU 65 is1	EU 65 isN1		
1	30201-PH9-004	RING, SNAP(DENSO) .....	1	1	1		
2	30202-PZ1-003	COLLAR SET, CLUTCH STOP .....	1	1	1		
3	31200-ZF6-F42	MOTOR ASSY., STARTER .....	1	-	1	----- F,G,GW,IT,RDT	
	31200-ZF6-F41	.....	1	-	-	4221824 K,L,LT,R,RD,RH,SK,U	
	31200-ZF6-F42	.....	1	-	-	4221825 K,L,LT,R,RD,RH,SK,U	
4	31203-PN4-003	LEVER, PINION DRIVE .....	1	1	1		
5	31204-Z2E-003	SWITCH ASSY., MAGNET .....	1	-	1	----- F,G,GW,IT,RDT	
	31204-ZJ1-H01	.....	1	-	-	4221824 K,L,LT,R,RD,RH,SK,U	
	31204-Z2E-003	.....	1	-	-	4221825 K,L,LT,R,RD,RH,SK,U	
			-	1	-		
6	31207-ZF6-F41	CLUTCH COMP., OVERRUNNING ...	1	1	1		
7	31208-ZF6-F41	HOUSING COMP., DRIVE SIDE ...	1	1	1		
8	31209-PH9-004	BEARING A .....	1	1	1		
9	31210-PH9-004	BEARING B .....	1	1	1		
10	31211-PH9-004	BRUSH .....	4	4	4		
11	31212-PH9-004	SPRING, BRUSH .....	4	4	4		
12	31214-PH9-004	BOLT, THROUGH .....	2	2	2		
13	31217-ZG8-003	ARMATURE COMP. ....	1	1	1		
14	31218-PH9-004	YOKE COMP. ....	1	1	1		
15	31219-ZF6-F41	FRAME COMP., COMMUTATOR END -	1	1	1		
16	31220-PH9-004	NUT, HEX., 8MM .....	1	1	1		
17	31223-PA0-006	NUT, HEX. ....	2	2	2		
18	31231-PH9-004	HOLDER, BRUSH .....	1	1	1		
19	31233-PH9-004	INSULATOR, BRUSH HOLDER .....	1	1	1		
20	95701-10035-00	BOLT, FLANGE, 10X35 .....	2	2	2		

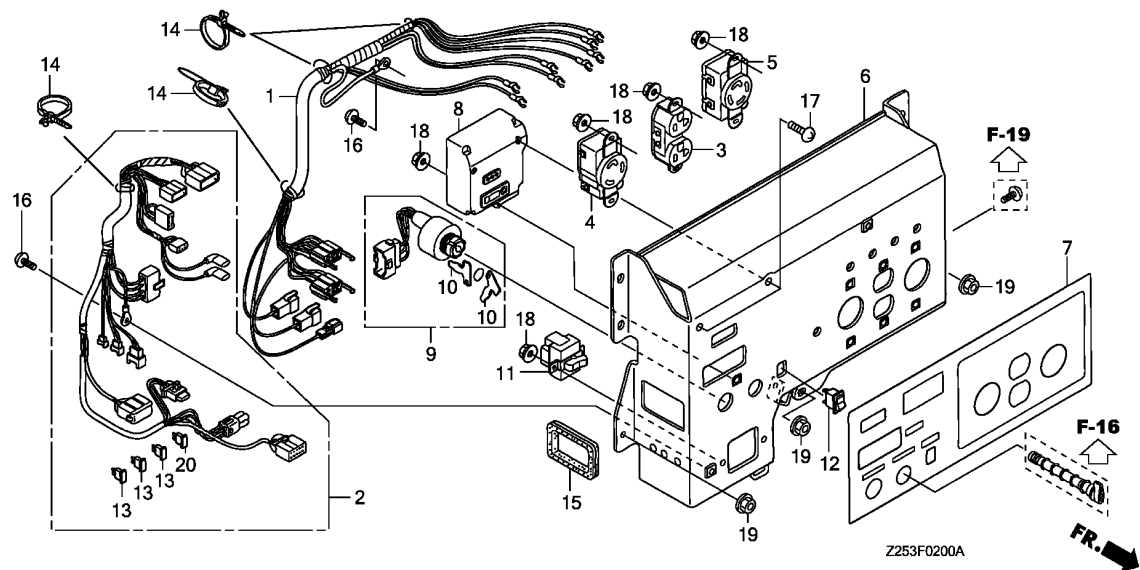


Ref. No.	L.O.N.	(Relative ref. Number) Description	F.R.T.
1	6111C3	HARNESS, MAIN WIRE .....	0.7
2	6111B9	HARNESS, CONTROL WIRE .....	0.6
3	6221D5	RECEPTACLE/CONSENT, CONTROL PANEL .....	0.6
	6221E5	RECEPTACLE/CONSENT, CONTROL PANEL :ALL .....	0.7
6	6221N9	PANEL, GENERATOR CONTROL .....	0.8
8	6201C2	CONTROL UNIT, GENERATOR .....	0.6
9	6151E1	SWITCH, COMBINATION .....	0.6
11	6151F1	SWITCH, VOLT CHANGE .....	0.6
12	6151E5	SWITCH, AUTO THROTTLE .....	0.5
13	8121A7	FUSE, BLADE .....	0.1

.NOTE: Same time for two units or more

Ref. No.	Part No.	Description	Reqd. QTY			Serial No.	Parts catalogue code
			EU 65 is	EU 65 is1	EU 65 isN1		
1	32100-Z11-B30	HARNESS ASSY., MAIN WIRE ....	1	1	-	-----	L,L9T,LT,LTT
2	32150-Z11-A32	HARNESS ASSY., CONTROL WIRE ..	1	1	-	-----	L,L9T,LT,LTT
3	32330-899-631	RECEPTACLE(20A/125V) (MATSUSHITA)	1	1	-	-----	L,L9T,LT,LTT
4	32332-ZB4-630	RECEPTACLE(30A/125V) .....	1	1	-	-----	L,L9T,LT,LTT
5	32334-ZA0-631	RECEPTACLE(30A/125-250V) ....	1	1	-	-----	L,L9T,LT,LTT
6	32345-Z11-A31	PANEL COMP., CONTROL .....	1	1	-	-----	L,L9T,LT,LTT
7	32366-Z25-B30	MARK, PANEL(EU-L) .....	1	1	-	-----	L,L9T
	32366-Z25-U81	MARK, PANEL(EU-LT) .....	1	1	-	-----	LT,LTT
8	34110-Z11-A32	UNIT ASSY., GENERATOR CONTROL	1	-	-	-----	LT
	34110-Z11-A31	.....	1	-	-	1008603	L
	34110-Z11-A32	.....	1	-	-	1008604	L
	34110-Z25-F61	.....	-	1	-	-----	L,L9T,LT,LTT
9	35100-Z11-013	SWITCH ASSY., COMBINATION ...	1	-	-	-----	LT
	35100-Z11-003	.....	1	-	-	1008603	L
	35100-Z11-013	.....	1	-	-	1008604	L
		.....	-	1	-	-----	L,L9T,LT,LTT
10	35111-880-013	KEY COMP. ....	2	2	-	-----	L,L9T,LT,LTT
11	35320-Z11-A01	SWITCH ASSY., VOLT CHANGE ...	1	1	-	-----	L,L9T,LT,LTT
12	36214-Z11-A01	SWITCH COMP., AUTO-THROTTLE (OTAX)	1	-	-	-----	LT
	36214-ZS9-A00	SWITCH COMP., AUTO-THROTTLE ..	1	-	-	1018587	L
	36214-ZS9-A01	.....	1	-	-	1018588	L
	36214-Z11-A01	SWITCH COMP., AUTO-THROTTLE (OTAX)	-	1	-	-----	L,L9T,LT,LTT
13	38206-735-921	FUSE, BLADE(1A) .....	3	3	-	-----	L,L9T,LT,LTT
14	90672-SB2-003	STRAP, CABLE, 105MM(BLACK) ..	4	4	-	-----	L,L9T,LT,LTT





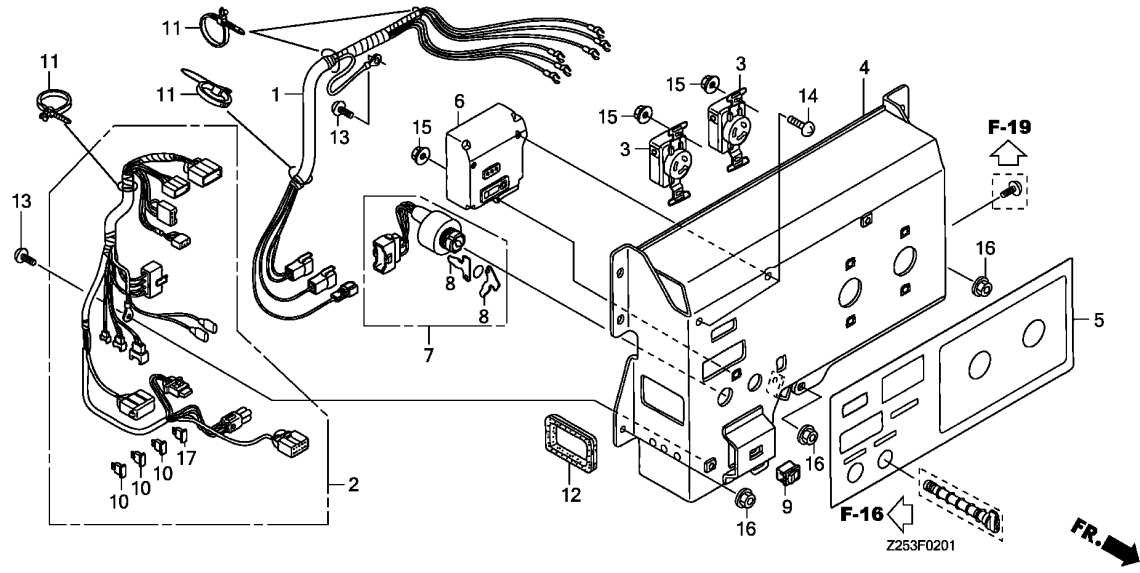
3

Ref. No.	Part No.	Description	Reqd. QTY			Serial No.	Parts catalogue code
			EU 65 is	EU 65 is1	EU 65 isN1		
15	91654-Z11-000	GROMMET, CONTROL HARNESS	1	1	-	-----	L,L9T,LT,LTT
16	93500-05008-3J	SCREW, PAN, 5X8	2	2	-	-----	L,L9T,LT,LTT
17	93500-05012-0G	SCREW, PAN, 5X12	2	2	-	-----	L,L9T,LT,LTT
18	94050-04000	NUT, FLANGE, 4MM	9	9	-	-----	L,L9T,LT,LTT
19	94050-06000	NUT, FLANGE, 6MM	3	3	-	-----	L,L9T,LT,LTT
20	98200-31500	FUSE, BLADE (15A)	1	1	-	-----	L,L9T,LT,LTT

# F-2-1

# CONTROL PANEL(K,KT,R,RH,RHT,RT,S,ST)

**E 3**

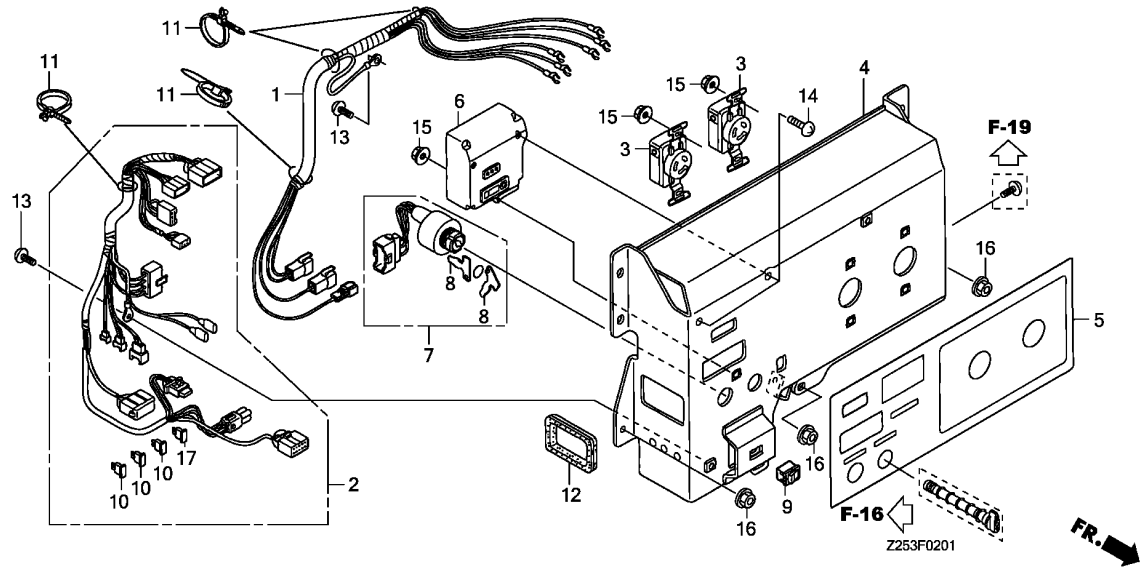


Ref. No.	L.O.N.	(Relative ref. Number) Description	F.R.T.
1	6111C3	HARNESS, MAIN WIRE .....	0.7
2	6111B9	HARNESS, CONTROL WIRE .....	0.6
3	6221D5	RECEPTACLE/CONSENT, CONTROL PANEL .....	0.6
	6221E5	RECEPTACLE/CONSENT, CONTROL PANEL :ALL .....	0.7
4	6221N9	PANEL, GENERATOR CONTROL .....	0.8
6	6201C2	CONTROL UNIT, GENERATOR .....	0.6
7	6151E1	SWITCH, COMBINATION .....	0.6
9	6151E5	SWITCH, AUTO THROTTLE .....	0.5
10	8121A7	FUSE, BLADE .....	0.1

.NOTE: Same time for two units or more

Ref. No.	Part No.	Description	Reqd. QTY			Serial No.	Parts catalogue code
			EU 65 is	EU 65 is1	EU 65 isN1		
1	32100-Z11-A70	HARNESS ASSY., MAIN WIRE .....	1	1	-	K,KT,R,RH,RHT,RT,S,ST	
2	32150-Z11-A61	HARNESS ASSY., CONTROL WIRE .....	1	1	-	K,KT,R,RH,RHT,RT	
	32150-Z11-A71	.....	-	1	-	S,ST	
3	32331-880-680	CONSENT(20A/250V) .....	2	2	-	K,KT,R,RH,RHT,RT,S,ST	
4	32345-Z11-A70	PANEL COMP., CONTROL .....	1	1	-	K,KT,R,RH,RHT,RT,S,ST	
5	32366-Z25-B80	MARK, PANEL(EU-K) .....	1	1	-	K,KT	
	32366-Z25-B60	MARK, PANEL(EU-R) .....	1	1	-	R,RT	
	32366-Z25-R61	MARK, PANEL(CHINA) .....	1	1	-	RH,RHT	
	32366-Z25-F70	MARK, PANEL(EU-S) .....	-	1	-	S,ST	
6	34110-Z11-A32	UNIT ASSY., GENERATOR CONTROL .....	1	-	-	K,RH	
	34110-Z11-A31	.....	1	-	-	1008603 R	
	34110-Z11-A32	.....	1	-	-	1008604 R	
	34110-Z25-F61	.....	-	1	-	K,KT,R,RH,RHT,RT,S,ST	
7	35100-Z11-013	SWITCH ASSY., COMBINATION .....	1	-	-	K,RH	
	35100-Z11-003	.....	1	-	-	1008603 R	
	35100-Z11-013	.....	-	1	-	1008604 R	
		.....	-	1	-	K,KT,R,RH,RHT,RT,S,ST	
8	35111-880-013	KEY COMP. ....	2	2	-	K,KT,R,RH,RHT,RT,S,ST	
9	36214-Z11-A01	SWITCH COMP., AUTO-THROTTLE (OTAX) .....	1	-	-	K	
	36214-ZS9-A01	SWITCH COMP., AUTO-THROTTLE .....	1	-	-	RH	
	36214-ZS9-A00	.....	1	-	-	1018587 R	
	36214-ZS9-A01	.....	1	-	-	1018588 R	
	36214-Z11-A01	SWITCH COMP., AUTO-THROTTLE (OTAX) .....	-	1	-	K,KT,R,RH,RHT,RT,S,ST	
10	38206-735-921	FUSE, BLADE(1A) .....	3	3	-	K,KT,R,RH,RHT,RT,S,ST	
11	90672-SB2-003	STRAP, CABLE, 105MM(BLACK) ..	4	4	-	K,KT,R,RH,RHT,RT,S,ST	

**3**

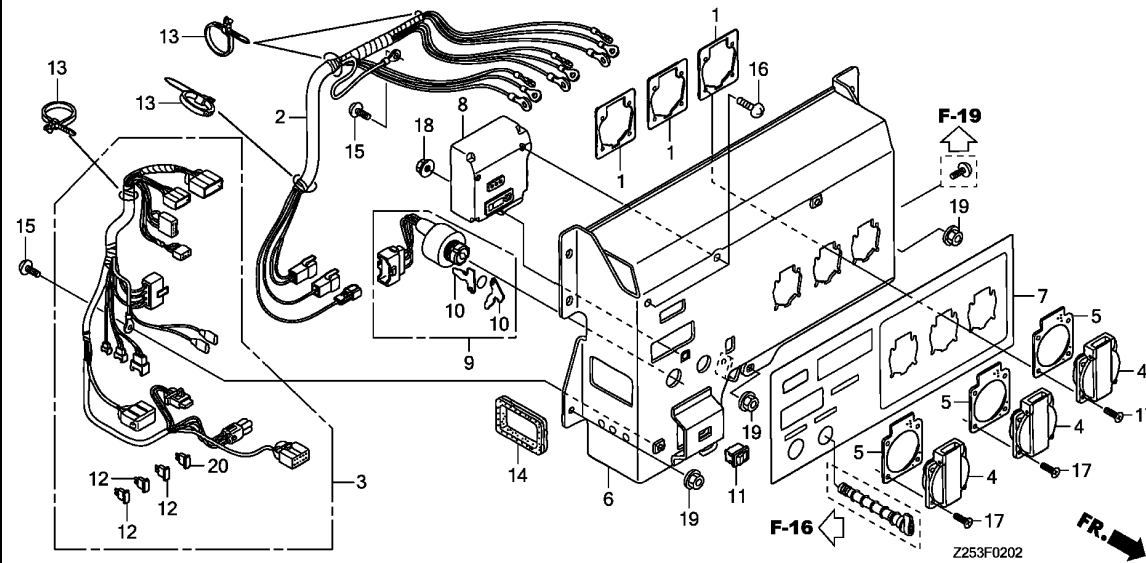


Ref. No.	Part No.	Description	Reqd. QTY			Serial No.	Parts catalogue code
			EU 65 is	EU 65 is1	EU 65 isN1		
12	91654-Z11-000	GROMMET, CONTROL HARNESS	1	1	-	-----	K,KT,R,RH,RHT,RT,S,ST
13	93500-05008-3J	SCREW, PAN, 5X8	2	2	-	-----	K,KT,R,RH,RHT,RT,S,ST
14	93500-05012-0G	SCREW, PAN, 5X12	2	2	-	-----	K,KT,R,RH,RHT,RT,S,ST
15	94050-04000	NUT, FLANGE, 4MM	5	5	-	-----	K,KT,R,RH,RHT,RT,S,ST
16	94050-06000	NUT, FLANGE, 6MM	3	3	-	-----	K,KT,R,RH,RHT,RT,S,ST
17	98200-31500	FUSE, BLADE (15A)	1	1	-	-----	K,KT,R,RH,RHT,RT,S,ST

F-2-2

CONTROL PANEL(SK,SKT)

E 5



Ref. No.	L.O.N.	(Relative ref. Number) Description	F.R.T.
2	6111C3	HARNESS, MAIN WIRE .....	0.7
3	6111B9	HARNESS, CONTROL WIRE .....	0.6
4	6221D5	RECEPTACLE/CONSENT, CONTROL PANEL .....	0.6
	6221E5	RECEPTACLE/CONSENT, CONTROL PANEL :ALL .....	0.7
6	6221N9	PANEL, GENERATOR CONTROL .....	0.8
8	6201C2	CONTROL UNIT, GENERATOR .....	0.6
9	6151E1	SWITCH, COMBINATION .....	0.6
11	6151E5	SWITCH, AUTO THROTTLE .....	0.5
12	8121A7	FUSE, BLADE .....	0.1

.NOTE: Same time for two units or more

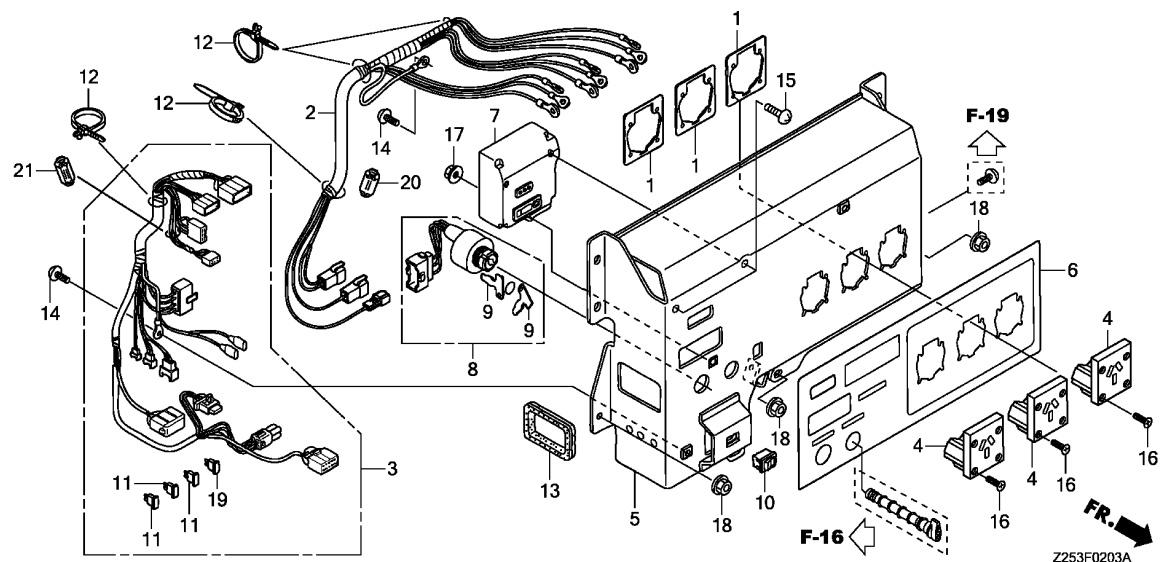
Ref. No.	Part No.	Description	Reqd. QTY			Serial No.	Parts catalogue code
			EU 65 is	EU 65 is1	EU 65 isN1		
1	31426-ZA8-761	PLATE, CONSENT SETTING .....	3	3	-	SK,SKT	
2	32100-Z11-A81	HARNESS ASSY., MAIN WIRE .....	1	1	-	SK,SKT	
3	32150-Z11-A71	HARNESS ASSY., CONTROL WIRE .....	1	1	-	SK,SKT	
4	32331-ZT3-C60	RECEPTACLE(16A/250V) .....	3	3	-	SK,SKT	
5	32335-875-610	PACKING, RECEPTACLE .....	3	3	-	SK,SKT	
6	32345-Z11-A80	PANEL COMP., CONTROL .....	1	1	-	SK,SKT	
7	32366-Z25-R10	MARK, PANEL(EU-SK) .....	1	1	-	SK,SKT	
8	34110-Z11-A31	UNIT ASSY., GENERATOR CONTROL .....	1	-	-	1008603 SK	
	34110-Z11-A32	.....	1	-	-	1008604 SK	
	34110-Z25-F61	.....	-	1	-	SK,SKT	
9	35100-Z11-003	SWITCH ASSY., COMBINATION .....	1	-	-	1008603 SK	
	35100-Z11-013	.....	1	-	-	1008604 SK	
		.....	-	1	-	SK,SKT	
10	35111-880-013	KEY COMP. ....	2	2	-	SK,SKT	
11	36214-ZS9-A00	SWITCH COMP., AUTO-THROTTLE .....	1	-	-	1018587 SK	
	36214-ZS9-A01	.....	1	-	-	1018588 SK	
	36214-Z11-A01	SWITCH COMP., AUTO-THROTTLE (OTAX) .....	-	1	-	SK,SKT	
12	38206-735-921	FUSE, BLADE(1A) .....	3	3	-	SK,SKT	
13	90672-SB2-003	STRAP, CABLE, 105MM(BLACK) .....	4	4	-	SK,SKT	
14	91654-Z11-000	GROMMET, CONTROL HARNESS .....	1	1	-	SK,SKT	
15	93500-05008-3J	SCREW, PAN, 5X8 .....	2	2	-	SK,SKT	
16	93500-05012-0G	SCREW, PAN, 5X12 .....	2	2	-	SK,SKT	
17	93600-04016-1G	SCREW, FLAT, 4X16 .....	12	12	-	SK,SKT	
18	94050-04000	NUT, FLANGE, 4MM .....	1	1	-	SK,SKT	
19	94050-06000	NUT, FLANGE, 6MM .....	3	3	-	SK,SKT	
20	98200-31500	FUSE, BLADE(15A) .....	1	1	-	SK,SKT	

3

# F-2-3

# CONTROL PANEL(U,UT)

E 6



Ref. No.	L.O.N.	(Relative ref. Number) Description	F.R.T.
2	6111C3	HARNESS, MAIN WIRE .....	0.7
3	6111B9	HARNESS, CONTROL WIRE .....	0.6
4		(1)	
	6221J4	SOCKET, CONTROL PANEL .....	0.6
	6221J5	SOCKET, CONTROL PANEL :ALL ...	0.7
5	6221N9	PANEL, GENERATOR CONTROL .....	0.8
7	6201C2	CONTROL UNIT, GENERATOR .....	0.6
8	6151E1	SWITCH, COMBINATION .....	0.6
10	6151E5	SWITCH, AUTO THROTTLE .....	0.5
11		(19)	
	8121A7	FUSE, BLADE .....	0.1

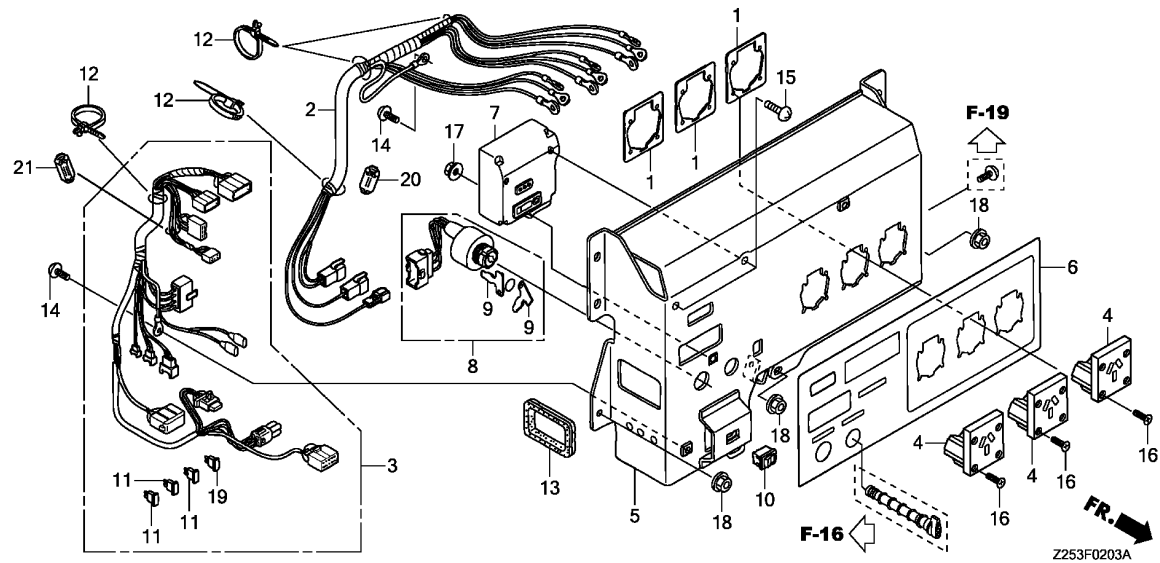
.NOTE: Same time for two units or more

Ref. No.	Part No.	Description	Reqd. QTY			Serial No.	Parts catalogue code
			EU 65 is	EU 65 is1	EU 65 isN1		
1	31426-ZA8-761	PLATE, CONSENT SETTING .....	3	3	-	-----	U,UT
2	32100-Z11-A81	HARNESS ASSY., MAIN WIRE .....	1	-	-	-----	U
	32100-Z25-F80	.....	-	1	-	-----	U,UT
3	32150-Z11-A61	HARNESS ASSY., CONTROL WIRE .....	1	-	-	-----	U
	32150-Z25-F80	.....	-	1	-	-----	U,UT
4	32332-Z07-C81	SOCKET(15A/250V) .....	3	3	-	-----	U,UT
5	32345-Z11-A80	PANEL COMP., CONTROL .....	1	1	-	-----	U,UT
6	32366-Z25-A80	MARK, PANEL(EU-U) .....	1	1	-	-----	U,UT
7	34110-Z11-A31	UNIT ASSY., GENERATOR CONTROL .....	1	-	-	1008603	U
	34110-Z11-A32	.....	1	-	-	1008604	U
	34110-Z25-F61	.....	-	1	-	-----	U,UT
8	35100-Z11-003	SWITCH ASSY., COMBINATION .....	1	-	-	1008603	U
	35100-Z11-013	.....	-	1	-	1008604	U
		.....	-	1	-	-----	U,UT
9	35111-880-013	KEY COMP. ....	2	2	-	-----	U,UT
10	36214-ZS9-A00	SWITCH COMP., AUTO-THROTTLE .....	1	-	-	1018587	U
	36214-ZS9-A01	.....	1	-	-	1018588	U
	36214-Z11-A01	SWITCH COMP., AUTO-THROTTLE (OTAX) .....	-	1	-	-----	U,UT
11	38206-735-921	FUSE, BLADE(1A) .....	3	3	-	-----	U,UT
12	90672-SB2-003	STRAP, CABLE, 105MM(BLACK) ..	4	4	-	-----	U,UT
13	91654-Z11-000	GROMMET, CONTROL HARNESS .....	1	1	-	-----	U,UT
14	93500-05008-3J	SCREW, PAN, 5X8 .....	2	2	-	-----	U,UT
15	93500-05012-0G	SCREW, PAN, 5X12 .....	2	2	-	-----	U,UT
16	93600-04020-1G	SCREW, FLAT, 4X20 .....	12	12	-	-----	U,UT
17	94050-04000	NUT, FLANGE, 4MM .....	1	1	-	-----	U,UT

F-2-3

CONTROL PANEL(U,UT)

E 7



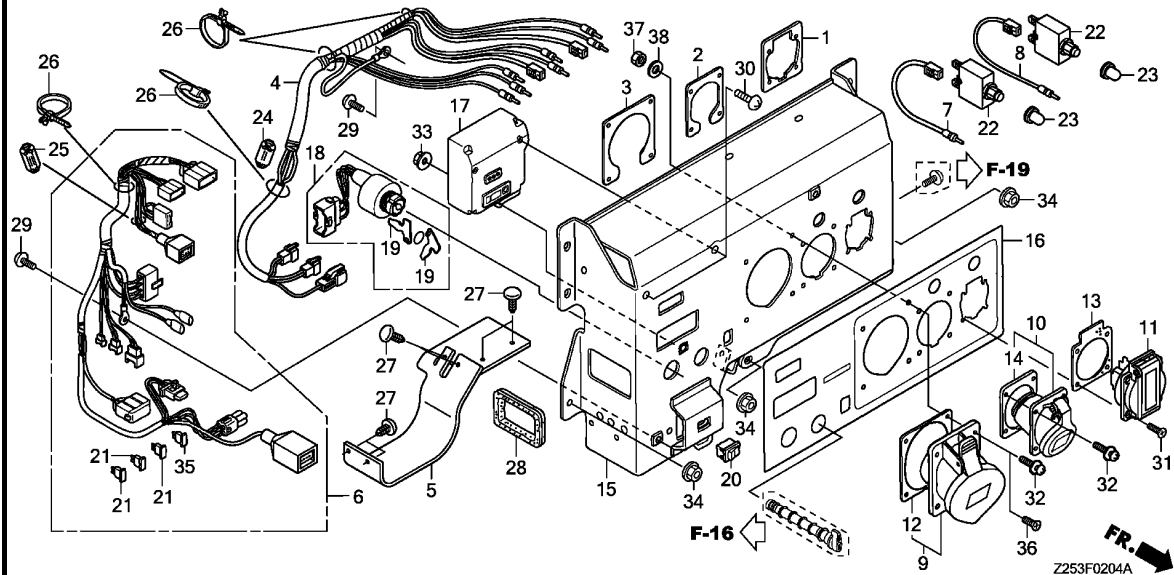
Ref. No.	Part No.	Description	Reqd. QTY			Serial No.	Parts catalogue code
			EU 65 is	EU 65 is1	EU 65 isN1		
18	94050-06000	NUT, FLANGE, 6MM .....	3	3	-	-----	U,UT
19	98200-31500	FUSE, BLADE(15A) .....	1	1	-	-----	U,UT
20	38398-Z25-A60	FILTER, SUB NOISE(AC) .....	-	1	-	-----	U,UT
21	38399-Z25-A60	FILTER, SUB NOISE(AC) .....	-	1	-	-----	U,UT

3

# F-2-4

# CONTROL PANEL(F,FT)

E 8



Ref. No.	L.O.N.	(Relative ref. Number) Description	F.R.T.
4	6111C3	HARNESS, MAIN WIRE .....	0.7
6	6111B9	HARNESS, CONTROL WIRE .....	0.6
9		(1,2,3,10,11,12,13,14)	
	6221D5	RECEPTACLE/CONSENT, CONTROL PANEL .....	0.6
	6221E5	RECEPTACLE/CONSENT, CONTROL PANEL :ALL .....	0.7
15	6221N9	PANEL, GENERATOR CONTROL .....	0.8
17	6201C2	CONTROL UNIT, GENERATOR .....	0.6
18	6151E1	SWITCH, COMBINATION .....	0.6
20	6151E5	SWITCH, AUTO THROTTLE .....	0.5
21		(35)	
	8121A7	FUSE, BLADE .....	0.1
		.NOTE: Same time for two units or more	
22	6221D4	PROTECTOR, CIRCUIT .....	0.6
		.NOTE: Same time for two units	

Ref. No.	Part No.	Description	Reqd. QTY			Serial No.	Parts catalogue code
			EU 65 is	EU 65 is1	EU 65 isN1		
1	31426-ZA8-761	PLATE, CONSENT SETTING .....	1	1	-	-----	F,FT
2	31426-ZB7-691	PLATE SET, CONSENT .....	1	1	-	-----	F,FT
3	31426-ZB8-691	PLATE SET, CONSENT .....	1	-	-	1046078	F
4	32100-Z25-B50	HARNESS ASSY., MAIN WIRE .....	1	1	-	-----	F,FT
5	32118-Z25-A60	SHEET, WATER PROOF .....	1	1	-	-----	F,FT
6	32150-Z25-A60	HARNESS ASSY., CONTROL WIRE .....	1	1	-	-----	F,FT
7	32196-Z25-A60	SUB CORD ASSY.(A) .....	1	1	-	-----	F,FT
8	32197-Z25-A60	SUB CORD ASSY.(B) .....	1	1	-	-----	F,FT
9	32330-ZA0-890	RECEPTACLE(32A/230V) .....	1	-	-	1046078	F
		(ABL SURSUM)					
	32330-Z22-A90	RECEPTACLE(32A/250V)(KEDU) ..	1	-	-	1046079	F
			-	1	-	-----	F,FT
10	32331-ZB3-G90	RECEPTACLE(16A/240V) .....	1	-	-	-----	F
	32330-Z11-A90	.....	-	1	-	-----	F,FT
11	32331-Z25-B50	RECEPTACLE(10/16A-250V) .....	1	1	-	-----	F,FT
12	32335-ZC6-670	PACKING .....	1	-	-	1046078	F
	32335-Z22-F90	.....	1	-	-	1046079	F
			-	1	-	-----	F,FT
13	32335-875-610	PACKING, RECEPTACLE .....	1	1	-	-----	F,FT
14	32335-898-690	PACKING, RECEPTACLE .....	1	-	-	-----	F
	32335-Z11-A90	PACKING .....	-	1	-	-----	F,FT
15	32345-Z25-B50	PANEL COMP., CONTROL .....	1	1	-	-----	F,FT
16	32366-Z25-B50	MARK, PANEL .....	1	1	-	-----	F,FT
17	34110-Z11-A32	UNIT ASSY., GENERATOR CONTROL .....	1	-	-	-----	F
	34110-Z25-F61	.....	-	1	-	-----	F,FT
18	35100-Z11-013	SWITCH ASSY., COMBINATION .....	1	1	-	-----	F,FT

3

Ref. No.	Part No.	Description	Reqd. QTY			Serial No.	Parts catalogue code
			EU 65 is	EU 65 is1	EU 65 isN1		
19	35111-880-013	KEY COMP. ....	2	2	-	-----	F,FT
20	36214-ZS9-A00	SWITCH COMP., AUTO-THROTTLE .	1	-	-	-----	1018587 F
	36214-ZS9-A01	.....	1	-	-	1018588	----- F
	36214-Z11-A01	SWITCH COMP., AUTO-THROTTLE	-	-	-	-----	----- F,FT
		(OTAX)	-	1	-	-----	----- F,FT
21	38206-735-921	FUSE, BLADE(1A) .....	3	3	-	-----	----- F,FT
22	38240-Z25-A61	PROTECTOR, CIRCUIT(16A) .....	2	-	-	-----	1016791 F
	38240-Z25-A62	.....	2	-	-	1016792	1045340 F
	38240-Z25-A63	.....	2	-	-	1045341	----- F
		.....	-	2	-	-----	----- F,FT
23	38242-Z25-A61	COVER COMP., CIRCUIT PROTECTOR	2	-	-	-----	1016791 F
	38242-Z25-A62	.....	2	-	-	1016792	----- F
		.....	-	2	-	-----	----- F,FT
24	38398-Z25-A60	FILTER, SUB NOISE(AC) .....	1	1	-	-----	----- F,FT
25	38399-Z25-A60	FILTER, SUB NOISE(AC) .....	1	1	-	-----	----- F,FT
26	90672-SB2-003	STRAP, CABLE, 105MM(BLACK) ..	4	4	-	-----	----- F,FT
27	91504-SD5-003	CLIP, WASHER MOUTH .....	6	6	-	-----	----- F,FT
28	91654-Z11-000	GROMMET, CONTROL HARNESS .....	1	1	-	-----	----- F,FT
29	93500-05008-3J	SCREW, PAN, 5X8 .....	2	2	-	-----	----- F,FT
30	93500-05012-0G	SCREW, PAN, 5X12 .....	2	2	-	-----	----- F,FT
31	93600-04016-1G	SCREW, FLAT, 4X16 .....	4	4	-	-----	----- F,FT
32	93893-05016-17	SCREW-WASHER, 5X16 .....	8	-	-	-----	1046078 F
		.....	4	-	-	1046079	----- F
	93893-05020-17	SCREW-WASHER, 5X20 .....	-	4	-	-----	----- F,FT
33	94050-04000	NUT, FLANGE, 4MM .....	1	1	-	-----	----- F,FT
34	94050-06000	NUT, FLANGE, 6MM .....	3	3	-	-----	----- F,FT
35	98200-31500	FUSE, BLADE(15A) .....	1	1	-	-----	----- F,FT
36	93600-05016-0G	SCREW, FLAT, 5X16 .....	4	-	-	1046079	----- F
		.....	-	4	-	-----	----- F,FT
37	94001-05000	NUT, HEX., 5MM .....	4	-	-	1046079	----- F
	94001-05000-0S	.....	-	4	-	-----	----- F,FT
38	94111-05800	WASHER, SPRING, 5MM .....	4	-	-	1046079	----- F
		.....	-	4	-	-----	----- F,FT

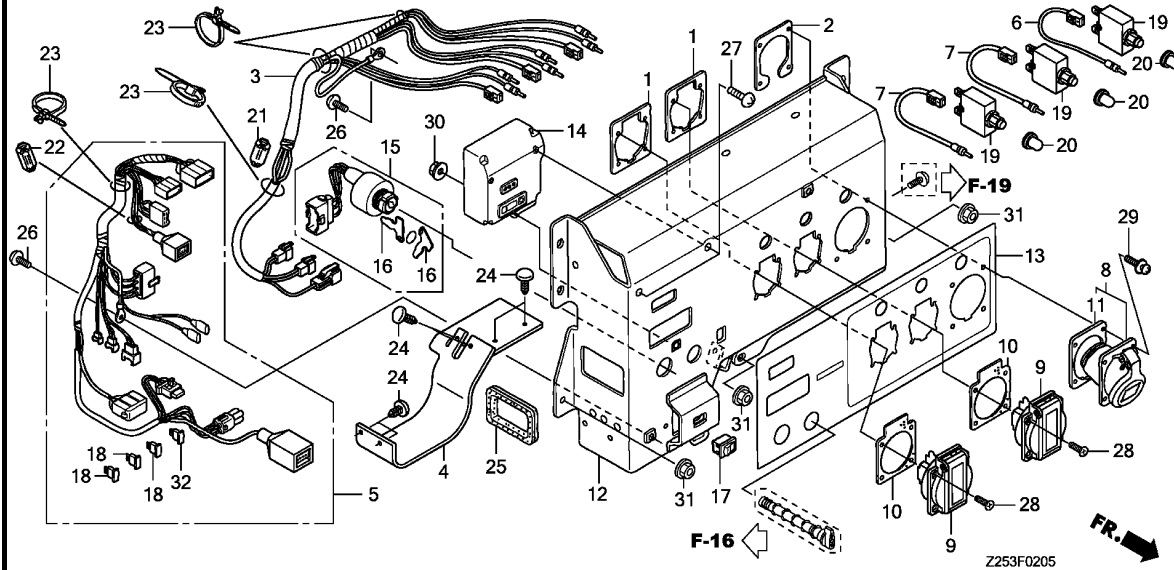




F-2-5

CONTROL PANEL(CL,CLT,G,GT,GW,GWT)

E10



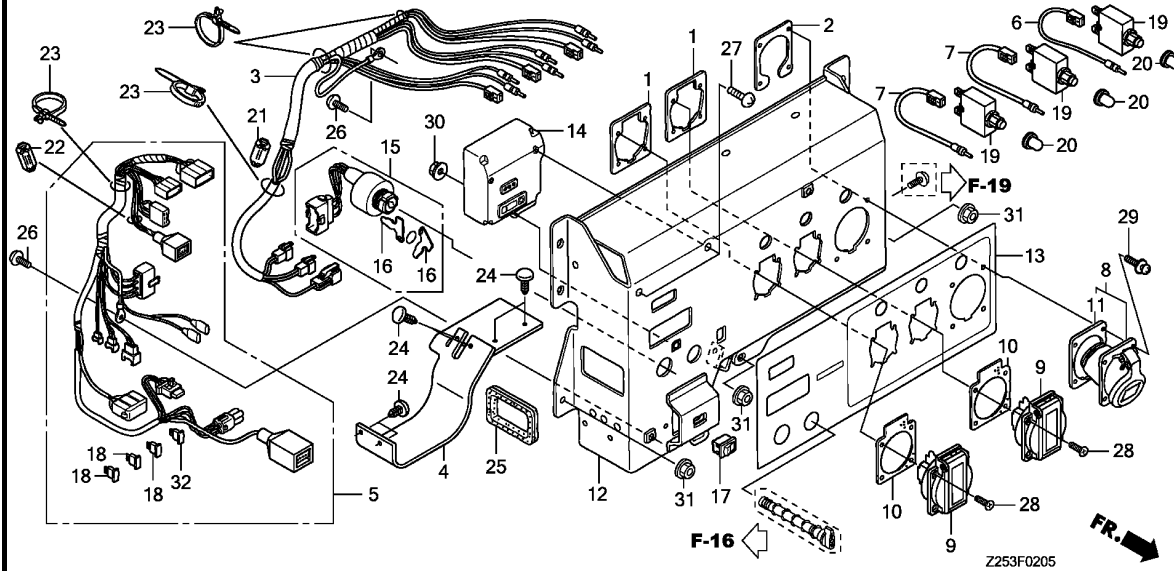
Ref. No.	L.O.N.	(Relative ref. Number) Description	F.R.T.
3	6111C3	HARNESS, MAIN WIRE .....	0.7
5	6111B9	HARNESS, CONTROL WIRE .....	0.6
8		(1,2,9,10,11)	
	6221D5	RECEPTACLE/CONSENT, CONTROL PANEL .....	0.6
	6221E5	RECEPTACLE/CONSENT, CONTROL PANEL :ALL .....	0.7
12	6221N9	PANEL, GENERATOR CONTROL .....	0.8
14	6201C2	CONTROL UNIT, GENERATOR .....	0.6
15	6151E1	SWITCH, COMBINATION .....	0.6
17	6151E5	SWITCH, AUTO THROTTLE .....	0.5
18		(32)	
	8121A7	FUSE, BLADE .....	0.1
		.NOTE: Same time for two units or more	
19	6221D4	PROTECTOR, CIRCUIT .....	0.6
	6221G1	PROTECTOR, CIRCUIT :ALL .....	0.7

Ref. No.	Part No.	Description	Reqd. QTY			Serial No.	Parts catalogue code
			EU 65 is	EU 65 is1	EU 65 isN1		
1	31426-ZA8-761	PLATE, CONSENT SETTING .....	2	2	-	CL,CLT,G,GT,GW,GWT	
2	31426-ZB7-691	PLATE SET, CONSENT .....	1	1	-	CL,CLT,G,GT,GW,GWT	
3	32100-Z25-A60	HARNESS ASSY., MAIN WIRE .....	1	1	-	CL,CLT,G,GT,GW,GWT	
4	32118-Z25-A60	SHEET, WATER PROOF .....	1	1	-	CL,CLT,G,GT,GW,GWT	
5	32150-Z25-A60	HARNESS ASSY., CONTROL WIRE .....	1	1	-	CL,CLT,G,GT,GW,GWT	
6	32196-Z25-A60	SUB CORD ASSY.(A) .....	1	1	-	CL,CLT,G,GT,GW,GWT	
7	32197-Z25-A60	SUB CORD ASSY.(B) .....	2	2	-	CL,CLT,G,GT,GW,GWT	
8	32331-ZB3-G90	RECEPTACLE(16A/240V) .....	1	-	-	G,GW	
	32330-Z11-A90	.....	-	1	-	CL,CLT,G,GT,GW,GWT	
9	32331-Z25-A60	RECEPTACLE(16A-250V) .....	2	2	-	CL,CLT,G,GT,GW,GWT	
10	32335-875-610	PACKING, RECEPTACLE .....	2	2	-	CL,CLT,G,GT,GW,GWT	
11	32335-898-690	PACKING, RECEPTACLE .....	1	-	-	G,GW	
	32335-Z11-A90	PACKING .....	-	1	-	CL,CLT,G,GT,GW,GWT	
12	32345-Z25-A60	PANEL COMP., CONTROL .....	1	1	-	CL,CLT,G,GT,GW,GWT	
13	32366-Z25-A60	MARK, PANEL .....	1	1	-	CL,CLT,G,GT,GW,GWT	
14	34110-Z11-A32	UNIT ASSY., GENERATOR CONTROL .....	1	-	-	G,GW	
	34110-Z25-F61	.....	-	1	-	CL,CLT,G,GT,GW,GWT	
15	35100-Z11-013	SWITCH ASSY., COMBINATION .....	1	1	-	CL,CLT,G,GT,GW,GWT	
16	35111-880-013	KEY COMP. ....	2	2	-	CL,CLT,G,GT,GW,GWT	
17	36214-ZS9-A00	SWITCH COMP., AUTO-THROTTLE .....	1	-	-	1018587 G,GW	
	36214-ZS9-A01	.....	1	-	-	1018588 G,GW	
	36214-Z11-A01	SWITCH COMP., AUTO-THROTTLE (OTAX) .....	-	1	-	CL,CLT,G,GT,GW,GWT	
18	38206-735-921	FUSE, BLADE(1A) .....	3	3	-	CL,CLT,G,GT,GW,GWT	
19	38240-Z25-A61	PROTECTOR, CIRCUIT(16A) .....	3	-	-	1016791 G,GW	
	38240-Z25-A62	.....	3	-	-	1016792 1045340 G,GW	

F-2-5

CONTROL PANEL(CL,CLT,G,GT,GW,GWT)

E11



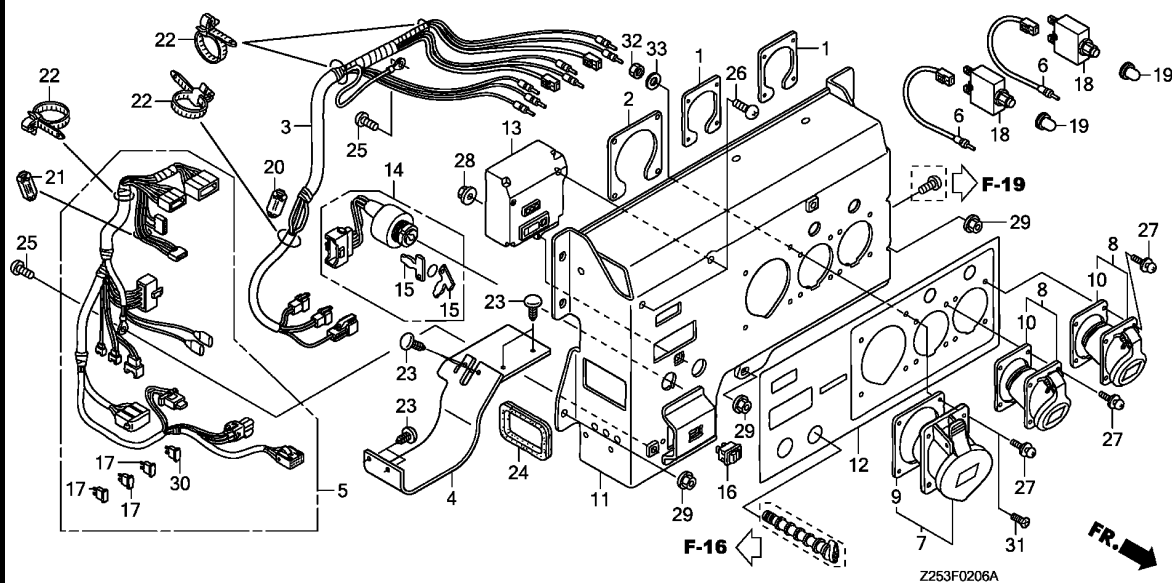
Ref. No.	Part No.	Description	Reqd. QTY			Serial No.	Parts catalogue code
			EU 65 is	EU 65 is1	EU 65 isN1		
19)	38240-Z25-A63	PROTECTOR, CIRCUIT(16A) .....	3	-	-	1045341	G,GW
			-	3	-		CL,CLT,G,GT,GW,GWT
20	38242-Z25-A61	COVER COMP., CIRCUIT PROTECTOR .....	3	-	-	1016791	G,GW
	38242-Z25-A62	.....	3	-	-	1016792	G,GW
			-	3	-		CL,CLT,G,GT,GW,GWT
21	38398-Z25-A60	FILTER, SUB NOISE(AC) .....	1	1	-		CL,CLT,G,GT,GW,GWT
22	38399-Z25-A60	FILTER, SUB NOISE(AC) .....	1	1	-		CL,CLT,G,GT,GW,GWT
23	90672-SB2-003	STRAP, CABLE, 105MM(BLACK) ..	4	4	-		CL,CLT,G,GT,GW,GWT
24	91504-SD5-003	CLIP, WASHER MOUTH .....	6	6	-		CL,CLT,G,GT,GW,GWT
25	91654-Z11-000	GROMMET, CONTROL HARNESS .....	1	1	-		CL,CLT,G,GT,GW,GWT
26	93500-05008-3J	SCREW, PAN, 5X8 .....	2	2	-		CL,CLT,G,GT,GW,GWT
27	93500-05012-0G	SCREW, PAN, 5X12 .....	2	2	-		CL,CLT,G,GT,GW,GWT
28	93600-04016-1G	SCREW, FLAT, 4X16 .....	8	8	-		CL,CLT,G,GT,GW,GWT
29	93893-05016-17	SCREW-WASHER, 5X16 .....	4	-	-		G,GW
	93893-05020-17	SCREW-WASHER, 5X20 .....	-	4	-		CL,CLT,G,GT,GW,GWT
30	94050-04000	NUT, FLANGE, 4MM .....	1	1	-		CL,CLT,G,GT,GW,GWT
31	94050-06000	NUT, FLANGE, 6MM .....	3	3	-		CL,CLT,G,GT,GW,GWT
32	98200-31500	FUSE, BLADE(15A) .....	1	1	-		CL,CLT,G,GT,GW,GWT

3

F-2-6

CONTROL PANEL(IT,ITT)

E12



Ref. No.	L.O.N.	(Relative ref. Number) Description	F.R.T.
3	6111C3	HARNESS, MAIN WIRE .....	0.7
5	6111B9	HARNESS, CONTROL WIRE .....	0.6
7		(1,2,8,9,10)	
	6221D5	RECEPTACLE/CONSENT, CONTROL PANEL .....	0.6
	6221E5	RECEPTACLE/CONSENT, CONTROL PANEL :ALL .....	0.7
11	6221N9	PANEL, GENERATOR CONTROL .....	0.8
13	6201C2	CONTROL UNIT, GENERATOR .....	0.6
14	6151E1	SWITCH, COMBINATION .....	0.6
16	6151E5	SWITCH, AUTO THROTTLE .....	0.5
17		(30)	
	8121A7	FUSE, BLADE .....	0.1
		.NOTE: Same time for two units or more	
18	6221D4	PROTECTOR, CIRCUIT .....	0.6
		.NOTE: Same time for two units	

3

Ref. No.	Part No.	Description	Reqd. QTY			Serial No.	Parts catalogue code
			EU 65 is	EU 65 is1	EU 65 isN1		
1	31426-ZB7-691	PLATE SET, CONSENT .....	2	2	-	IT,ITT	
2	31426-ZB8-691	PLATE SET, CONSENT .....	1	-	-	1046078	IT
3	32100-Z25-R20	HARNESS ASSY., MAIN WIRE .....	1	1	-	IT,ITT	
4	32118-Z25-A60	SHEET, WATER PROOF .....	1	1	-	IT,ITT	
5	32150-Z25-A60	HARNESS ASSY., CONTROL WIRE .....	1	1	-	IT,ITT	
6	32196-Z25-A60	SUB CORD ASSY.(A) .....	2	2	-	IT,ITT	
7	32330-ZA0-890	RECEPTACLE(32A/230V) .....	1	-	-	1046078	IT
		(ABL SURSUM)					
	32330-Z22-A90	RECEPTACLE(32A/250V)(KEDU) ..	1	-	-	1046079	IT
			-	1	-	IT,ITT	
8	32331-ZB3-690	RECEPTACLE(16A/240V) .....	2	-	-	IT	
	32330-Z11-A90		-	2	-	IT,ITT	
9	32335-ZC6-670	PACKING .....	1	-	-	IT	
	32335-Z22-F90		-	1	-	IT,ITT	
10	32335-898-690	PACKING, RECEPTACLE .....	2	-	-	IT	
	32335-Z11-A90	PACKING .....	-	2	-	IT,ITT	
11	32345-Z25-R20	PANEL COMP., CONTROL .....	1	1	-	IT,ITT	
12	32366-Z25-R20	MARK, PANEL .....	1	1	-	IT,ITT	
13	34110-Z11-A32	UNIT ASSY., GENERATOR CONTROL .....	1	-	-	IT	
	34110-Z25-F61		-	1	-	IT,ITT	
14	35100-Z11-013	SWITCH ASSY., COMBINATION .....	1	1	-	IT,ITT	
15	35111-880-013	KEY COMP. ....	2	2	-	IT,ITT	
16	36214-ZS9-A00	SWITCH COMP., AUTO-THROTTLE .....	1	-	-	1018587	IT
	36214-ZS9-A01		1	-	-	1018588	IT
	36214-Z11-A01	SWITCH COMP., AUTO-THROTTLE .....	-	1	-	IT,ITT	
		(OTAX)					

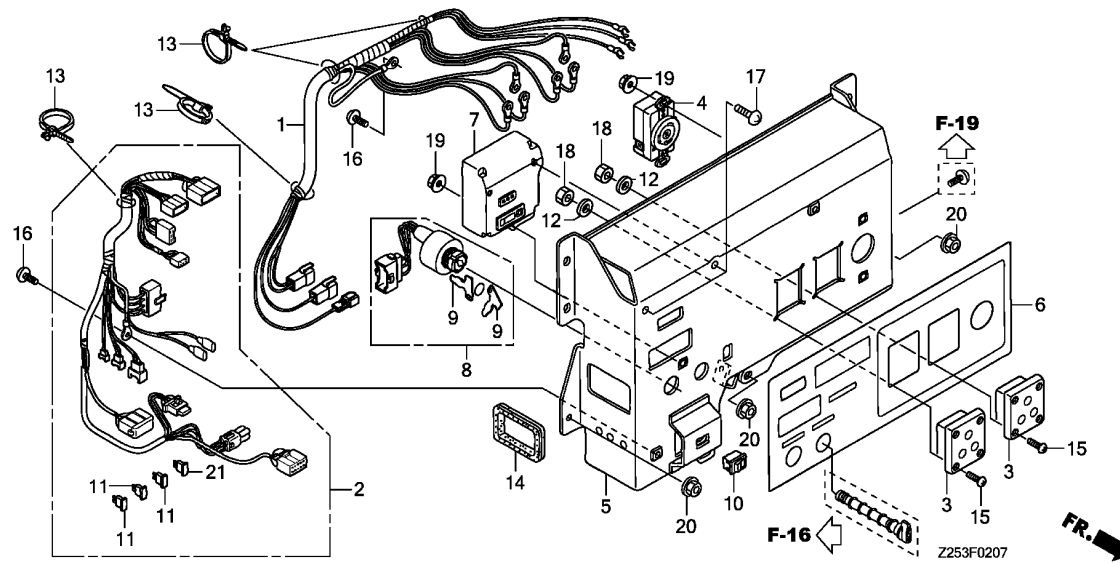
Ref. No.	Part No.	Description	Reqd. QTY			Serial No.	Parts catalogue code
			EU 65 is	EU 65 is1	EU 65 isN1		
17	38206-735-921	FUSE, BLADE(1A) .....	3	3	-	-----	IT,ITT
18	38240-Z25-A61	PROTECTOR, CIRCUIT(16A) .....	2	-	-	-----	1016791 IT
	38240-Z25-A62	.....	2	-	-	1016792	1045340 IT
	38240-Z25-A63	.....	2	-	-	1045341	----- IT
			-	2	-	-----	IT,ITT
19	38242-Z25-A61	COVER COMP., CIRCUIT PROTECTOR .....	2	-	-	-----	1016791 IT
	38242-Z25-A62	.....	2	-	-	1016792	----- IT
			-	2	-	-----	IT,ITT
20	38398-Z25-A60	FILTER, SUB NOISE(AC) .....	1	1	-	-----	IT,ITT
21	38399-Z25-A60	FILTER, SUB NOISE(AC) .....	1	1	-	-----	IT,ITT
22	90672-SB2-003	STRAP, CABLE, 105MM(BLACK) ..	4	4	-	-----	IT,ITT
23	91504-SD5-003	CLIP, WASHER MOUTH .....	6	6	-	-----	IT,ITT
24	91654-Z11-000	GROMMET, CONTROL HARNESS .....	1	1	-	-----	IT,ITT
25	93500-05008-3J	SCREW, PAN, 5X8 .....	2	2	-	-----	IT,ITT
26	93500-05012-0G	SCREW, PAN, 5X12 .....	2	2	-	-----	IT,ITT
27	93893-05016-17	SCREW-WASHER, 5X16 .....	12	-	-	-----	1046078 IT
			8	-	-	1046079	----- IT
	93893-05020-17	SCREW-WASHER, 5X20 .....	-	8	-	-----	IT,ITT
28	94050-04000	NUT, FLANGE, 4MM .....	1	1	-	-----	IT,ITT
29	94050-06000	NUT, FLANGE, 6MM .....	3	3	-	-----	IT,ITT
30	98200-31500	FUSE, BLADE(15A) .....	1	1	-	-----	IT,ITT
31	93600-05016-0G	SCREW, FLAT, 5X16 .....	4	-	-	1046079	----- IT
			-	4	-	-----	IT,ITT
32	94001-05000	NUT, HEX., 5MM .....	4	-	-	1046079	----- IT
	94001-05000-0S	.....	-	4	-	-----	IT,ITT
33	94111-05800	WASHER, SPRING, 5MM .....	4	-	-	1046079	----- IT
			-	4	-	-----	IT,ITT



# F-2-7

# CONTROL PANEL(RD,RDT)

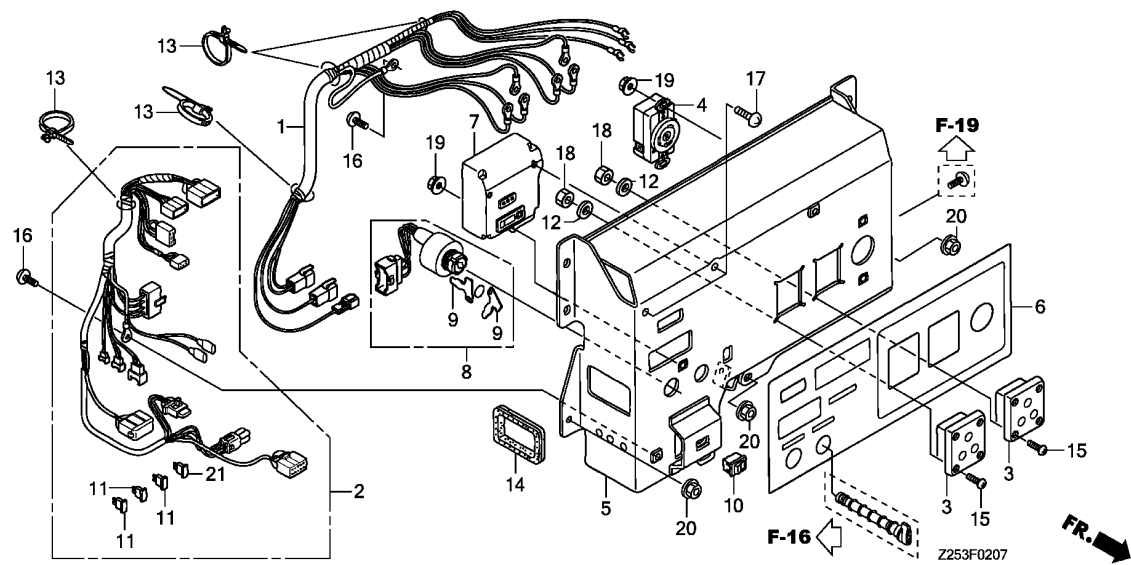
E14



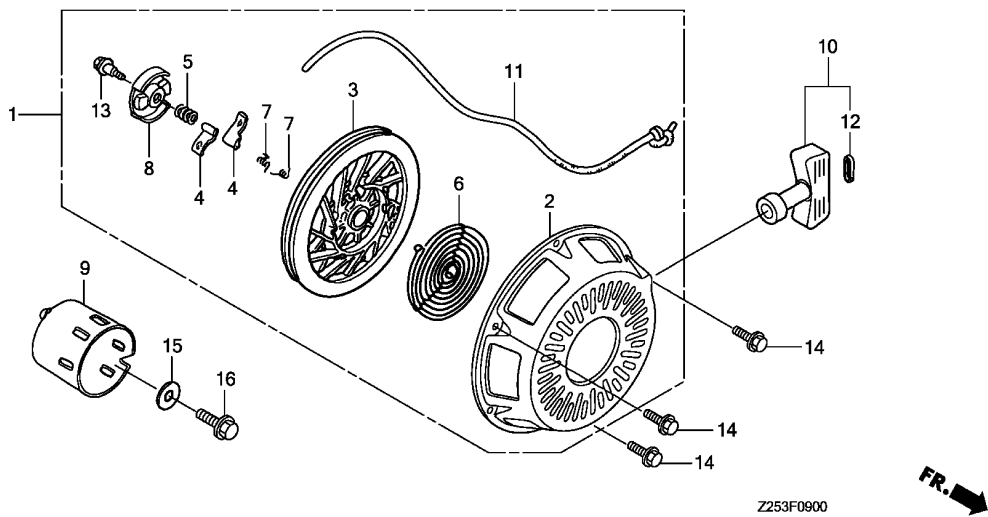
Ref. No.	L.O.N.	(Relative ref. Number) Description	F.R.T.
1	6111C3	HARNESS, MAIN WIRE .....	0.7
2	6111B9	HARNESS, CONTROL WIRE .....	0.6
3		(4)	
	6221D5	RECEPTACLE/CONSENT, CONTROL PANEL .....	0.6
	6221E5	RECEPTACLE/CONSENT, CONTROL PANEL :ALL .....	0.7
5	6221N9	PANEL, GENERATOR CONTROL .....	0.8
7	6201C2	CONTROL UNIT, GENERATOR .....	0.6
8	6151E1	SWITCH, COMBINATION .....	0.6
10	6151E5	SWITCH, AUTO THROTTLE .....	0.5
11		(21)	
	8121A7	FUSE, BLADE .....	0.1

.NOTE: Same time for two units or more

Ref. No.	Part No.	Description	Reqd. QTY			Serial No.	Parts catalogue code
			EU 65 is	EU 65 is1	EU 65 isN1		
1	32100-Z25-R50	HARNESS ASSY., MAIN WIRE .....	1	-	1	RD,RDT	
2	32150-Z11-A61	HARNESS ASSY., CONTROL WIRE .....	1	-	1	RD,RDT	
3	32330-ZC5-K40	CONSENT(15A/250V) .....	2	-	-	1044793	RD
	32330-ZC5-K41	.....	2	-	-	1044794	RD
			-	-	2		
4	32332-ZB4-E00	CONSENT(30A/250V) .....	1	-	1	RD,RDT	
5	32345-Z25-R50	PANEL COMP., CONTROL .....	1	-	-	1044793	RD
	32345-Z25-R51	.....	1	-	-	1044794	RD
			-	-	1		
6	32366-Z25-R50	MARK, PANEL(EU-RD) .....	1	-	-	RD	
	32366-Z25-U50	.....	-	-	1		
7	34110-Z11-A32	UNIT ASSY., GENERATOR CONTROL .....	1	-	-	RD	
	34110-Z25-F61	.....	-	-	1		
8	35100-Z11-013	SWITCH ASSY., COMBINATION .....	1	-	1	RD,RDT	
9	35111-880-013	KEY COMP. ....	2	-	2	RD,RDT	
10	36214-ZS9-A01	SWITCH COMP., AUTO-THROTTLE .....	1	-	-	RD	
	36214-Z11-A01	SWITCH COMP., AUTO-THROTTLE (OTAX) .....	-	-	1		
11	38206-735-921	FUSE, BLADE(1A) .....	3	-	3	RD,RDT	
12	90504-ZC5-N40	WASHER, PLAIN, 3MM .....	8	-	8	RD,RDT	
13	90672-SB2-003	STRAP, CABLE, 105MM(BLACK) .....	4	-	4	RD,RDT	
14	91654-Z11-000	GROMMET, CONTROL HARNESS .....	1	-	1	RD,RDT	
15	93500-03012-1H	SCREW, PAN, 3X12 .....	8	-	8	RD,RDT	
16	93500-05008-3J	SCREW, PAN, 5X8 .....	2	-	2	RD,RDT	
17	93500-05012-0G	SCREW, PAN, 5X12 .....	2	-	2	RD,RDT	
18	94001-03080-0S	NUT, HEX., 3MM .....	8	-	8	RD,RDT	



Ref. No.	Part No.	Description	Reqd. QTY			Serial No.	Parts catalogue code
			EU 65 is	EU 65 is1	EU 65 isN1		
19	94050-04000	NUT, FLANGE, 4MM .....	3	-	3	----- RD,RDT	
20	94050-06000	NUT, FLANGE, 6MM .....	3	-	3	----- RD,RDT	
21	98200-31500	FUSE, BLADE(15A) .....	1	-	1	----- RD,RDT	



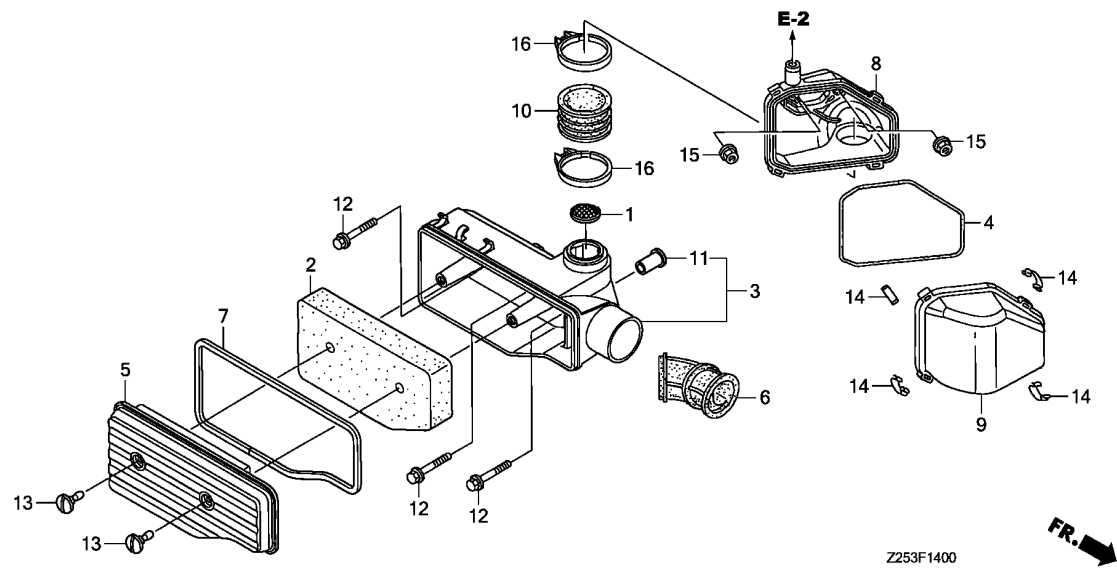
Ref. No.	L.O.N.	(Relative ref. Number) Description	F.R.T.
1	1121B9	STARTER, RECOIL .....	0.4
3	1121B1	REEL, RECOIL STARTER .....	0.5
4		(7)	
	1121B0	STARTER RATCHET AND/OR SPRING .....	0.4
		.NOTE: Same time for two units	
6	1121B7	SPRING, RECOIL STARTER RETURN .....	0.5
8		(5)	
	1121A4	GUIDE, RATCHET .....	0.4
9	1121A9	PULLEY, RECOIL STARTER .....	2.3
		.INCLUDES: Engine removal and installation	
10	1121A3	GRIP, RECOIL STARTER .....	0.1
11	1121B3	ROPE, RECOIL STARTER .....	0.5

Z253F0900



3

Ref. No.	Part No.	Description	Reqd. QTY			Serial No.	Parts catalogue code
			EU 65 is	EU 65 is1	EU 65 isN1		
1	28400-Z11-003	STARTER ASSY., RECOIL .....	1	1	1		
2	28410-Z11-003	CASE COMP., RECOIL STARTER ..	1	1	1		
3	28421-ZE3-W01	PULLEY, RECOIL STARTER .....	1	1	1		
4	28422-ZE2-W01	RATCHET, STARTER .....	2	2	2		
5	28441-ZE2-W01	SPRING, FRICTION .....	1	1	1		
6	28442-ZE2-W01	SPRING, STARTER RETURN .....	1	1	1		
7	28443-ZE2-W01	SPRING, RATCHET .....	2	2	2		
8	28444-ZE2-W01	RETAINER, SPRING .....	1	1	1		
9	28451-ZE3-W01	PULLEY, STARTER .....	1	1	1		
10	28460-Z11-013	GRIP ASSY., STARTER .....	1	-	1	----- K,LT,RDT	
	28460-Z11-003	.....	1	-	-	----- F,G,GW,IT,L,R,RD,RH,SK,U	
	28460-Z11-013	.....	-	1	-		
11	28462-ZK3-003	ROPE, RECOIL STARTER .....	1	1	1		
12	28469-ZE2-W01	GRIP, REINFORCEMENT .....	1	1	1		
13	90004-ZE2-W01	SCREW, CENTER .....	1	1	1		
14	90013-883-000	BOLT, FLANGE, 6X12(CT200) ..	3	3	3		
15	90409-952-000	WASHER, 10MM .....	1	1	1		
16	95701-10025-00	BOLT, FLANGE, 10X25 .....	1	1	1		

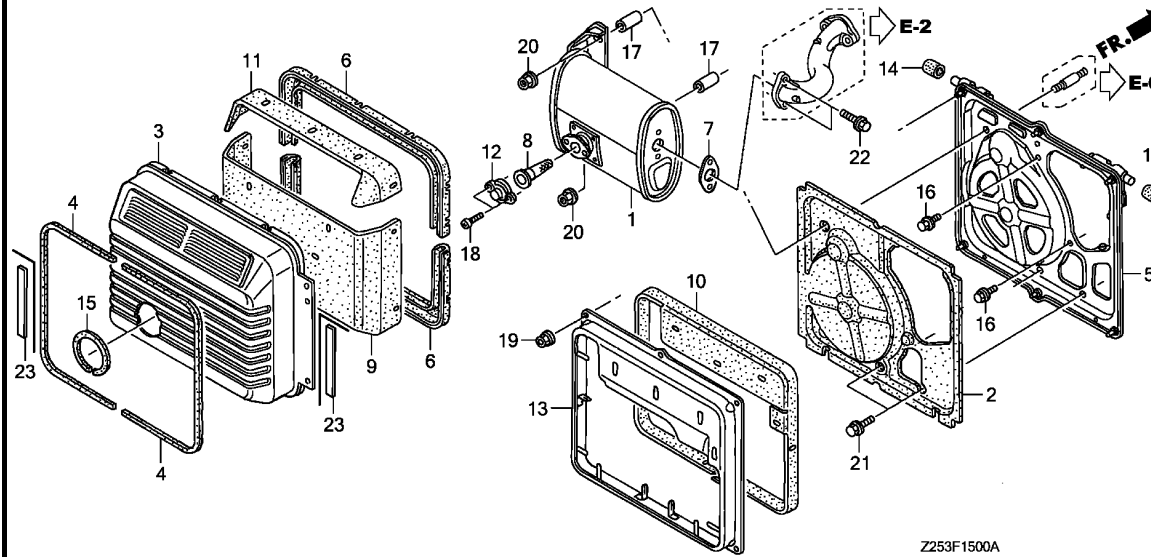


Ref. No.	L.O.N.	(Relative ref. Number) Description	F.R.T.
1	3121F6	TRAP, FRAME .....	0.2
2	3121B8	ELEMENT, AIR CLEANER .....	0.1
		.INCLUDES: Air cleaner element -inspection	
3	3121A5	CASE, AIR CLEANER .....	0.2
4	3121P8	SEAL, AIR CLEANER CHAMBER ....	0.1
6	3121P9	RUBBER, AIR CLEANER .....	0.2
7	3121E9	SEAL, AIR CLEANER COVER .....	0.1
8	3121P7	CASE, AIR CLEANER CHAMBER ....	0.2
10	3121K5	TUBE, AIR CLEANER CONNECTING .	0.2

Ref. No.	Part No.	Description	Reqd. QTY			Serial No.	Parts catalogue code
			EU 65 is	EU 65 is1	EU 65 isN1		
1	17203-ZY1-000	TRAP, FLAME .....	1	1	1		
2	17211-Z11-000	ELEMENT, AIR CLEANER .....	1	1	1		
3	17220-Z11-000	CASE COMP., AIR CLEANER .....	1	1	1		
4	17229-Z25-000	SEAL, AIR CLEANER CHAMBER ...	1	1	1		
5	17231-Z11-010	COVER, AIR CLEANER .....	1	-	1	----- F,G,GW,IT,K,LT,RD,RDT,RH	
	17231-Z11-000	.....	1	-	-	1009215 L,R,SK,U	
	17231-Z11-010	.....	1	-	-	1009216 L,R,SK,U	
			-	1	-		
6	17232-Z25-000	RUBBER, AIR CLEANER .....	1	1	1		
7	17233-Z11-000	SEAL, AIR CLEANER COVER .....	1	1	1		
8	17270-Z25-000	CASE COMP., AIR CLEANER CHAMBER	1	1	1		
9	17273-Z25-010	COVER, AIR CLEANER CHAMBER ..	1	-	1	----- F,G,GW,IT,K,LT,RD,RDT,RH	
	17273-Z25-000	.....	1	-	-	1009215 L,R,SK,U	
	17273-Z25-010	.....	1	-	-	1009216 L,R,SK,U	
			-	1	-		
10	17274-Z25-000	TUBE, AIR CLEANER CONNECTING	1	1	1		
11	19619-ZL8-300	COLLAR, FAN COVER .....	3	3	3		
12	90018-ZE1-000	BOLT, FLANGE, 6X23(CT200) ...	3	3	3		
13	90028-ZC3-000	BOLT, AIR CLEANER COVER .....	2	2	2		
14	90659-692-000	CLAMP, CASE .....	4	4	4		
15	94050-06000	NUT, FLANGE, 6MM .....	2	2	2		
16	95018-54250	BAND, AIR CLEANER CONNECTING TUBE(54)	2	2	2		





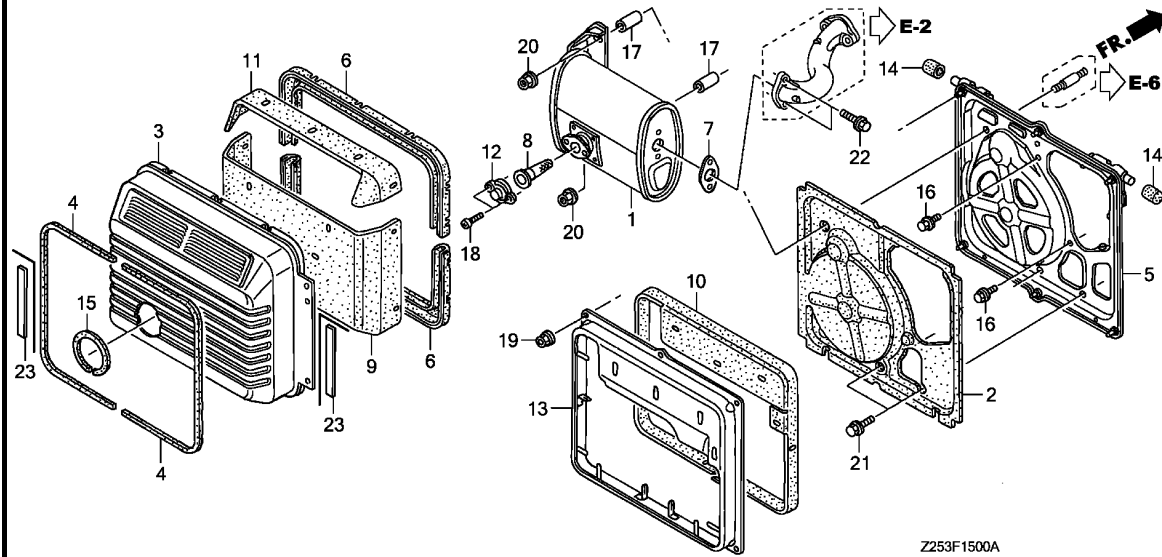


Z253F1500A

Ref. No.	L.O.N.	(Relative ref. Number) Description	F.R.T.
1	3131C5	MUFFLER, EXHAUST .....	0.2
2	3131H7	SEPARATOR, MUFFLER :INNER ....	0.3
3	3131D9	PROTECTOR, EXHAUST MUFFLER :OUTER .....	0.2
5	3131D8	PROTECTOR, EXHAUST MUFFLER :INNER .....	0.6
6	3131G6	SEAL, MUFFLER PROTECTOR .....	0.3
7	3131H9	GASKET, EXHAUST PIPE(A) .....	0.2
8	3131A1	ARRESTER, SPARK .....	0.1
9	3131P1	INSULATOR, MUFFLER PROTECTOR (A) .....	0.2
10	3131P2	INSULATOR, MUFFLER PROTECTOR (B) .....	0.3
11	3131P3	INSULATOR, MUFFLER PROTECTOR (C) .....	0.2
12	3131D0	PIPE, EXHAUST TAIL .....	0.1
13	3131P4	GUIDE, EXHAUST AIR .....	0.3

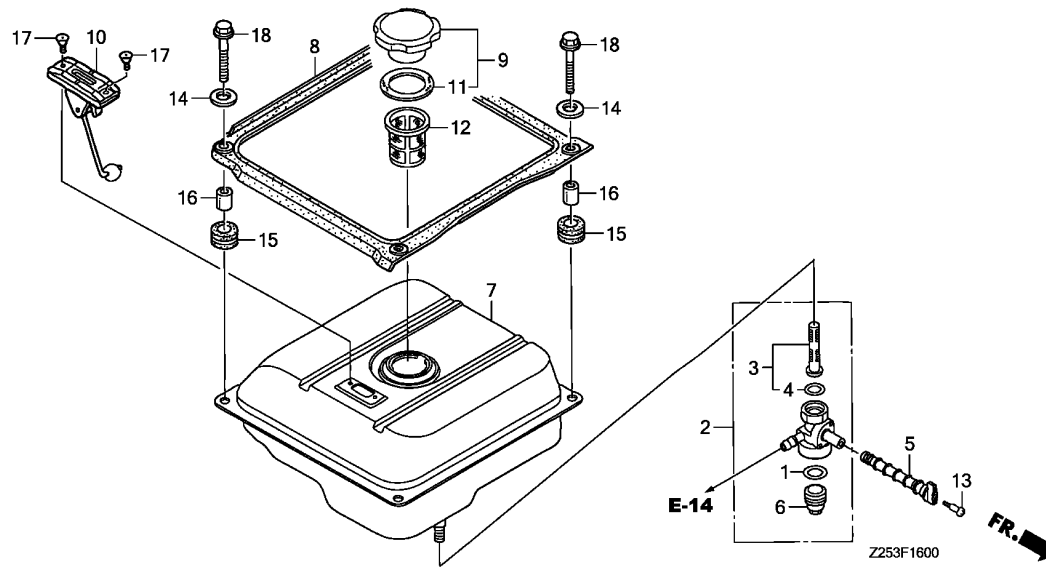
3

Ref. No.	Part No.	Description	Reqd. QTY			Serial No.	Parts catalogue code
			EU 65 is	EU 65 is1	EU 65 isN1		
1	18310-Z25-003	MUFFLER COMP. ....	1	1	1		
2	18318-Z25-000	SEPARATOR, MUFFLER INNER ....	1	1	1		
3	18320-Z25-000ZA	PROTECTOR COMP., MUFFLER OUTER *NH105*...MAT BLACK (#15-#20)	1	1	1		
4	18322-Z25-000	SEAL, 10X5X785 .....	2	2	2		
5	18325-Z11-010	PROTECTOR COMP., MUFFLER INNER	1	1	1		
6	18329-Z25-000	SEAL, MUFFLER PROTECTOR .....	2	2	2		
7	18333-ZB7-800	GASKET, EX. PIPE .....	1	1	1		
8	18355-Z11-A30	ARRESTER, SPARK .....	1	1	1		
9	18376-Z11-A60	INSULATOR, MUFFLER PROTECTOR (A)	1	1	1		
10	18377-Z25-000	INSULATOR, MUFFLER PROTECTOR (B)	1	1	1		
11	18378-Z25-000	INSULATOR, MUFFLER PROTECTOR (C)	1	1	1		
12	18390-Z25-000	PIPE COMP., EX. TAIL .....	1	1	1		
13	18510-Z25-000	GUIDE COMP., EX. AIR .....	1	1	1		
14	50388-Z11-000	RUBBER, STOPPER .....	2	2	2		
15	63312-Z25-000	SEAL, 10X8X290 .....	1	1	1		
16	90013-883-000	BOLT, FLANGE, 6X12(CT200) ...	2	2	2		
17	91554-Z25-000	COLLAR, MUFFLER .....	2	2	2		
18	93500-05016-4J	SCREW, PAN, 5X16 .....	2	2	2		
19	94050-06070	NUT, FLANGE, 6MM .....	6	6	6		
20	94050-08000	NUT, FLANGE, 8MM .....	2	2	2		
21	95701-08016-00	BOLT, FLANGE, 8X16 .....	2	2	2		



Ref. No.	Part No.	Description	Reqd. QTY			Serial No.	Parts catalogue code
			EU 65 is	EU 65 is1	EU 65 isN1		
22	95701-08025-00	BOLT, FLANGE, 8X25 .....	2	2	2		
23	18323-Z25-R50	SEAL, 20X6X190 .....	2	-	2	-----	RD,RDT

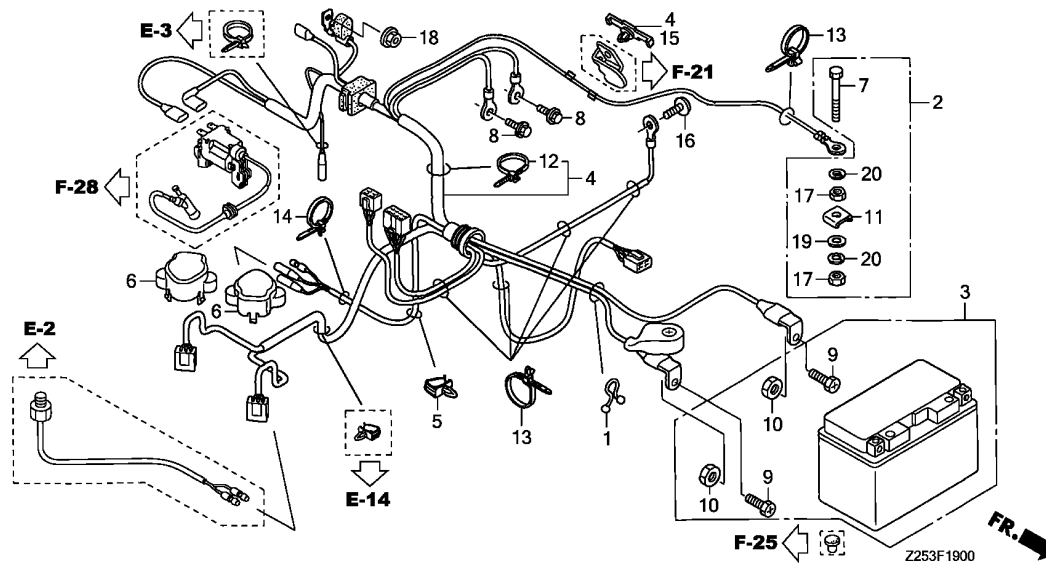




Ref. No.	L.O.N.	(Relative ref. Number) Description	F.R.T.
1		(6)	
1	3101L6	PACKING, FUEL STRAINER CUP ...	0.1
2	3101A3	COCK, FUEL .....	0.3
3		(4)	
3	3101D5	SCREEN, FUEL STRAINER .....	0.3
5	3101E6	LEVER, FUEL COCK .....	0.1
7	3101H7	TANK, FUEL .....	0.5
8	3101U2	SEAL, FUEL TANK .....	0.3
9		(11)	
9	3101M7	CAP, FUEL FILLER .....	0.1
10	6171A1	METER/GAUGE UNIT, FUEL .....	0.1
12	3101A6	FILTER, FUEL .....	0.1

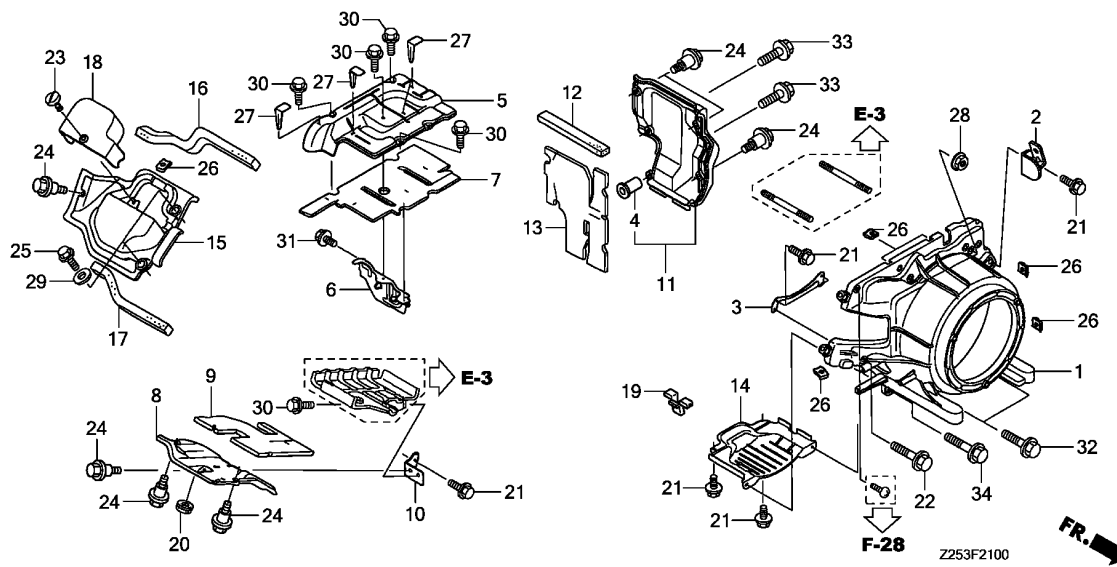
3

Ref. No.	Part No.	Description	Reqd. QTY			Serial No.	Parts catalogue code
			EU 65 is	EU 65 is1	EU 65 isN1		
1	16173-001-004	PACKING, FUEL STRAINER CUP ..	1	1	1		
2	16950-Z11-003	COCK ASSY., FUEL .....	1	1	1		
3	16952-ZB4-005	SCREEN SET, FUEL STRAINER ...	1	1	1		
4	16958-397-771	O-RING, 9.0X1.3 .....	1	1	1		
5	16963-Z11-000	LEVER, FUEL COCK .....	1	1	1		
6	16967-GA6-671	CUP, FUEL STRAINER .....	1	1	1		
7	17510-Z25-000ZA	TANK COMP., FUEL *R280*.....POWER RED	1	1	1		
8	17537-Z25-000	SEAL, FUEL TANK .....	1	1	1		
9	17620-899-013	CAP COMP., FUEL FILLER .....	1	1	1		
10	17630-Z11-A31	METER ASSY., FUEL .....	1	1	1		
11	17631-899-000	PACKING, FUEL FILLER CAP ....	1	1	1		
12	17670-ZB6-000	FILTER COMP., FUEL .....	1	1	1	-----	CL,CLT,F,FT,G,GT,GW,GWT,IT,ITT,K,KT,L,L9T,LT,LTT,R,RD,RDT,RH,RHT RT,S,ST,U,UT SK,SKT
	17670-899-000	.....	1	1	-		
13	90105-ZT3-000	SCREW, PAN, 4X19 .....	1	1	1		
14	90501-Z15-000	WASHER, 6MM .....	4	4	4		
15	90851-898-000	RUBBER, TANK CUSHION .....	4	4	4		
16	91551-Z25-000	COLLAR, TANK CUSHION .....	4	4	4		
17	93600-05010-0A	SCREW, FLAT, 5X10 .....	2	2	2		
18	95701-06025-07	BOLT, FLANGE, 6X25 .....	4	4	4		



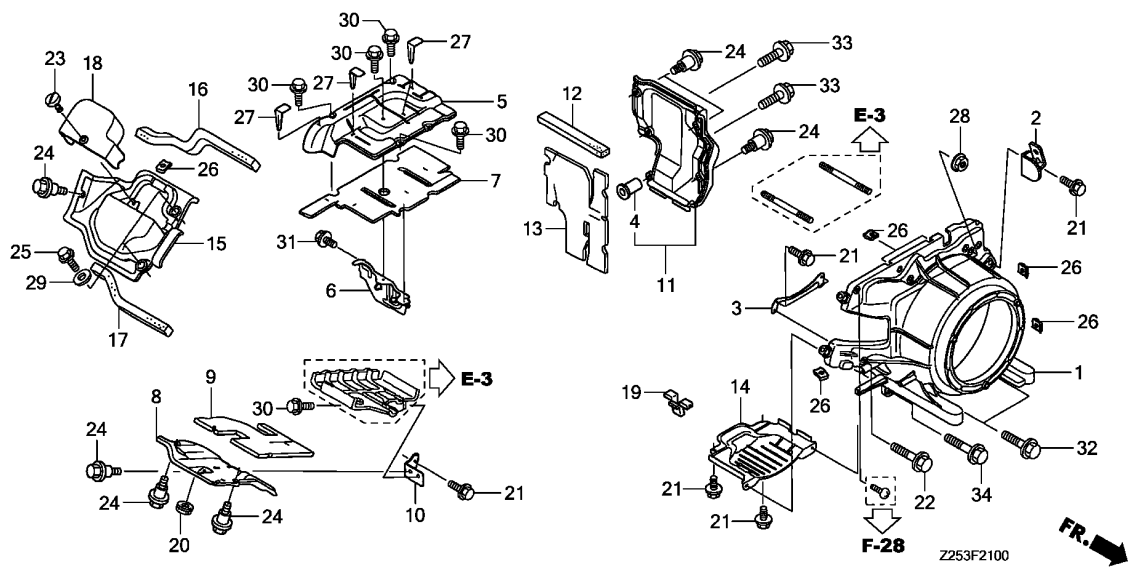
Ref. No.	L.O.N.	(Relative ref. Number) Description	F.R.T.
2	6221E1	TERMINAL SET, EARTH .....	0.2
3	6101A7	BATTERY .....	0.1
4	6111C0	HARNESS, ENGINE WIRE .....	1.5
6	3111F9	COVER, THROTTLE MOTOR .....	0.1
		.NOTE: Same time for two units	
	8101BB	COVER, CHOKE MOTOR .....	0.1
		.NOTE: Same time for two units	

Ref. No.	Part No.	Description	Reqd. QTY			Serial No.	Parts catalogue code
			EU 65 is	EU 65 is1	EU 65 isN1		
1	15712-PD1-811	CLIP, BREATHER TUBE PROTECTOR	1	1	1		
2	31428-899-840	TERMINAL SET, EARTH .....	1	1	1		
3	31500-MCR-D02	BATTERY(YTZ14S)(GS YUASA) ...	1	-	1		
	31500-Z25-C61	.....	-	1	-	-----	CL,CLT,F,FT,G,GT,GW,GWT,IT,ITT
	31500-MCR-D02	.....	-	1	-	-----	K,KT,L,L9T,LT,LTT,R,RH,RHT,RT,S,SK,SKT,ST,U,UT
4	32110-Z25-A00	HARNESS ASSY., ENGINE WIRE ..	1	1	1	-----	K,KT,R,RD,RDT,RH,RHT,RT,S,SK,SKT,ST,U,UT
	32110-Z25-A60	.....	1	1	-	-----	CL,CLT,F,FT,G,GT,GW,GWT,IT,ITT
	32110-Z25-A30	.....	1	1	-	-----	L,L9T,LT,LTT
5	32172-GJ1-003	CLIP B, HARNESS .....	1	1	1		
6	36168-Z11-003	COVER, THROTTLE MOTOR .....	2	2	2		
7	90011-899-840	BOLT, HEX., 6X28 .....	1	1	1		
8	90013-883-000	BOLT, FLANGE, 6X12(CT200) ...	2	2	2		
9	90122-KCW-007	BOLT, BATTERY TERMINAL .....	2	2	2		
10	90306-KCW-007	NUT, BATTERY TERMINAL .....	2	2	2		
11	90501-ZA7-640	RETAINER, 6MM .....	1	1	1		
12	90672-SA0-003	STRAP, CABLE, 118MM(BLACK) ..	1	1	1		
13	90672-SB2-003	STRAP, CABLE, 105MM(BLACK) ..	5	5	5		
14	91507-P01-003	CLIP B, HARNESS BAND (DARK BROWN)(129.4MM)	1	1	1		
15	91507-693-003	CLIP, WIRE HARNESS(BLACK) (50MM)(HARNESS TAPING)	1	1	1		
16	93500-05008-3J	SCREW, PAN, 5X8 .....	1	1	1		
17	94001-06390-0S	NUT, HEX., 6MM .....	2	2	2		
18	94070-08080	NUT-WASHER, 8MM .....	1	1	1		
19	94101-06800	WASHER, PLAIN, 6MM .....	1	1	1		
20	94111-06800	WASHER, SPRING, 6MM .....	2	2	2		

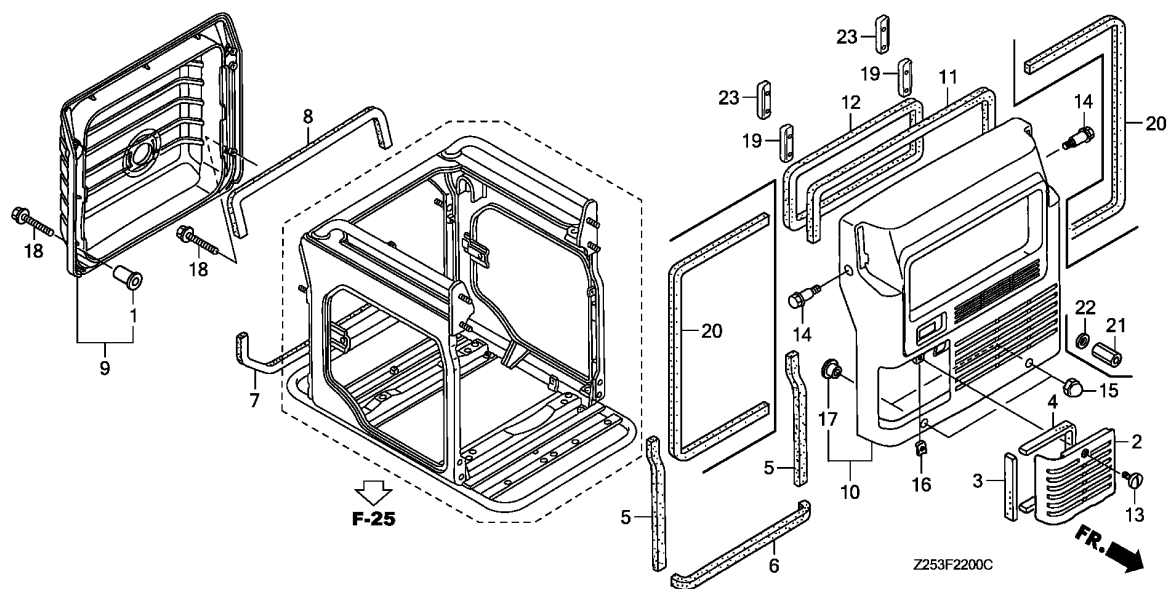


Ref. No.	L.O.N.	(Relative ref. Number) Description	F.R.T.
1	1141G8	COVER, ENGINE COOLING FAN ..... .INCLUDES: Engine removal and installation	2.2
5	4141E2	SHROUD, ENGINE :UPPER .....	0.3
7	4141J2	INSULATOR, SHROUD :UPPER .....	0.3
8	4141E0	SHROUD, ENGINE :LOWER .....	0.3
9	4141J1	INSULATOR, SHROUD :LOWER .....	0.3
11	4141D9	SHROUD, ENGINE :LEFT .....	0.1
13	4141J3	INSULATOR. SIDE COVER :LEFT ..	0.1
14	4141F3	SHROUD, ENGINE UNDER .....	1.7
15		.INCLUDES: Engine removal and installation (16,17)	
18	4141F4	SHROUD, HEAD COVER .....	0.1
	4131L7	COVER, SPARK PLUG MAINTENANCE	0.1

Ref. No.	Part No.	Description	Reqd. QTY			Serial No.	Parts catalogue code
			EU 65 is	EU 65 is1	EU 65 isN1		
1	19611-Z11-405	COVER, FAN .....	1	1	1		
2	19612-Z25-000	PLATE, R. SIDE .....	1	1	1		
3	19617-Z11-000	BRACKET, FAN COVER .....	1	1	1		
4	19619-ZL8-300	COLLAR, FAN COVER .....	2	2	2		
5	19631-Z11-000	SHROUD, UPPER .....	1	1	1		
6	19634-Z11-000	BRACKET, UPPER SHROUD .....	1	1	1		
7	19637-Z11-000	INSULATOR, UPPER SHROUD .....	1	1	1		
8	19641-Z11-010	SHROUD, LOWER .....	1	-	1	----- F,G,GW,IT,K,LT,RD,RDT,RH	
	19641-Z11-000	.....	1	-	-	1009300 L,R,SK,U	
	19641-Z11-010	.....	1	-	-	1009301 ----- L,R,SK,U	
			-	1	-		
9	19647-Z11-010	INSULATOR, SHROUD LOWER .....	1	-	1	----- K,LT,RD,RDT,RH	
	19647-Z11-000	.....	1	-	-	1013731 F,G,GW,IT,L,R,SK,U	
	19647-Z11-010	.....	1	-	-	1013732 ----- F,G,GW,IT,L,R,SK,U	
			-	1	-		
10	19649-Z11-000	BRACKET, LOWER SHROUD .....	1	1	1		
11	19665-Z11-000	SHROUD COMP., R. SIDE .....	1	1	1		
12	19666-Z11-000	SEAL, R. SIDE COVER .....	1	1	1		
13	19668-Z11-000	INSULATOR, R. SIDE COVER ....	1	1	1		
14	19671-Z11-000	SHROUD, UNDER .....	1	1	1		
15	19681-Z11-000	SHROUD, HEAD COVER .....	1	1	1		
16	19683-Z11-000	SEAL, HEAD COVER SHROUD UPPER	1	1	1		
17	19684-Z11-000	SEAL, HEAD COVER SHROUD LOWER	1	1	1		
18	63347-Z11-000	COVER, PLUG .....	1	1	1		
19	63714-Z25-000	RUBBER, OIL CHECK .....	1	1	1		
20	64266-MG9-770	GROMMET, SPEAKER PANEL .....	1	1	1		



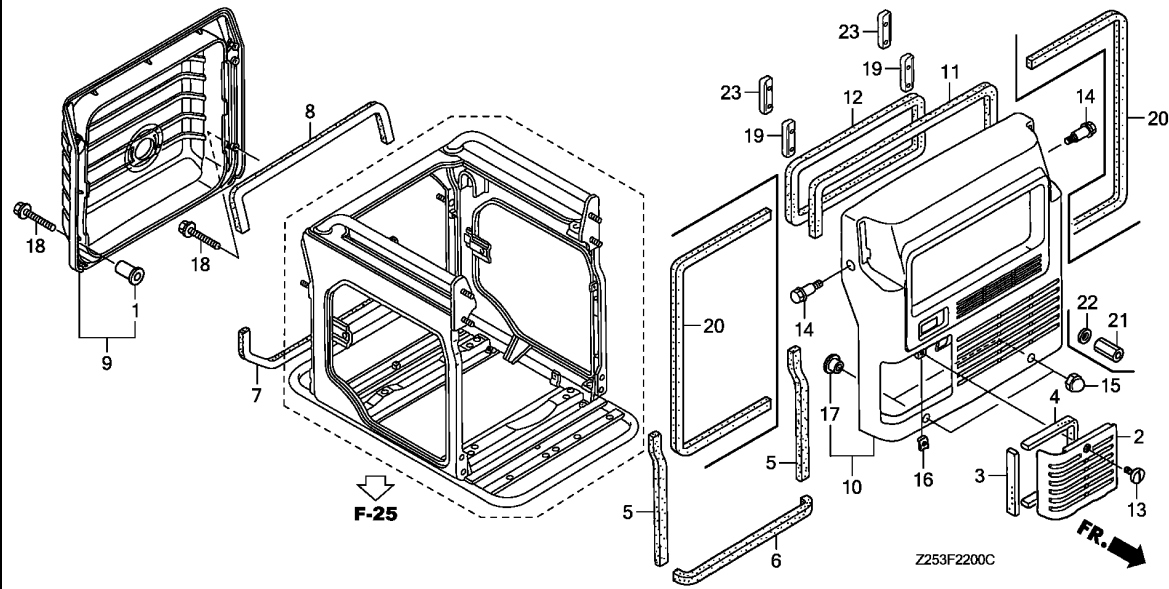
Ref. No.	Part No.	Description	Reqd. QTY			Serial No.	Parts catalogue code
			EU 65 is	EU 65 is1	EU 65 isN1		
21	90013-883-000	BOLT, FLANGE, 6X12(CT200) ...	6	6	6		
22	90018-ZE1-000	BOLT, FLANGE, 6X23(CT200) ...	1	1	1		
23	90102-Z07-003	SCREW, SPECIAL, 6X16 .....	1	-	1	-----	K,LT,RD,RDT,RH
	90028-ZC3-000	BOLT, AIR CLEANER COVER .....	1	-	-	1017785	F,G,GW,IT,L,R,SK,U
	90102-Z07-003	SCREW, SPECIAL, 6X16 .....	1	-	-	1017786	F,G,GW,IT,L,R,SK,U
			-	1	-		
24	90103-Z11-000	BOLT, SPECIAL, 6MM .....	7	7	7		
25	90110-Z11-000	BOLT, FLANGE, 6X12(CT200) ...	2	2	2		
26	90320-747-000	NUT, SPRING, 6MM .....	6	6	6		
27	90686-ZG3-300	CLIP, INSULATOR BIND(A) .....	4	4	4		
28	94050-06000	NUT, FLANGE, 6MM .....	2	2	2		
29	94103-06700	WASHER, PLAIN, 6MM .....	2	2	2		
30	95701-06012-00	BOLT, FLANGE, 6X12 .....	6	6	6		
31	95701-06012-07	BOLT, FLANGE, 6X12 .....	1	1	1		
32	95701-06020-00	BOLT, FLANGE, 6X20 .....	2	2	2		
33	95701-06022-07	BOLT, FLANGE, 6X22 .....	2	2	2		
34	95701-06030-00	BOLT, FLANGE, 6X30 .....	2	2	2		



Ref. No.	L.O.N.	(Relative ref. Number) Description	F.R.T.
2		(3,4) COVER, MAINTENANCE .....	0.1
9		(7,8) COVER, GENERATOR :REAR .....	0.1
10		(5,6,11,12,20) COVER, GENERATOR :FRONT .....	0.2

3

Ref. No.	Part No.	Description	Reqd. QTY			Serial No.	Parts catalogue code
			EU 65 is	EU 65 is1	EU 65 isN1		
1	17208-GR1-010	COLLAR, AIR CLEANER SETTING	6	6	6		
2	63151-Z11-000ZA	COVER, MAINTENANCE *NH314*.....CONDUCT GRAY	1	1	1		
3	63153-Z11-000	SEAL A, MAINTENANCE COVER	1	1	1		
4	63154-Z11-000	SEAL B, MAINTENANCE COVER	1	1	1		
5	63163-Z25-000	SEAL, 10X6X320	2	2	2		
6	63164-Z25-000	SEAL, 10X10X500	1	1	1		
7	63166-Z25-000	SEAL, 10X6X605	1	1	-	CL,CLT,F,FT,G,GT,GW,GWT,IT,ITT,K,KT,L,L9T,LT,LTT,R,RH,RHT,RT,S,SK SKT,ST,U,UT	
	63166-Z25-R50	SEAL, RR. UNDER	1	-	1	RD,RDT	
8	63167-Z25-000	SEAL, 10X5X640	1	1	1		
9	63310-Z25-000ZA	COVER COMP., RR. *NH314*.....CONDUCT GRAY	1	1	1		
10	63510-Z11-000ZA	COVER COMP., FR. *NH314*.....CONDUCT GRAY	1	1	1		
11	63522-Z11-000	SEAL A, FR. COVER	1	1	-	CL,CLT,F,FT,G,GT,GW,GWT,IT,ITT,K,KT,L,L9T,LT,LTT,R,RH,RHT,RT,S,SK SKT,ST,U,UT	
12	63524-Z11-000	SEAL C, FR. COVER	1	1	1		
13	90102-Z07-003	SCREW, SPECIAL, 6X16	1	-	1	K,LT,RD,RDT,RH	
	90028-ZC3-000	BOLT, AIR CLEANER COVER	1	-	-	1017785 F,G,GW,IT,L,R,SK,U	
	90102-Z07-003	SCREW, SPECIAL, 6X16	1	-	-	1017786 F,G,GW,IT,L,R,SK,U	
			-	1	-		
14	90104-Z11-000	BOLT, SPECIAL, 6X26	2	2	2		
15	90301-693-000	NUT, OPEN STAY, 6MM	2	2	-	CL,CLT,F,FT,G,GT,GW,GWT,IT,ITT,K,KT,L,L9T,LT,LTT,R,RH,RHT,RT,S,SK SKT,ST,U,UT	
16	90320-747-000	NUT, SPRING, 6MM	1	1	1		



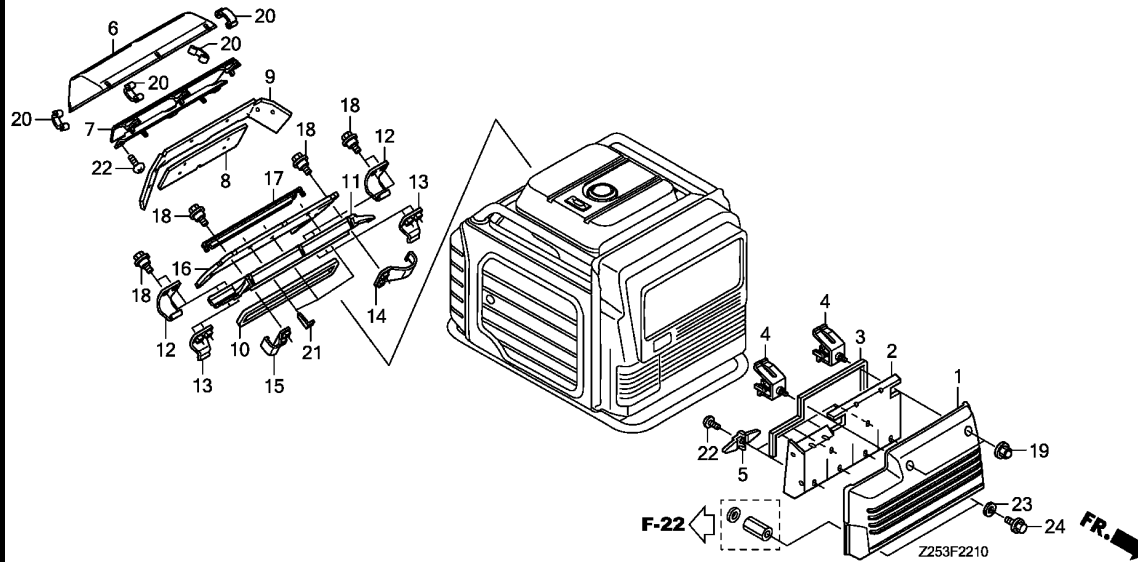
Ref. No.	Part No.	Description	Reqd. QTY			Serial No.	Parts catalogue code
			EU 65 is	EU 65 is1	EU 65 isN1		
17	90505-Z11-000	COLLAR, FR. COVER .....	2	2	2		
18	95701-06030-07	BOLT, FLANGE, 6X30 .....	2	2	2		
19	63526-Z11-A60	SEAL D, FR. COVER .....	2	2	2	-----	CL,CLT,F,FT,G,GT,GW,GWT,IT,ITT,RD,RDT
20	63522-Z25-R50	SEAL A, FR. COVER .....	2	-	2	-----	RD,RDT
21	90301-Z25-R50	NUT(M6X24.3) .....	2	-	2	-----	RD,RDT
22	90482-567-000	WASHER, SPECIAL, 6MM .....	2	-	2	-----	RD,RDT
23	63526-Z11-A60	SEAL D, FR. COVER .....	2	-	2	-----	RD,RDT



# F-22-10

# AIR DUCT

# F10



Ref. No.	L.O.N.	(Relative ref. Number) Description	F.R.T.
1		(3)	
1	3131R7	DUCT, FRONT AIR .....	0.2
2	3131R8	INSULATOR, FRONT AIR DUCT ....	0.2
6		(7)	
6	3131R2	DUCT, EXHAUST MUFFLER :UPPER .	0.3
8	3131R3	INSULATOR, EXHAUST DUCT :LOWER	0.2
9	3131R4	INSULATOR, EXHAUST DUCT :UPPER	0.2
11		(10)	
11	3131R5	DUCT, EXHAUST MUFFLER :UNDER .	0.3
16	3131R6	INSULATOR, EXHAUST DUCT :UNDER	0.2

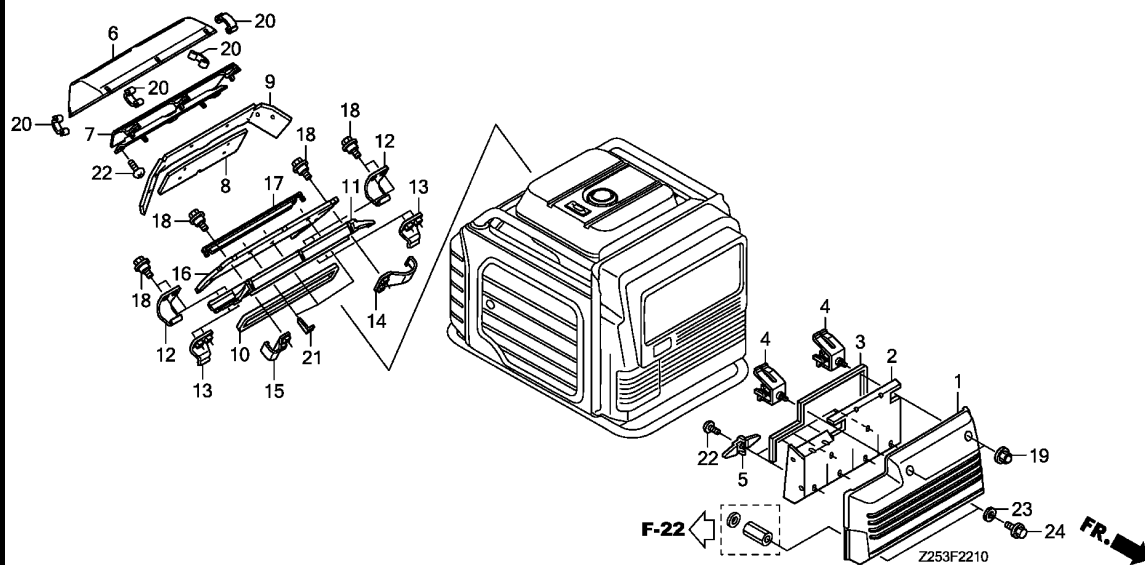
3

Ref. No.	Part No.	Description	Reqd. QTY			Serial No.	Parts catalogue code
			EU 65 is	EU 65 is1	EU 65 isN1		
1	19651-Z25-R50ZA	DUCT, FR. AIR *NH314*.....CONDUCT GRAY	1	-	1	-----	RD,RDT
2	19652-Z25-R50	INSULATOR, FR. AIR DUCT .....	1	-	1	-----	RD,RDT
3	19653-Z25-R50	SEAL, FR. AIR DUCT .....	1	-	1	-----	RD,RDT
4	19654-Z25-R50	BRACKET COMP., AIR GUIDE .....	2	-	2	-----	RD,RDT
5	19656-Z25-R50	CLIP, INSULATOR .....	6	-	6	-----	RD,RDT
6	63350-Z25-R50ZA	DUCT, EX. UPPER *NH314*.....CONDUCT GRAY	1	-	1	-----	RD,RDT
7	63351-Z25-R50	GUIDE COMP., EX. DUCT AIR ...	1	-	1	-----	RD,RDT
8	63352-Z25-R50	INSULATOR A, EX. DUCT UPPER .	1	-	1	-----	RD,RDT
9	63353-Z25-R50	INSULATOR B, EX. DUCT UPPER .	1	-	1	-----	RD,RDT
10	63354-Z25-R50	SEAL, EX. DUCT UNDER .....	1	-	1	-----	RD,RDT
11	63355-Z25-R50ZA	DUCT, EX. UNDER *NH314*.....CONDUCT GRAY	1	-	1	-----	RD,RDT
12	63356-Z25-R50	BRACKET A, EX. DUCT .....	2	-	2	-----	RD,RDT
13	63357-Z25-R50	BRACKET B, EX. DUCT .....	2	-	2	-----	RD,RDT
14	63358-Z25-R50	BRACKET C, R. EX. DUCT .....	1	-	1	-----	RD,RDT
15	63359-Z25-R50	BRACKET C, L. EX. DUCT .....	1	-	1	-----	RD,RDT
16	63362-Z25-R50	INSULATOR, EX. DUCT UNDER ...	1	-	1	-----	RD,RDT
17	63363-Z25-R50	HOLDER, EX. UNDER INSULATOR .	1	-	1	-----	RD,RDT
18	90109-434-000	BOLT, SPECIAL, 6MM .....	8	-	8	-----	RD,RDT
19	90301-693-000	NUT, OPEN STAY, 6MM .....	2	-	2	-----	RD,RDT
20	90659-692-000	CLAMP, CASE .....	6	-	6	-----	RD,RDT
21	90686-ZG3-300	CLIP, INSULATOR BIND(A) .....	3	-	3	-----	RD,RDT
22	93913-25110	SCREW, TAPPING, 5X10(P0) .....	12	-	12	-----	RD,RDT

**F-22-10**

**AIR DUCT**

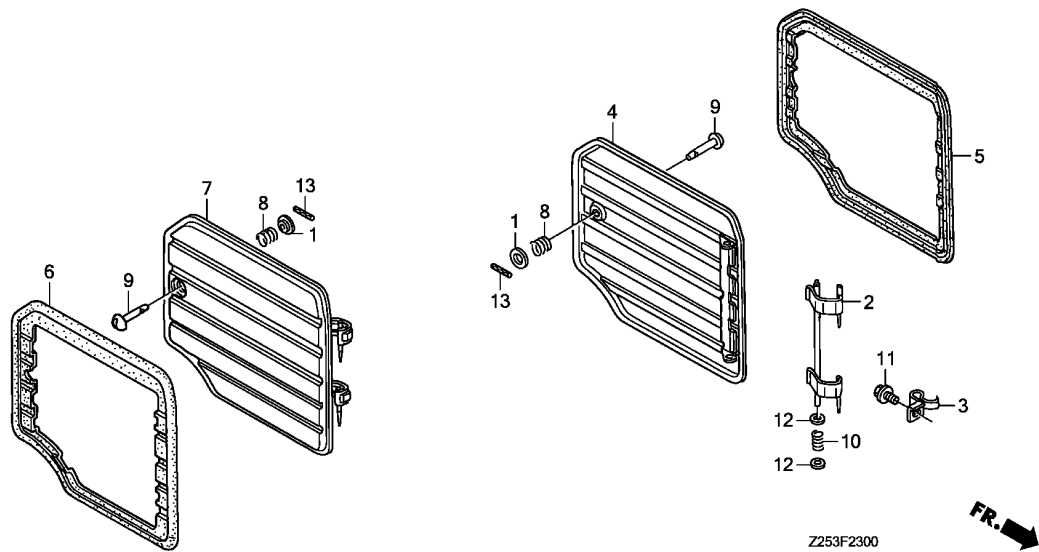
**F11**



Ref. No.	Part No.	Description	Reqd. QTY			Serial No.	Parts catalogue code
			EU 65 is	EU 65 is1	EU 65 isN1		

23	94103-06700	WASHER, PLAIN, 6MM .....	2	-	2	-----	RD,RDT
24	95701-06012-07	BOLT, FLANGE, 6X12 .....	2	-	2	-----	RD,RDT

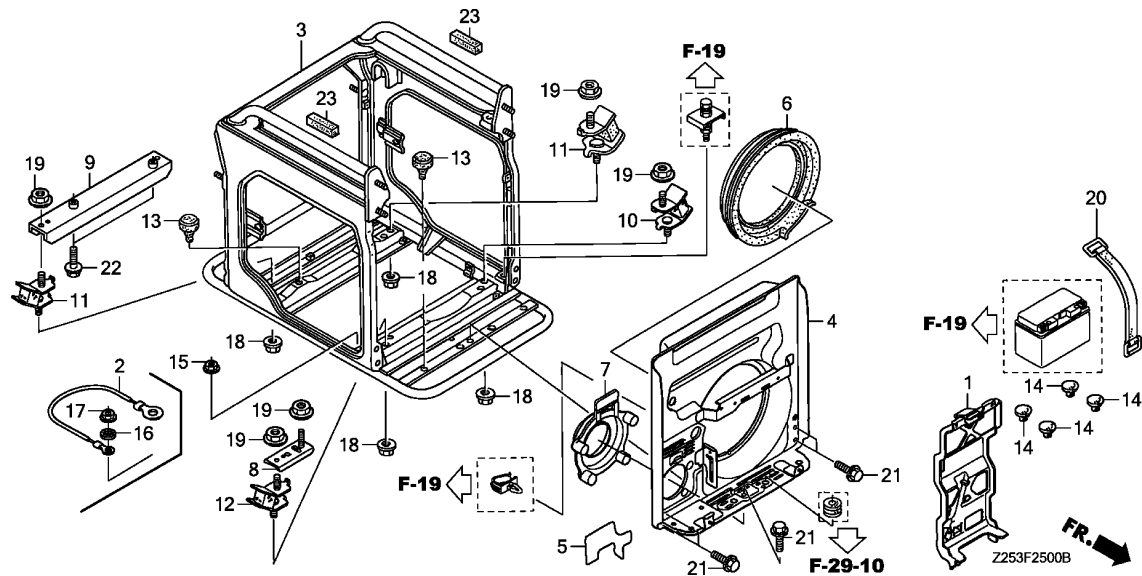
**3**



Ref. No.	L.O.N.	(Relative ref. Number) Description	F.R.T.
2	4131AU	HINGE, MAINTENANCE COVER :LEFT	0.1
3	4131AV	SPRING, HINGE PLATE .....	0.1
4	4131AS	COVER, MAINTENANCE :LEFT .....	0.3
5	4141U5	SEAL, MAINTENANCE COVER :LEFT	0.2
6	4141U6	SEAL, MAINTENANCE COVER :RIGHT	0.1
7	4131AT	COVER, MAINTENANCE :RIGHT ....	0.3
8	4131AW	SPRING, MAINTENANCE COVER LOCK :LEFT .....	0.2
	4131AX	SPRING, MAINTENANCE COVER LOCK :RIGHT .....	0.2

3

Ref. No.	Part No.	Description	Reqd. QTY			Serial No.	Parts catalogue code
			EU 65 is	EU 65 is1	EU 65 isN1		
1	50129-862-000	RETAINER, LOCK SPRING .....	2	2	2		
2	63140-Z25-000	HINGE COMP., R. MAINTENANCE COVER	1	1	1		
3	63142-Z25-000	SPRING, HINGE PLATE .....	1	1	1		
4	63151-Z25-000ZA	COVER COMP., R. MAINTENANCE *R280*.....POWER RED	1	1	1		
5	63153-Z25-000	SEAL, R. MAINTENANCE COVER ..	1	1	1		
6	63154-Z25-000	SEAL, L. MAINTENANCE COVER ..	1	1	1		
7	63171-Z25-000ZA	COVER COMP., L. MAINTENANCE *R280*.....POWER RED	1	1	1		
8	63173-Z25-000	SPRING, COVER LOCK .....	2	2	2		
9	63175-Z25-000	PIN, COVER LOCK .....	2	2	2		
10	63191-Z25-000	SPRING, MAINTENANCE COVER ...	1	1	1		
11	90002-MC7-000	BOLT, FLANGE, 5X8 .....	1	1	1		
12	90405-463-000	WASHER, 8MM .....	2	2	2		
13	94305-40203	PIN, SPRING, 4X20 .....	2	2	2		



Ref. No.	L.O.N.	(Relative ref. Number) Description	F.R.T.
1	4141F7	BRACKET, WIRE HARNESS CLIP ...	0.3
2	6111A4	CABLE, EARTH .....	1.0
3	4101H6	FRAME, MAIN .....	2.0
.INCLUDES: Engine removal and installation			
4	4101H5	FRAME, FRONT .....	1.1
6	4141F5	RUBBER A, SEPARATOR SEAL .....	1.0
7	4141F6	RUBBER B, SEPARATOR SEAL .....	0.2
9	4101T9	BRACKET, ENGINE MOUNTING :REAR .....	1.6
.INCLUDES: Engine removal and installation			
10	4101V0	RUBBER, BOTTOM :LEFT FRONT ...	1.9
.INCLUDES: Engine removal and installation			
.NOTE: Same time for two units			
11	4101V3	RUBBER, BOTTOM :LEFT REAR ....	1.9
.INCLUDES: Engine removal and installation			
.NOTE: Same time for two units			
	4101V4	RUBBER, BOTTOM :RIGHT REAR ...	1.9
.INCLUDES: Engine removal and installation			
.NOTE: Same time for two units			
+12	4101V1	RUBBER, BOTTOM :RIGHT FRONT ..	1.9

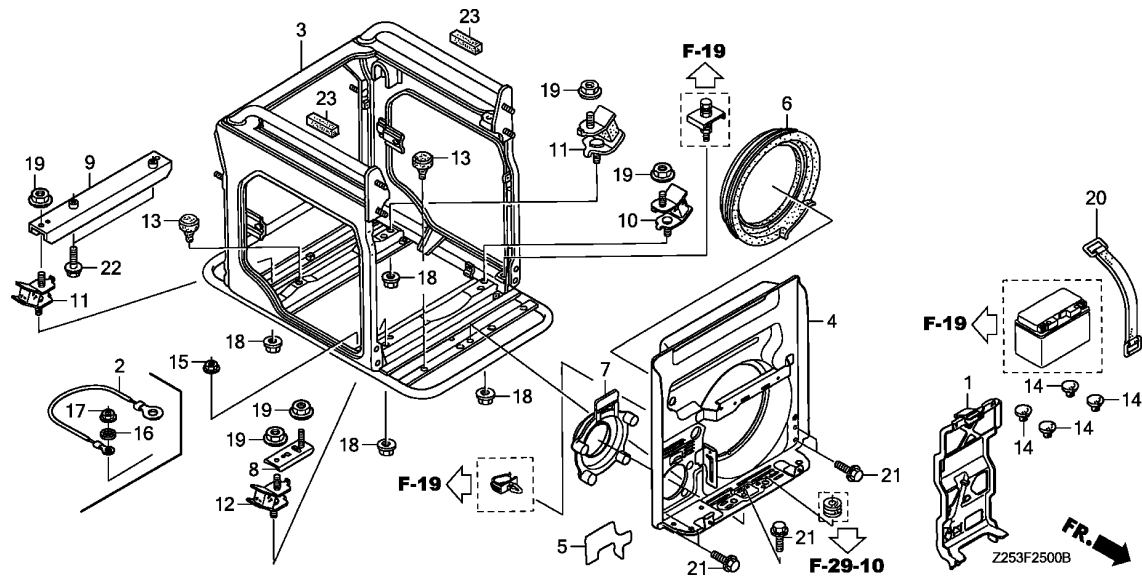
Ref. No.	Part No.	Description	Reqd. QTY			Serial No.	Parts catalogue code
			EU 65 is	EU 65 is1	EU 65 isN1		
1	32103-Z11-000	BRACKET, WIRE HARNESS CLIP ..	1	1	1		
2	32610-Z11-A00	CABLE COMP., SUB EARTH .....	1	1	-	-----	CL,CLT,F,FT,G,GT,GW,GWT,IT,ITT,L,L9T,LT,LTT
	32610-Z11-A40	.....	1	1	-	-----	U,UT
3	50305-Z25-000ZA	FRAME COMP., GENERATOR					
	*NH105*...MAT BLACK (#15-#20)		1	1	1		
4	63640-Z25-000	FRAME COMP., FR. ....	1	1	1		
5	63642-Z25-010	SEAL, FR. FRAME .....	1	-	1	-----	K,LT,RDT
	63642-Z25-000	.....	1	-	-	1027912	F,G,GW,IT,L,R,RD,RH,SK,U
	63642-Z25-010	.....	1	-	-	1027913	F,G,GW,IT,L,R,RD,RH,SK,U
			-	1	-		
6	63776-Z11-000	RUBBER A, SEPARATOR SEAL ....	1	1	1		
7	63778-Z11-000	RUBBER B, SEPARATOR SEAL ....	1	1	1		
8	68322-Z11-000ZA	BRACKET, FR. ENGINE MOUNT					
	*NH105*...MAT BLACK (#15-#20)		1	1	1		
9	68323-Z11-000	BRACKET, RR. ENGINE MOUNT ...	1	1	1		
10	68325-ZC2-000	RUBBER, BOTTOM .....	1	1	-		
	68325-Z25-R50	.....	-	-	1		
11	68325-Z11-000	RUBBER, BOTTOM .....	2	2	-		
	68325-Z25-U50	.....	-	-	2		
12	68326-Z11-000	RUBBER, L. BOTTOM .....	1	1	-		
	68326-Z25-U50	.....	-	-	1		
13	68346-ZC3-700	RUBBER, STOPPER .....	3	3	3		
14	83618-GF0-751	RUBBER, BATTERY BOX .....	4	4	4		
15	90201-ZM0-000	NUT, FLANGE, 6MM .....	1	1	1	-----	K,KT,R,RD,RDT,RH,RHT,RT,S,SK,SKT,ST
16	90432-898-000	WASHER, LOCK, 6MM .....	1	1	-	-----	CL,CLT,F,FT,G,GT,GW,GWT,IT,ITT,L,L9T,LT,LTT,U,UT
17	94050-06000	NUT, FLANGE, 6MM .....	1	1	-	-----	CL,CLT,F,FT,G,GT,GW,GWT,IT,ITT,L,L9T,LT,LTT,U,UT



# F-25

# FRAME

# F14



Ref. No.	L.O.N. (Relative ref. Number)	Description	F.R.T.
+12		.INCLUDES: Engine removal and installation .NOTE: Same time for two units	

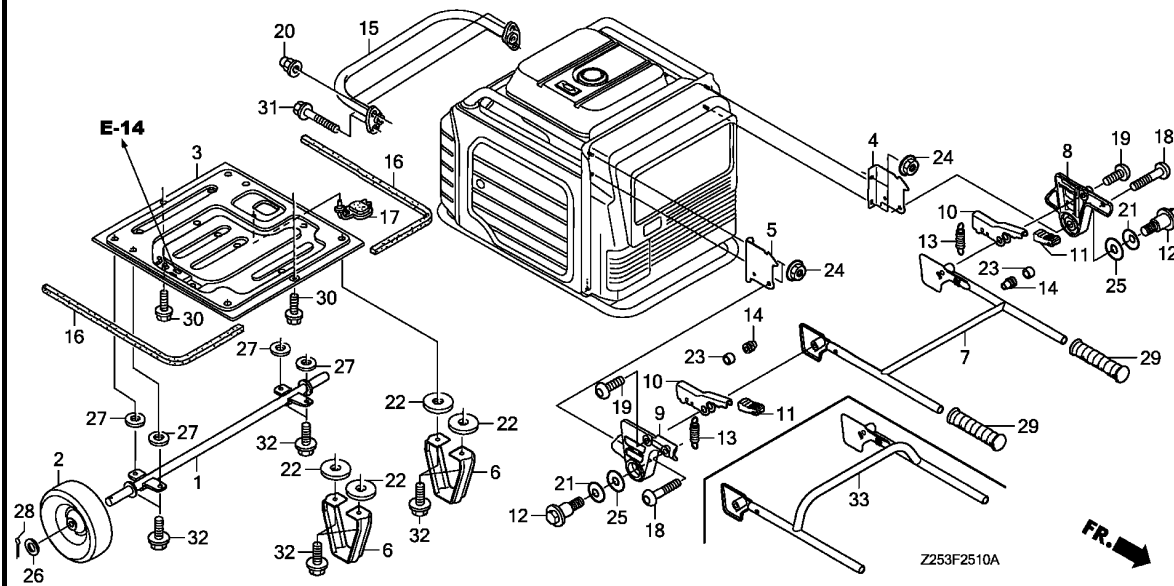
3

Ref. No.	Part No.	Description	Reqd. QTY			Serial No.	Parts catalogue code
			EU 65 is	EU 65 is1	EU 65 isN1		
18	94050-08000	NUT, FLANGE, 8MM .....	4	4	4		
19	94050-10000	NUT, FLANGE, 10MM .....	5	5	5		
20	95012-17001	BAND F, BATTERY(155MM) .....	1	1	1		
21	95701-08012-00	BOLT, FLANGE, 8X12 .....	5	5	5		
22	95701-08030-00	BOLT, FLANGE, 8X30 .....	2	2	2		
23	63168-Z25-R50	SEAL, FRAME UPPER .....	2	-	2	-----	RD,RDT

# F-25-10

# HANDLE/WHEEL

# F15



Ref. No.	L.O.N.	(Relative ref. Number) Description	F.R.T.
1	2091E4	SHAFT, WHEEL .....	0.3
2	7101B4	WHEEL :LEFT .....	0.2
	7101B4A	.Replace one add .....	0.1
	7101B5	WHEEL :RIGHT .....	0.2
	7101B5A	.Replace one add .....	0.1
3	4101CG	PLATE, UNDER .....	0.5
6	4101V5	STAND :LEFT .....	0.2
	4101V5A	.Replace one add .....	0.1
	4101V6	STAND :RIGHT .....	0.2
	4101V6A	.Replace one add .....	0.1
7		(33)	
	8101J5	PIPE, HANDLE .....	0.3
8	8101P0	HOLDER, HANDLE :LEFT .....	0.1
	8101POA	.Replace right handle holder add .....	0.1
9	8101P1	HOLDER, HANDLE :RIGHT .....	0.1
	8101P1A	.Replace left handle holder add .....	0.1
13	4131AQ	SPRING, HANDLE LEVER :LEFT .....	0.1
	4131AQA	.Replace right handle lever spring add .....	0.1
	4131AR	SPRING, HANDLE LEVER :RIGHT .....	0.1
	4131ARA	.Replace left handle lever spring add .....	0.1
15	4101U0	PIPE, GUARD :REAR .....	0.1

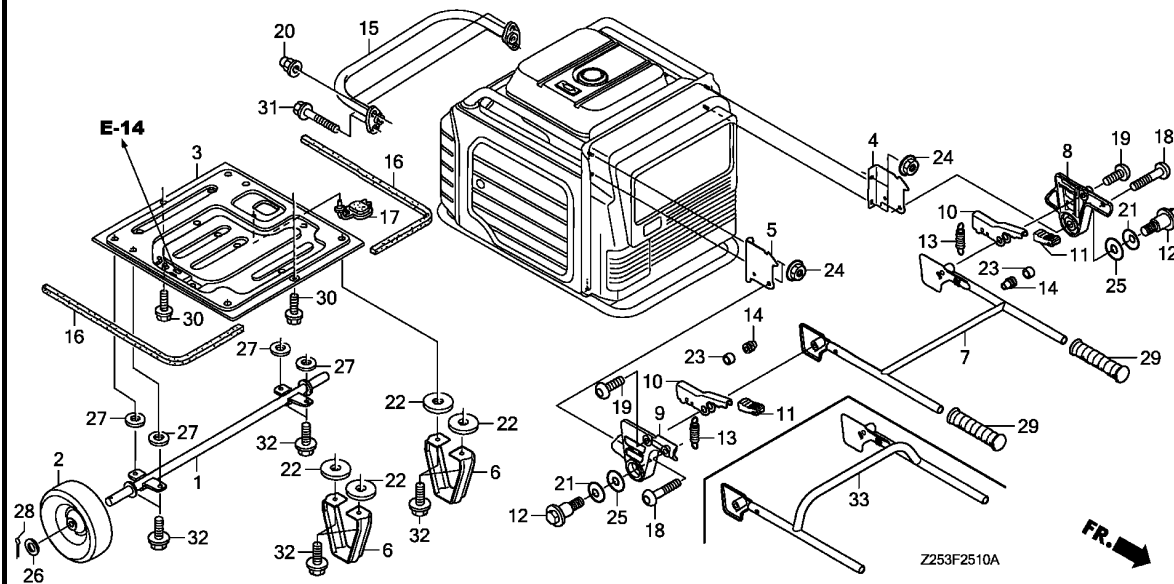
Ref. No.	Part No.	Description	Reqd. QTY			Serial No.	Parts catalogue code
			EU 65 is	EU 65 is1	EU 65 isN1		
1	42310-Z25-000	SHAFT COMP., WHEEL .....	1	1	1		
2	42710-Z11-003	WHEEL COMP., 250X60 (QINGDAO HUATIAN HAND TRUCK)	2	-	2	-----	----- K,LT,RDT
	42710-899-801	WHEEL COMP., 10"X2.75" (GLEASON)	2	-	-	1047714	F,G,GW,IT,L,R,RD,RH,SK,U
	42710-Z11-003	WHEEL COMP., 250X60 (QINGDAO HUATIAN HAND TRUCK)	2	-	-	1047715	----- F,G,GW,IT,L,R,RD,RH,SK,U
			-	2	-		
3	50323-Z25-000	PLATE, UNDER .....	1	1	1		
4	50337-Z11-000	BRACKET, R. HANDLE .....	1	1	1		
5	50338-Z11-000	BRACKET, L. HANDLE .....	1	1	1		
6	51511-Z11-000ZA	STAND *NH105*...MAT BLACK (#15-#20)	2	2	2		
7	53110-Z11-000ZA	PIPE COMP., HANDLE *NH105*...MAT BLACK (#15-#20)	1	1	-	-----	----- CL,CLT,F,FT,G,GT,GW,GWT,IT,ITT,K,KT,L,L9T,LT,LTT,R,RH,RHT,RT,S,SK SKT,ST,U,UT
8	53112-Z11-000	HOLDER, R. HANDLE .....	1	1	1		
9	53113-Z11-000	HOLDER, L. HANDLE .....	1	1	1		
10	53114-Z11-000	LEVER COMP., HANDLE .....	2	2	2		
11	53115-Z11-000	RUBBER, GRIP .....	2	2	2		
12	53116-Z11-000	BOLT, HANDLE HOLDER .....	2	2	2		
13	53117-Z11-000	SPRING, HANDLE LEVER .....	2	2	2		
14	53118-Z11-000	RUBBER, STOPPER .....	2	2	2		
15	53170-Z25-000ZA	PIPE COMP., RR. *NH105*...MAT BLACK (#15-#20)	1	1	1		
16	63165-Z25-000	SEAL, 8X8X705 .....	2	2	2		



# F-25-10

# HANDLE/WHEEL

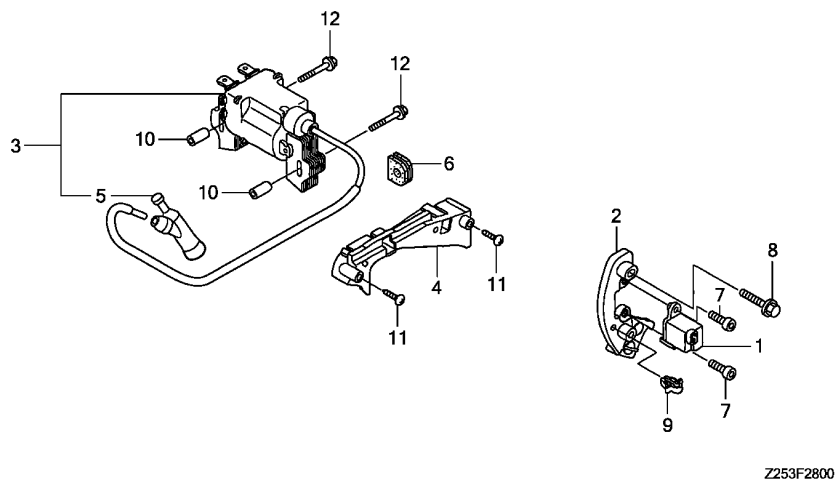
# F16



Ref. No.	L.O.N.	(Relative ref. Number) Description	F.R.T.
29	4131E0	GRIP, HANDLE :LEFT ..... .NOTE: Same time for two units	0.1
	4131E1	GRIP, HANDLE :RIGHT ..... .NOTE: Same time for two units	0.1

3

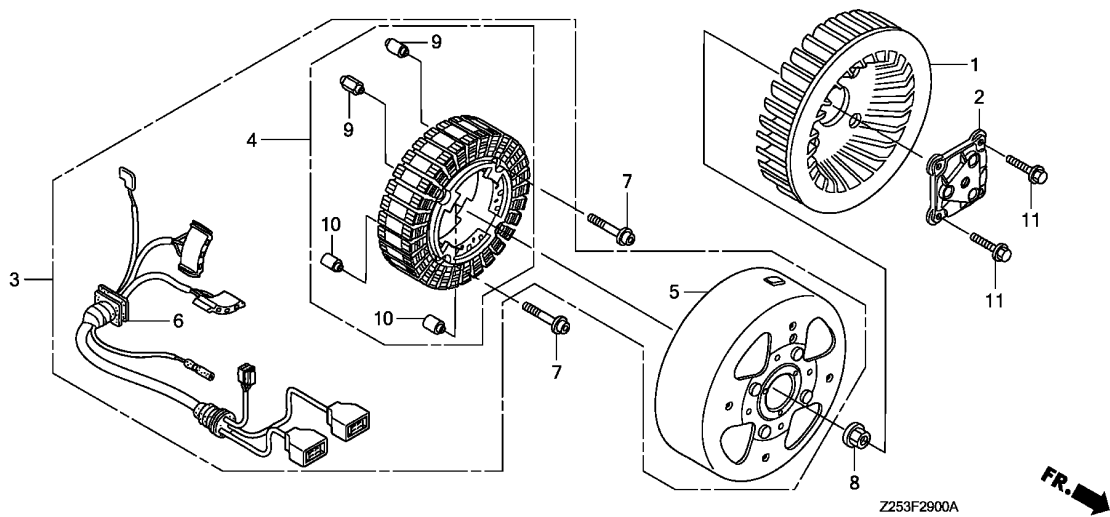
Ref. No.	Part No.	Description	Reqd. QTY			Serial No.	Parts catalogue code
			EU 65 is	EU 65 is1	EU 65 isN1		
17	63713-Z25-000	PLUG, OIL DRAIN .....	1	1	1		
18	90109-Z11-000	BOLT, SOCKET, 8X45 .....	2	2	2		
19	90128-KET-900	BOLT, SOCKET, 8X22 .....	2	2	2		
20	90301-693-000	NUT, OPEN STAY, 6MM .....	2	2	2		
21	90503-Z11-000	WASHER, SPRING .....	2	2	2		
22	90516-Z25-000	WASHER, PLAIN, 10.3X34 .....	4	4	4		
23	91555-Z11-000	COLLAR, HANDLE .....	2	2	2		
24	94050-08000	NUT, FLANGE, 8MM .....	4	4	4		
25	94101-12000	WASHER, PLAIN, 12MM .....	2	2	2		
26	94102-20000	WASHER, PLAIN, 20MM .....	2	2	2		
27	94103-08800	WASHER, PLAIN, 8MM .....	4	4	4		
28	94201-40280	PIN, SPLIT, 4.0X28 .....	2	2	2		
29	95011-14100	GRIP D, R. HANDLE .....	2	2	2		
30	95701-06016-00	BOLT, FLANGE, 6X16 .....	2	2	2		
31	95701-06030-07	BOLT, FLANGE, 6X30 .....	2	2	2		
32	95701-08025-00	BOLT, FLANGE, 8X25 .....	8	8	8		
33	53110-Z25-R50	PIPE COMP., HANDLE .....	1	-	1	-----	RD,RDT



Ref. No.	L.O.N.	(Relative ref. Number) Description	F.R.T.
1	6141B6	GENERATOR, IGNITION PULSE .... .INCLUDES: Engine removal and installation	2.3
3	6141A5	COIL, IGNITION(ONE) .....	0.8
4	6141C2	CLAMPER, HIGH TENSION CORD ...	0.3
5	6141B8	TERMINAL, HIGH TENSION .....	0.1

Ref. No.	Part No.	Description	Reqd. QTY			Serial No.	Parts catalogue code
			EU 65 is	EU 65 is1	EU 65 isN1		
1	30300-HA0-033	GENERATOR ASSY., PULSE(TEC) -	1	1	1		
2	30312-Z11-000	BRACKET, PULSER COIL .....	1	-	-		
	30312-Z11-010	.....	-	1	1		
3	30500-Z11-013	COIL ASSY., IGNITION .....	1	-	1	----- F,G,GW,IT,K,LT,RD,RDT,RH	
	30500-Z11-003	.....	1	-	-	----- 1006354 L,R,SK,U	
	30500-Z11-013	.....	1	-	-	----- 1006355 L,R,SK,U	
		.....	-	1	-		
4	30524-Z11-000	CLAMPER, HIGH TENSION CORD ..	1	1	1		
5	30700-Z1T-003	CAP ASSY., NOISE SUPPRESSOR -	1	1	1		
6	31512-Z11-000	GROMMET, CORD .....	1	1	1		
7	90049-KBH-000	BOLT, SOCKET, 5X14 .....	2	2	2		
8	90121-952-000	BOLT, FLANGE, 6X25(CT200) ...	2	2	2		
9	90660-ZA0-600	CLIP, ENGINE KILL SWITCH CORD	1	1	1		
10	91501-ZL8-000	COLLAR, 6.6X13.8X14.5 .....	2	2	2		
11	93913-25410	SCREW, TAPPING, 5X16(P0) ....	2	2	2		
12	95801-06045-00	BOLT, FLANGE, 6X45 .....	2	2	2		





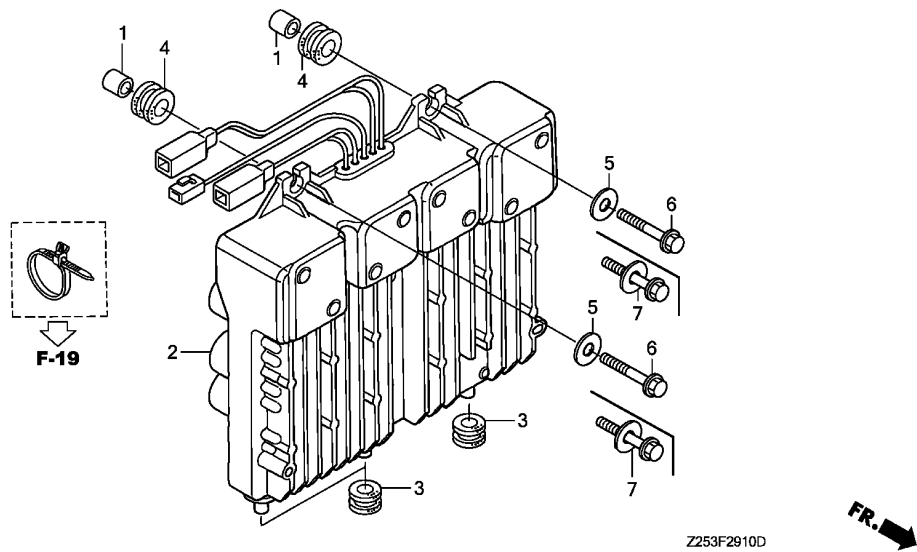
Ref. No.	L.O.N.	(Relative ref. Number) Description	F.R.T.
1	6201B7	FAN, GENERATOR COOLING ..... .INCLUDES: Engine removal and installation	2.3
2	6201C4	ADAPTER, RECOIL PULLEY ..... .INCLUDES: Engine removal and installation	2.3
3	6201A4	GENERATOR ASSEMBLY ..... .INCLUDES: Engine removal and installation	2.7
4	6201B9	STATOR, GENERATOR ..... .INCLUDES: Engine removal and installation	2.7
5	6201A9	ROTOR, GENERATOR ..... .INCLUDES: Engine removal and installation	2.5
6	6201B8	HARNESS, GENERATOR WIRE ..... .INCLUDES: Engine removal and installation	2.7

Ref. No.	Part No.	Description	Reqd. QTY			Serial No.	Parts catalogue code
			EU 65 is	EU 65 is1	EU 65 isN1		
1	19510-Z11-000	FAN COMP., COOLING .....	1	1	1		
2	28453-Z11-010	ADAPTER, RECOIL PULLEY .....	1	1	1		
3	31000-Z11-A31	GENERATOR ASSY.(###) .....	1	-	1	-----	K,LT,RDT
	31000-Z11-A30	.....	1	-	-	1040989	L,R,RD,RH,SK,U
	31000-Z11-A31	.....	1	-	-	1040990	L,R,RD,RH,SK,U
4	31018-Z11-A30	CORE SET, STATOR COIL .....	1	1	1	-----	K,KT,L,L9T,LT,LTT,R,RH,RHT,RT,S,SK,SKT,ST,U,UT
	31018-Z25-A60	.....	1	1	1	-----	K,KT,L,L9T,LT,LTT,R,RD,RDT,RH,RHT,RT,S,SK,SKT,ST,U,UT
5	31130-Z11-A00	ROTOR COMP. ....	1	1	1	-----	CL,CLT,F,FT,G,GT,GW,GWT,IT,ITT
6	32158-Z11-A31	HARNESS ASSY., GENERATOR WIRE	1	-	1	-----	K,LT,RDT
	32158-Z11-A30	.....	1	-	-	1040989	L,R,RD,RH,SK,U
	32158-Z25-A60	.....	1	-	-	1045801	F,G,GW,IT
	32158-Z11-A31	.....	1	-	-	1040990	L,R,RD,RH,SK,U
		.....	1	-	-	1045802	F,G,GW,IT
7	90102-Z11-000	BOLT, FLANGE SOCKET, 6X78 (CT200)	4	4	4		
8	90201-ZE3-790	NUT, SPECIAL, 16MM .....	1	-	-		
	90201-ZE3-V00	.....	-	1	1		
9	91551-Z03-000	COLLAR, STATOR(6.3X13X21.5) .	2	2	2		
10	91552-Z03-000	COLLAR, STATOR(6.3X13X16.5) .	2	2	2		
11	95701-06025-00	BOLT, FLANGE, 6X25 .....	4	4	4		

# F-29-10

# INVERTER

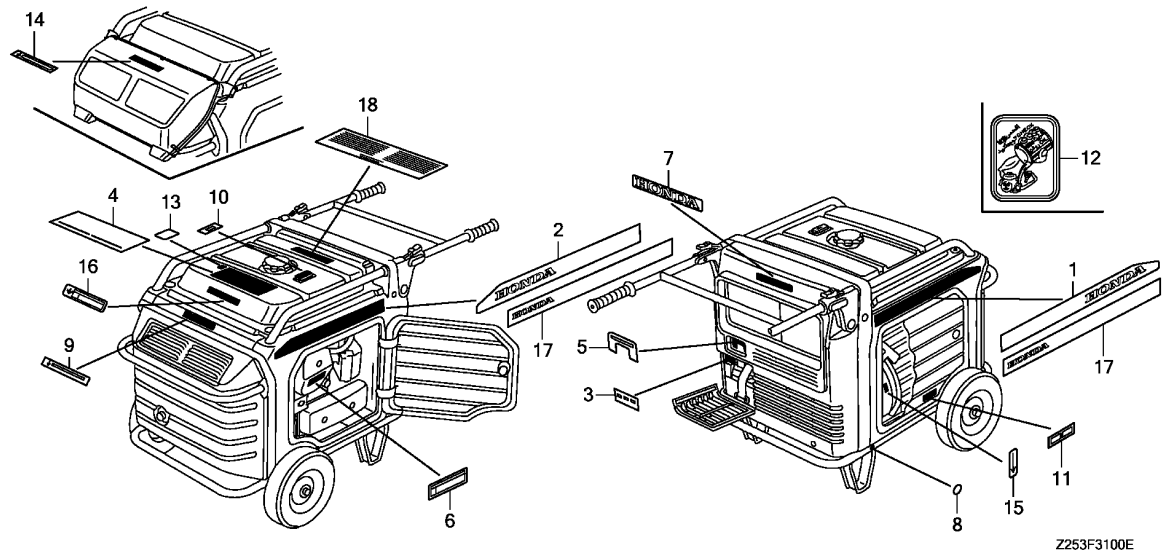
**G 3**



Ref. No.	L.O.N.	(Relative ref. Number) Description	F.R.T.
2	6221F7	INVERTER UNIT, GENERATOR .....	0.5
3	6221G3	RUBBER, INVERTER UNIT :LOWER . .NOTE: Same time for two units or more	0.3
4	6221G2	RUBBER, INVERTER UNIT :UPPER . .NOTE: Same time for two units	0.3

Ref. No.	Part No.	Description	Reqd. QTY			Serial No.	Parts catalogue code
			EU 65 is	EU 65 is1	EU 65 isN1		
1	17272-ZC3-300	COLLAR, IN. JOINT .....	2	2	2		
2	31310-Z25-R50	INVERTER UNIT COMP. ....	1	1	1	-----	RD,RDT,RH,RHT,S,ST
	31310-Z25-A60	.....	1	1	-	-----	CL,CLT,F,FT,G,GT,GW,GWT,IT,ITT
	31310-Z25-B60	.....	1	1	-	-----	K,KT,R,RT,SK,SKT
	31310-Z25-A30	.....	1	1	-	-----	L,L9T,LT,LTT,U,UT
3	90851-898-000	RUBBER, TANK CUSHION .....	3	3	3		
4	91651-ZS9-000	RUBBER, INVERTER UNIT .....	2	2	2		
5	94103-06000	WASHER, PLAIN, 6MM .....	2	-	-	-----	1009555 L,R,SK,U
6	95701-06025-00	BOLT, FLANGE, 6X25 .....	2	-	-	-----	1009555 L,R,SK,U
7	90013-ZW1-000	BOLT-WASHER, 6X25 .....	2	-	2	-----	F,G,GW,IT,K,LT,RD,RDT,RH
			2	-	-	1009556	----- L,R,SK,U
			-	2	-		

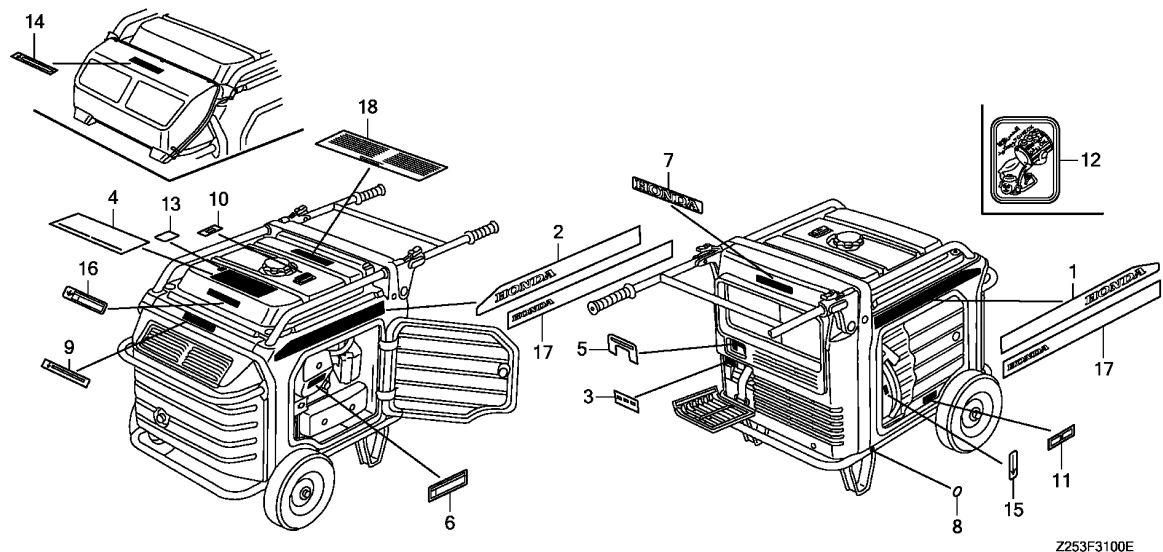
**3**



Ref. No.	L.O.N.	(Relative ref. Number) Description	F.R.T.
----------	--------	------------------------------------	--------

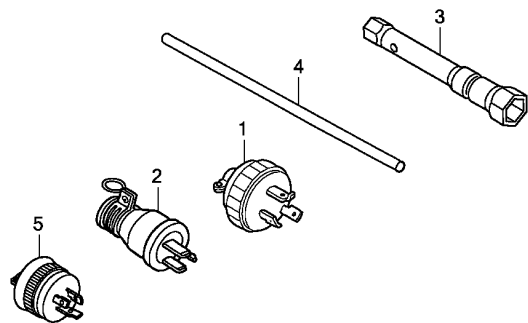
NO INFORMATION .....

Ref. No.	Part No.	Description	Reqd. QTY			Serial No.	Parts catalogue code
			EU 65 is	EU 65 is1	EU 65 isN1		
1	87101-Z25-A61	MARK, EMBLEM(R.)	1	-	-	-	K,LT
	87101-Z25-A60	.....	1	-	-	1027912	F,G,GW,IT,L,R,RD,RH,SK,U
	87101-Z25-A61	.....	1	-	-	1027913	F,G,GW,IT,L,R,RD,RH,SK,U
2	87102-Z25-A61	MARK, EMBLEM(L.)	1	-	-	-	K,LT
	87102-Z25-A60	.....	1	-	-	1027912	F,G,GW,IT,L,R,RD,RH,SK,U
	87102-Z25-A61	.....	1	-	-	1027913	F,G,GW,IT,L,R,RD,RH,SK,U
3	87117-Z11-A00	MARK, BRANCH FUSE	1	1	1	-	-
4	87150-Z11-A70	MARK, CAUTION	1	1	1	-	K,KT,L,L9T,R,RD,RDT,RT,S,ST
	87150-Z25-U80	.....	1	1	-	-	LT,LTT
	87150-Z11-S60	.....	1	1	-	-	RH,RHT
	87150-Z11-R10	.....	1	1	-	-	SK,SKT
	87150-Z22-A30	MARK, CAUTION(E)	1	-	-	1013098	U
	87150-Z25-A60	MARK, CAUTION	1	-	-	1045164	F,G,GW,IT
	87150-Z11-A30	MARK, CAUTION(E)	1	-	-	1013099	U
	87150-Z25-A61	MARK, CAUTION(EC)	1	-	-	1045165	F,G,GW,IT
	87150-Z11-A30	MARK, CAUTION(E)	-	1	-	-	CL,CLT,F,FT,G,GT,GW,GWT,IT,ITT
5	87264-Z11-A70	MARK, PANEL SWITCH	1	1	1	-	U,UT
	87264-Z11-A60	.....	1	1	-	-	K,KT,R,RD,RDT,RT,S,SK,SKT,ST,U,UT
	87264-Z11-A30	.....	1	1	-	-	CL,CLT,F,FT,G,GT,GW,GWT,IT,ITT
	87264-Z25-U80	.....	1	1	-	-	L,L9T
	87264-Z11-S60	.....	1	1	-	-	LT,LTT
		.....	1	1	-	-	RH,RHT
6	87511-ZT3-S20	MARK, CAUTION VOLTAGE	1	1	-	-	SK,SKT
7	87531-Z11-A00	MARK, HONDA	1	1	1	-	-
8	87534-892-640	MARK, EARTH	1	1	1	-	-
9	87539-Z25-A41	MARK, EX. CAUTION	1	1	1	-	K,KT,L,L9T,R,RD,RDT,RT,S,ST
	87539-Z25-A60	.....	1	1	-	-	CL,CLT,F,FT,G,GT,GW,GWT,IT,ITT
	87539-Z25-R60	.....	1	1	-	-	RH,RHT



Ref. No.	Part No.	Description	Reqd. QTY			Serial No.	Parts catalogue code
			EU 65 is	EU 65 is1	EU 65 isN1		
(9)	87539-Z25-R10	MARK, EX. CAUTION .....	1	1	-	-----	SK,SKT
	87539-Z25-A30	.....	1	-	-	1008010	U
	87539-Z25-A31	.....	1	-	-	1008011	U
			-	1	-	-----	U,UT
10	87565-ZB4-A00	PLATE, FUEL INDICATION .....	1	1	1		
11	87594-Z25-A00	MARK, OIL CAUTION .....	1	1	1		
12	87541-ZB4-000	MARK, OIL CHECK .....	1	-	-	1045164	F
13	87709-Z07-S50	MARK, RECYCLE .....	1	1	-	-----	GW,GWT
14	87539-Z25-A41	MARK, EX. CAUTION .....	1	-	-	-----	RD
15	87178-Z32-000	MARK, DIRECTION .....	1	1	-	-----	K,KT
16	87539-ZS9-R10	MARK, EX. CAUTION .....	1	1	-	-----	LT,LTT
17	87101-Z25-F60	MARK, EMBLEM .....	-	2	2		
18	87114-ZS9-R90	LABEL, WARNING .....	-	1	-	-----	CL,CLT





Z253F3200A

Ref. (Relative ref. Number)  
No. L.O.N. Description F.R.T.

NO INFORMATION .....

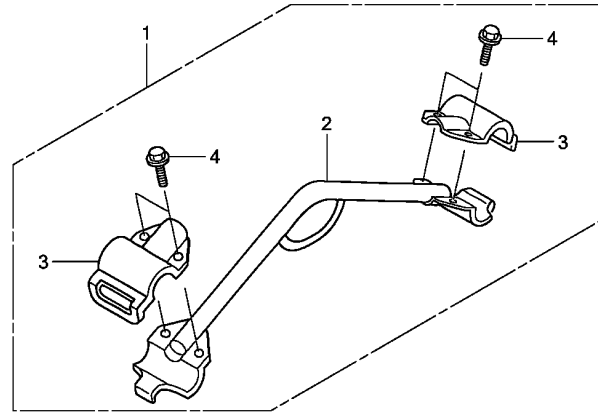
3

Ref. No.	Part No.	Description	Reqd. QTY			Serial No.	Parts catalogue code
			EU 65 is	EU 65 is1	EU 65 isN1		
1	32310-ZD8-F61	PLUG ASSY. (20A/250V) .....	2	2	-	-----	K,KT,R,RH,RHT,RT,S,ST
2	32310-836-000	PLUG ASSY., CONSENT (15A/125V) .....	2	2	-	-----	L,L9T,LT,LTT
3	89216-Z25-000	WRENCH, BOX (P21X12) .....	1	1	1		
4	99005-01000	BAR A, HANDLE .....	1	1	1		
5	32310-Z07-C70	PLUG ASSY. (30A-250V) .....	1	-	1	-----	RD,RDT

FOP-1

HANGER KIT

G 7

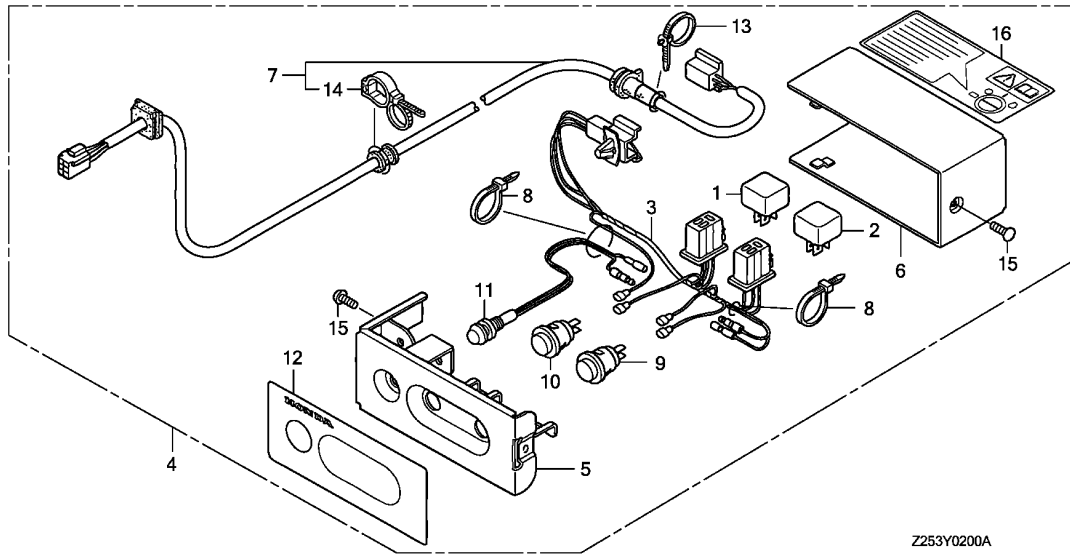


Z253Y0100

Ref. No.	L.O.N.	(Relative ref. Number) Description	F.R.T.
1	4101U9	HANGER KIT .....	0.1

Ref. No.	Part No.	Description	Reqd. QTY			Serial No.	Parts catalogue code
			EU 65 is	EU 65 is1	EU 65 isN1		
1	06531-Z11-E00ZA	HANGER KIT *NH105*...MAT BLACK (#15-#20)	(1)	(1)	(1)		
2	53150-Z11-E00ZA	HANGER COMP. *NH105*...MAT BLACK (#15-#20)	(1)	(1)	(1)		
3	53155-899-801	BRACKET, HANGER UPPER .....	(2)	(2)	(2)		
4	95701-08016-07	BOLT, FLANGE, 8X16 .....	(4)	(4)	(4)		

3

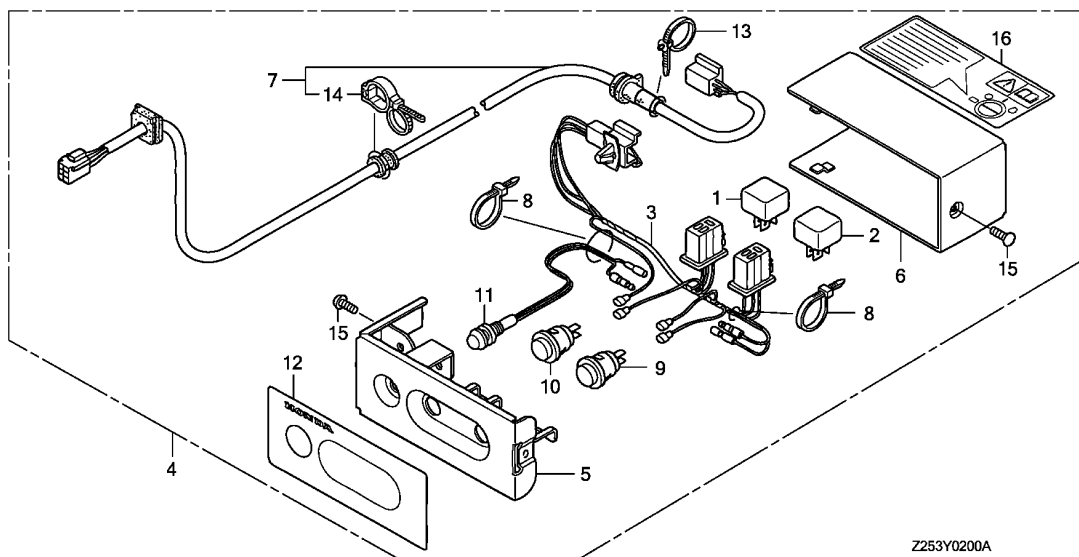


Z253Y0200A

Ref. No.	L.O.N.	(Relative ref. Number) Description	F.R.T.
1	6131B8	RECTIFIER, SILICON .....	0.2
	6131B8A	.Replace one add .....	0.1
2	6131C6	RECTIFIER, SILICON(A) .....	0.2
	6131C6A	.Replace one add .....	0.1
3	6111E4	HARNESS, REMOTE CONTROL WIRE ..	0.2
4	6221G8	BOX, REMOTE CONTROL .....	0.1
7	6111A8	CABLE, REMOTE CONTROL .....	0.2
9	6151D9	SWITCH, ENGINE STOP .....	0.2
10	6151F4	SWITCH, START .....	0.2
11	6221Q4	LED ASSEMBLY .....	0.2

3

Ref. No.	Part No.	Description	Reqd. QTY			Serial No.	Parts catalogue code
			EU 65 is	EU 65 is1	EU 65 isN1		
1	31700-MM8-610	RECTIFIER COMP., SILICON ....	(1)	(1)	(1)		
2	31700-196-000	RECTIFIER COMP., SILICON ....	(1)	(1)	(1)		
3	32140-Z22-800	HARNESS ASSY., REMOTE CONTROL	(1)	(1)	(1)		
4	32380-Z11-810ZA	BOX ASSY., REMOTE CONTROL(10M) *NH105*...MAT BLACK (#15-#20)	(1)	(1)	(1)	-----	K,KT,L,L9T,LT,LTT,R,RD,RDT,RH,RHT,RT,S,ST,U,UT
	32380-Z11-820ZA	BOX ASSY., REMOTE CONTROL(20M) *NH105*...MAT BLACK (#15-#20)	(1)	(1)	(1)	-----	K,KT,L,L9T,LT,LTT,R,RD,RDT,RH,RHT,RT,S,ST,U,UT
	32380-Z11-830ZA	BOX ASSY., REMOTE CONTROL(30M) *NH105*...MAT BLACK (#15-#20)	(1)	(1)	(1)	-----	K,KT,L,L9T,LT,LTT,R,RD,RDT,RH,RHT,RT,S,ST,U,UT
	32380-Z11-840ZA	BOX ASSY., REMOTE CONTROL(10M) *NH105*...MAT BLACK (#15-#20)	(1)	(1)	-	-----	CL,CLT,F,FT,G,GT,GW,GWT,IT,ITT
	32380-Z11-860ZA	BOX ASSY., REMOTE CONTROL(30M) *NH105*...MAT BLACK (#15-#20)	(1)	(1)	-	-----	CL,CLT,F,FT,G,GT,GW,GWT,IT,ITT
	32380-Z11-870ZA	BOX ASSY., REMOTE CONTROL(20M) *NH105*...MAT BLACK (#15-#20)	(1)	(1)	-	-----	SK,SKT
	32380-Z11-880ZA	BOX ASSY., REMOTE CONTROL(30M) *NH105*...MAT BLACK (#15-#20)	(1)	(1)	-	-----	SK,SKT
5	32381-Z22-800ZA	PANEL, REMOTE CONTROL *NH105*...MAT BLACK (#15-#20)	(1)	(1)	(1)		
6	32382-Z22-800ZA	COVER, REMOTE CONTROL *NH105*...MAT BLACK (#15-#20)	(1)	(1)	(1)		
7	32520-Z11-820	CABLE ASSY., REMOTE CONTROL (30M)	(1)	(1)	(1)		
	32520-Z11-800	CABLE ASSY., REMOTE CONTROL (10M)	(1)	(1)	(1)	-----	CL,CLT,F,FT,G,GT,GW,GWT,IT,ITT,K,KT,L,L9T,LT,LTT,R,RD,RDT,RH,RHT,RT,S,ST,U,UT
	32520-Z11-810	CABLE ASSY., REMOTE CONTROL (20M)	(1)	(1)	(1)	-----	K,KT,L,L9T,LT,LTT,R,RD,RDT,RH,RHT,RT,S,SK,SKT,ST,U,UT



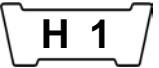
Z253Y0200A

Ref. No.	Part No.	Description	Reqd. QTY			Serial No.	Parts catalogue code
			EU 65 is	EU 65 is1	EU 65 isN1		
8	32903-ZC8-N01	TIE, CABLE(C) .....	(2)	(2)	(2)		
9	35120-Z22-801	SWITCH COMP., ENGINE STOP ...	(1)	(1)	(1)		
10	35150-Z22-801	SWITCH COMP., START .....	(1)	(1)	(1)		
11	37570-Z22-A91	LED ASSY. ....	(1)	(1)	(1)		
12	87247-Z22-800	MARK, REMOTE CONTROL .....	(1)	(1)	(1)	-----	K,KT,L,L9T,LT,LTT,R,RD,RDT,RH,RHT,RT,S,ST,U,UT
	87247-Z22-810	.....	(1)	(1)	-	-----	CL,CLT,F,FT,G,GT,GW,GWT,IT,ITT
	87247-Z11-870	.....	(1)	(1)	-	-----	SK,SKT
13	90615-PN3-003	BAND, HARNESS (NATURAL) (98MM)	(1)	(1)	(1)		
14	91558-SM4-003	CLIP, TUBE(BLACK) (135MM) ....	(1)	(1)	(1)		
15	93500-04008-0G	SCREW, PAN, 4X8 .....	(2)	(2)	(2)		
16	87246-Z11-840	MARK, REMOTE .....	(1)	(1)	-	-----	CL,CLT,F,FT,G,GT,GW,GWT,IT,ITT





# PART NO. INDEX



Part Number	Address	Page	Ref.	Part Number	Address	Page	Ref.	Part Number	Address	Page	Ref.	Part Number	Address	Page	Ref.											
06000				13104-ZF6-W01				D7	29	2	16211-ZF6-D50				D11	33	13									
06531-Z11-E00ZA G7				13111-Z5T-000				D7	29	3	16211-ZF6-F40				D11	33	13									
				13111-ZF6-W00				D7	29	3	16212-Z5T-000				D11	33	16									
				13200-Z1C-000				D7	29	4	16220-ZA0-702				D11	33	14									
11000				13200-ZE3-020				D7	29	4	16221-Z5T-000				D11	33	15									
				13200-ZE3-315				D7	29	4	16221-ZF6-800				D11	33	15									
11300-ZF6-415				D4	26	1	13310-ZF6-F42				D5	27	1	16223-ZE3-W00				D11	33	16						
11381-Z5T-000				D4	26	2	13351-ZE3-010				D5	27	2	16269-ZA0-800				D11	33	17						
11381-ZE3-801				D4	26	2								16950-Z11-003				F4	56	2						
12000								14000								19000				31000						
				12000-ZF6-Q00				D3	25	1	14100-Z5T-810				D8	30	2	19631-Z11-000				F6	58	5		
12000-ZF6-Q20				D3	25	1	14100-Z5T-910				D8	30	18	19634-Z11-000				F6	58	6						
12200-ZF6-406				D1	23	1	14100-ZF6-W01				D8	30	2	19637-Z11-000				F6	58	7						
12204-ZE2-306				D1	23	2	14410-Z1C-000				D8	30	3	19641-Z11-000				F6	58	8						
12205-ZE2-305				D1	23	3	14410-ZE3-013				D8	30	3	19641-Z11-010				F6	58	8						
12209-ZE8-003				D8	30	1	14431-ZE2-010				D8	30	4	19645-Z11-000				D3	25	2						
12210-Z5T-406				D1	23	1	14441-ZE2-000				D8	30	5	19647-Z11-000				F6	58	9						
12210-Z5T-416				D1	23	1	14451-ZE1-013				D8	30	6	19647-Z11-010				F6	58	9						
12216-ZE2-300				D1	23	4	14568-ZE1-000				D8	30	7	19649-Z11-000				F6	58	10						
12251-Z5T-003				D1	23	5	14711-Z5T-000				D8	30	8	19651-Z25-R50ZA				F10	62	1						
12251-ZF6-W00				D1	23	5	14711-ZE3-000				D8	30	8	19652-Z25-R50				F10	62	2						
12310-ZE2-020				D1	23	6	14721-Z5T-800				D8	30	9	19653-Z25-R50				F10	62	3						
12391-ZE2-020				D1	23	7	14721-ZE3-810				D8	30	9	19654-Z25-R50				F10	62	4						
13000								14751-Z1C-000				D8	30	10	19656-Z25-R50				F10	62	5					
								14751-ZE2-003				D8	30	10	19665-Z11-000				F6	58	11					
								14771-Z8S-000				D8	30	11	19666-Z11-000				F6	58	12					
13010-Z5R-004				D6	28	1	14771-ZE2-000				D8	30	11	19668-Z11-000				F6	58	13						
				D7	29	1	14773-ZE2-000				D8	30	12	19671-Z11-000				F6	58	14						
13010-Z5T-003				D6	28	1	14775-ZE2-010				D8	30	13	19681-Z11-000				F6	58	15						
13010-ZF6-003				D6	28	1	14781-ZE2-000				D8	30	14	19683-Z11-000				F6	58	16						
13010-ZF6-005				D6	28	1	14791-Z1D-000				D8	30	15	19684-Z11-000				F6	58	17						
13011-Z5R-004				D6	28	1	14791-ZE2-010				D8	30	15					28000								
				D7	29	1									28400-Z11-003				E16	52	1					
13011-Z5T-003				D7	29	1	15000								28410-Z11-003				E16	52	2					
13011-ZF6-003				D6	28	1									28421-ZE3-W01				E16	52	3					
13011-ZF6-005				D6	28	1	15620-ZE2-700				D4	26	3	28422-ZE2-W01				E16	52	4						
13012-Z5R-004				D6	28	1	15712-PD1-811				F5	57	1	28441-ZE2-W01				E16	52	5						
				D7	29	1	15721-ZK6-E40				D1	23	8	28442-ZE2-W01				E16	52	6						
13012-Z5T-003				D7	29	1									28443-ZE2-W01				E16	52	7					
13012-ZF6-003				D6	28	1									28444-ZE2-W01				E16	52	8					
13012-ZF6-005				D6	28	1									28451-ZE3-W01				E16	52	9					
13013-Z5R-004				D6	28	1									28453-Z11-010				G2	70	2					
				D7	29	1									28460-Z11-003				E16	52	10					
13013-Z5T-003				D7	29	1	16000								28460-Z11-013				E16	52	10					
13013-ZF6-003				D6	28	1	16010-ZA0-921				D11	33	1	28462-ZK3-003				E16	52	11						
13013-ZF6-005				D6	28	1	16011-ZA0-931				D11	33	2	28469-ZE2-W01				E16	52	12						
13101-Z5T-800				D7	29	2	16013-ZA0-931				D11	33	3					30000				32000				
13101-ZF6-W00				D7	29	2	16015-ZA0-931				D11	33	4					30201-PH9-004				D14	36	1		
13101-ZF6-W01				D7	29	2	16016-ZH7-W01				D11	33	5					30202-PZ1-003				D14	36	2		
13102-Z5T-800				D7	29	2	16024-124-760				D11	33	6					30300-HA0-033				G1	69	1		
13102-ZF6-W00				D7	29	2	16028-ZA0-701				D11	33	7					30312-Z11-000				G1	69	2		
13102-ZF6-W01				D7	29	2	16100-ZF6-D31				D11	33	8					30312-Z11-010				G1	69	2		
13102-ZF6-W01				D7	29	2	16100-ZK6-E41				D11	33	8					30500-Z11-003				G1	69	3		
13103-Z5T-800				D7	29	2	16105-ZK6-E40				D11	33	9					30524-Z11-000				G1	69	4		
13103-ZF6-W00				D7	29	2	16124-ZF6-F41				D11	33	10					30700-Z1T-003				G1	69	5		
13103-ZF6-W01				D7	29	2	16166-ZF6-D31				D11	33	11													
13103-Z5T-800				D7	29	2	16166-ZF6-F41				D11	33	11													
13104-Z5T-800				D7	29	2	16172-ZE3-W10				D11	33	12													
13104-ZF6-W00				D7	29	2	16173-001-004				F4	56	1													
				D7	29	2	16176-Z2G-D51				D12	34	34													
				D7	29	2																				

4





# PART NO. INDEX

**H 4**

Part Number	Address	Page	Ref.	Part Number	Address	Page	Ref.	Part Number	Address	Page	Ref.	Part Number	Address	Page	Ref.
95002-02080	D12	34	35	99000											
95002-45000	D12	34	29												
95002-50000	D12	34	35	99005-01000	G6	74	4								
95003-09040-31	D12	34	30	99101-ZH8-0900	D12	34	32								
95003-09055-31	D12	34	31	99101-ZH8-0920	D12	34	32								
95011-14100	F16	68	29	99101-ZH8-0950	D12	34	32								
95012-17001	F14	66	20	99101-ZH8-0980	D12	34	32								
95018-54250	F1	53	16	99204-ZE2-0400	D12	34	33								
95701-06012-00	D3	25	12												
	F7	59	30												
95701-06012-07	F7	59	31												
	F11	63	24												
95701-06016-00	F16	68	30												
95701-06020-00	F7	59	32												
95701-06022-07	F7	59	33												
95701-06025-00	G2	70	11												
	G3	71	6												
95701-06025-07	F4	56	18												
95701-06030-00	F7	59	34												
95701-06030-07	F9	61	18												
	F16	68	31												
95701-08012-00	F14	66	21												
95701-08016-00	F2	54	21												
95701-08016-07	G7	75	4												
95701-08025-00	F3	55	22												
	F16	68	32												
95701-08030-00	F14	66	22												
95701-08040-00	D4	26	8												
95701-08060-00	D4	26	9												
95701-10025-00	E16	52	16												
95701-10035-00	D14	36	20												
95701-10080-00	D2	24	19												
95725-10080-00	D2	24	19												
95801-06045-00	G1	69	12												
96000															
96100-62020-00	D3	25	13												
	D4	26	10												
96100-62070-00	D4	26	11												
98000															
98079-55846	D2	24	20												
98079-55855	D2	24	20												
98079-56846	D2	24	20												
98079-56855	D2	24	20												
98079-56876	D2	24	20												
98200-31500	E2	38	20												
	E4	40	17												
	E5	41	20												
	E7	43	19												
	E9	45	35												
	E11	47	32												
	E13	49	30												
	E15	51	21												

4

# PART NAME INDEX

Part name	Address	Page	Ref.	Part name	Address	Page	Ref.	Part name	Address	Page	Ref.
[ A ]											
ADAPTER, RECOIL PULLEY .....	G2	70	2	BOLT, FLANGE, 8X12 .....	F14	66	21	CLAMP, CASE .....	F10	62	20
ARMATURE COMP. ....	D14	36	13	BOLT, FLANGE, 8X16 .....	F2	54	21	CLAMP, TUBE, 7.5X2 .....	D11	33	18
ARM, VALVE ROCKER .....	D8	30	4		G7	75	4	CLIP B, HARNESS .....	D11	33	20
ARRESTER, SPARK .....	F2	54	8	BOLT, FLANGE, 8X25 .....	F3	55	22		F5	57	5
[ B ]											
BAND F, BATTERY .....	F14	66	20		F16	68	32	CLIP B, HARNESS BAND .....	F5	57	14
BAND, AIR CLEANER CONNECTING TUBE	F1	53	16	BOLT, FLANGE, 8X30 .....	F14	66	22	CLIP, BREATHER TUBE PROTECTOR	F5	57	1
	D3	25	7	BOLT, FLANGE, 8X40 .....	D4	26	8	CLIP, ENGINE KILL SWITCH CORD	G1	69	9
BAND, CABLE .....	D3	25	7	BOLT, FLANGE, 8X60 .....	D4	26	9	CLIP, INSULATOR .....	F10	62	5
BAND, HARNESS .....	G9	77	13	BOLT, HANDLE HOLDER .....	F15	67	12	CLIP, INSULATOR BIND .....	F7	59	27
BAND, INSERT WIRE .....	D3	25	7	BOLT, HEAD COVER .....	D1	23	12		F10	62	21
BARREL ASSY., CYLINDER .....	D3	25	1	BOLT, HEX., 6X28 .....	F5	57	7	CLIP, PISTON PIN, 20MM .....	D7	29	6
BAR A, HANDLE .....	G6	74	4	BOLT, PIVOT, 8MM .....	D8	30	16	CLIP, TUBE .....	D12	34	28
BATTERY .....	F5	57	3	BOLT, SOCKET, 5X14 .....	G1	69	7				
BEARING A .....	D14	36	8	BOLT, SOCKET, 8X22 .....	F16	68	19				
BEARING B .....	D14	36	9	BOLT, SOCKET, 8X45 .....	F16	68	18				
BEARING, RADIAL BALL, 6202 ...	D3	25	13	BOLT, SPECIAL, 6MM .....	F7	59	24	CLIP, VALVE GUIDE .....	D1	23	4
	D4	26	10		F10	62	18	CLIP, WASHER MOUTH .....	E9	45	27
BEARING, RADIAL BALL, 6207 ...	D4	26	11	BOLT, SPECIAL, 6X26 .....	F8	60	14		E11	47	24
BEARING, RADIAL BALL, 6207SH	D5	27	4	BOLT, STUD, 6X30 .....	D3	25	4		E13	49	23
BOLT-WASHER, 6X25 .....	G3	71	7	BOLT, STUD, 8X126.5 .....	D1	23	13	CLIP, WIRE HARNESS .....	F5	57	15
BOLT, AIR CLEANER COVER .....	F1	53	13	BOLT, STUD, 8X32 .....	D1	23	15	CLUTCH COMP., OVERRUNNING .....	D14	36	6
	F7	59	23	BOLT, STUD, 8X55 .....	D4	26	7	COCK ASSY., FUEL .....	F4	56	2
	F8	60	13	BOLT, THROUGH .....	D14	36	12	COIL ASSY., IGNITION .....	G1	69	3
BOLT, BATTERY TERMINAL .....	F5	57	9	BOX ASSY., REMOTE CONTROL .....	G8	76	4	COLLAR SET, CLUTCH STOP .....	D14	36	2
BOLT, CONNECTING ROD .....	D7	29	5	BRACKET A, EX. DUCT .....	F10	62	12	COLLAR, 6.6X13.8X14.5 .....	G1	69	10
BOLT, DRAIN PLUG, 12X15 .....	D3	25	6	BRACKET B, EX. DUCT .....	F10	62	13	COLLAR, AIR CLEANER SETTING ...	F8	60	1
BOLT, FLANGE SOCKET, 6X78 .....	G2	70	7	BRACKET COMP., AIR GUIDE .....	F10	62	4	COLLAR, FAN COVER .....	F1	53	11
BOLT, FLANGE, 10X25 .....	E16	52	16	BRACKET C, L. EX. DUCT .....	F10	62	15		F6	58	4
BOLT, FLANGE, 10X35 .....	D14	36	20	BRACKET C, R. EX. DUCT .....	F10	62	14	COLLAR, FR. COVER .....	F9	61	17
BOLT, FLANGE, 10X80 .....	D2	24	19	BRACKET, FAN COVER .....	F6	58	3	COLLAR, HANDLE .....	F16	68	23
BOLT, FLANGE, 5X8 .....	F12	64	11	BRACKET, FR. ENGINE MOUNT .....	F13	65	8	COLLAR, IN. JOINT .....	G3	71	1
BOLT, FLANGE, 6X12 .....	D3	25	12	BRACKET, HANGER UPPER .....	G7	75	3	COLLAR, MUFFLER .....	F2	54	17
	E16	52	14	BRACKET, LOWER SHROUD .....	F6	58	10	COLLAR, SETTING .....	D11	33	12
	F2	54	16	BRACKET, L. HANDLE .....	F15	67	5	COLLAR, STATOR .....	G2	70	9
	F5	57	8	BRACKET, PULSER COIL .....	G1	69	2				
	F7	59	21	BRACKET, RR. ENGINE MOUNT .....	F13	65	9	COLLAR, TANK CUSHION .....	F4	56	16
				BRACKET, R. HANDLE .....	F15	67	4	CONSENT .....	E3	39	3
				BRACKET, THROTTLE MOTOR .....	D12	34	25		E14	50	3
				BRACKET, UPPER SHROUD .....	F6	58	6				
				BRACKET, WIRE HARNESS CLIP .....	F13	65	1	CORE SET, STATOR COIL .....	G2	70	4
				BRUSH .....	D14	36	10	COVER ASSY., CRANKCASE .....	D4	26	1
				[ C ]				COVER COMP., CIRCUIT PROTECTOR	E9	45	23
									E11	47	20
									E13	49	19
				CABLE ASSY., REMOTE CONTROL ...	G8	76	7	COVER COMP., FR. ....	F8	60	10
				CABLE COMP., SUB EARTH .....	F13	65	2	COVER COMP., HEAD .....	D1	23	6
BOLT, FLANGE, 6X16 .....	F16	68	30	CAMSHAFT ASSY. ....	D8	30	2	COVER COMP., L. MAINTENANCE ...	F12	64	7
BOLT, FLANGE, 6X20 .....	F7	59	32	CAMSHAFT COMP. ....	D8	30	18	COVER COMP., RR. ....	F8	60	9
BOLT, FLANGE, 6X22 .....	F7	59	33	CAP ASSY., NOISE SUPPRESSOR ...	G1	69	5	COVER COMP., R. MAINTENANCE ...	F12	64	4
BOLT, FLANGE, 6X23 .....	F1	53	12	CAP COMP., FUEL FILLER .....	F4	56	9	COVER, AIR CLEANER .....	F1	53	5
	F7	59	22	CAP, OIL FILLER .....	D4	26	3	COVER, AIR CLEANER CHAMBER ...	F1	53	9
BOLT, FLANGE, 6X25 .....	D3	25	5	CARBURETOR ASSY. ....	D11	33	8	COVER, FAN .....	F6	58	1
	F4	56	18	CASE COMP., AIR CLEANER .....	F1	53	3	COVER, MAINTENANCE .....	F8	60	2
	G1	69	8	CASE COMP., AIR CLEANER				COVER, PLUG .....	F6	58	18
	G2	70	11		CHAMBER F1	53	8	COVER, REMOTE CONTROL .....	G8	76	6
	G3	71	6	CASE COMP., RECOIL STARTER ...	E16	52	2	COVER, THROTTLE MOTOR .....	F5	57	6
BOLT, FLANGE, 6X30 .....	F7	59	34	CHAMBER SET, FLOAT .....	D11	33	4	CRANKSHAFT COMP. ....	D5	27	1
	F9	61	18	CLAMPER, HIGH TENSION CORD ...	G1	69	4	CUP, FUEL STRAINER .....	F4	56	6
	F16	68	31	CLAMP, CASE .....	F1	53	14				
BOLT, FLANGE, 6X45 .....	G1	69	12								

# PART NAME INDEX

12

Part name	Address	Page	Ref.	Part name	Address	Page	Ref.	Part name	Address	Page	Ref.
[ D ]											
DOWEL PIN, 12X20 .....	D1	23	18	GROMMET, CONTROL HARNESS .....	E5	41	14	INSULATOR, SHROUD LOWER .....	F6	58	9
DOWEL PIN, 8X12 .....	D4	26	4		E6	42	13	INSULATOR, UPPER SHROUD .....	F6	58	7
DUCT, EX. UNDER .....	F10	62	11		E9	45	28	INVERTER UNIT COMP. ....	G3	71	2
DUCT, EX. UPPER .....	F10	62	6		E11	47	25	[ J ]			
DUCT, FR. AIR .....	F10	62	1		E13	49	24	JET SET, PILOT, #40 .....	D12	34	33
				GROMMET, CORD .....	E14	50	14	JET, MAIN, #90 .....	D12	34	32
				GROMMET, SPEAKER PANEL .....	G1	69	6	JET, MAIN, #92 .....	D12	34	32
				GUIDE COMP., EX. AIR .....	F6	58	20	JET, MAIN, #95 .....	D12	34	32
				GUIDE COMP., EX. DUCT AIR .....	F2	54	13	JET, MAIN, #98 .....	D12	34	32
				GUIDE, EX. VALVE .....	F10	62	7				
				GUIDE, IN. VALVE .....	D1	23	3				
				GUIDE, PUSH ROD .....	D1	23	2				
					D8	30	15	[ K ]			
[ E ]				[ H ]							
ELEMENT, AIR CLEANER .....	F1	53	2	HANGER COMP. ....	G7	75	2	KEY COMP. ....	E1	37	10
				HANGER KIT .....	G7	75	1		E3	39	8
				HARNESS ASSY., CONTROL WIRE ...	E1	37	2		E5	41	10
					E3	39	2		E6	42	9
					E5	41	3		E9	45	19
					E6	42	3		E10	46	16
					E8	44	6		E12	48	15
					E10	46	5		E14	50	9
					E12	48	5	KEY, SPECIAL WOODRUFF, 25X18..	D5	27	3
					E14	50	2		D13	35	4
					F5	57	4	[ L ]			
FAN COMP., COOLING .....	G2	70	1	HARNESS ASSY., ENGINE WIRE ....	G2	70	6	LABEL, WARNING .....	G5	73	18
FILTER COMP., FUEL .....	F4	56	12	HARNESS ASSY., GENERATOR WIRE ..	E1	37	1	LED ASSY. ....	G9	77	11
FILTER, SUB NOISE .....	E7	43	20	HARNESS ASSY., MAIN WIRE .....	E3	39	1	LEVER COMP., HANDLE .....	F15	67	10
					E5	41	2	LEVER, FUEL COCK .....	F4	56	5
					E6	42	2	LEVER, LINK .....	D12	34	21
					E8	44	4				22
					E10	46	3	LEVER, PINION DRIVE .....	D14	36	4
FLOAT SET .....	D11	33	3		E12	48	3	LIFTER, VALVE .....	D8	30	5
FLYWHEEL COMP. ....	D13	35	1		E14	50	1	[ M ]			
FRAME COMP., COMMUTATOR END ..	D14	36	15	HARNESS ASSY., REMOTE CONTROL ..	G8	76	3	MARK, BRANCH FUSE .....	G4	72	3
FRAME COMP., FR. ....	F13	65	4	HEAD COMP., CYLINDER .....	D1	23	1	MARK, CAUTION .....	G4	72	4
FRAME COMP., GENERATOR .....	F13	65	3	HINGE COMP., R. MAINTENANCE				MARK, CAUTION VOLTAGE .....	G4	72	6
FUSE, BLADE .....	E1	37	13		F12	64	2	MARK, DIRECTION .....	G5	73	15
	E2	38	20	COVER	D14	36	18	MARK, EARTH .....	G4	72	8
	E3	39	10	HOLDER, BRUSH .....	F10	62	17	MARK, EMBLEM .....	G4	72	1
	E4	40	17	HOLDER, EX. UNDER INSULATOR ...	F15	67	9				2
	E5	41	12	HOLDER, L. HANDLE .....	F15	67	8	MARK, EX. CAUTION .....	G5	73	17
			20	HOLDER, R. HANDLE .....	F15	67	8		G4	72	9
	E6	42	11	HOLDER, TUBE .....	D11	33	9		G5	73	9
	E7	43	19	HOUSING COMP., DRIVE SIDE .....	D14	36	7				14
	E9	45	21	[ I ]							16
			35	INSULATOR A, EX. DUCT UPPER ...	F10	62	8	MARK, HONDA .....	G4	72	7
	E10	46	18	INSULATOR B, EX. DUCT UPPER ...	F10	62	9	MARK, OIL CAUTION .....	G5	73	11
	E11	47	32	INSULATOR, BRUSH HOLDER .....	D14	36	19	MARK, OIL CHECK .....	G5	73	12
	E13	49	17	INSULATOR, CARBURETOR .....	D11	33	13	MARK, PANEL .....	E1	37	7
			30	INSULATOR, EX. DUCT UNDER .....	F10	62	16		E3	39	5
	E14	50	11	INSULATOR, FR. AIR DUCT .....	F10	62	2		E5	41	7
	E15	51	21	INSULATOR, MUFFLER PROTECTOR ..	F2	54	9		E6	42	6
							10		E8	44	16
							11		E10	46	13
							13				

# PART NAME INDEX

Part name	Address	Page	Ref.	Part name	Address	Page	Ref.	Part name	Address	Page	Ref.
MARK, PANEL .....	E12	48	12	[ O ]				PLATE, FUEL INDICATION .....	G5	73	10
	E14	50	6					PLATE, R. SIDE .....	F6	58	2
MARK, PANEL SWITCH .....	G4	72	5	OIL SEAL, 35X52X8 .....	D3	25	8	PLATE, UNDER .....	F15	67	3
MARK, RECYCLE .....	G5	73	13		D4	26	5	PLUG ASSY. ....	G6	74	1
MARK, REMOTE .....	G9	77	16	0-RING, 14MM .....	D3	25	9				5
MARK, REMOTE CONTROL .....	G9	77	12	0-RING, 26X2.7 .....	D4	26	6	PLUG ASSY., CONSENT .....	G6	74	2
METER ASSY., FUEL .....	F4	56	10	0-RING, 9.0X1.3 .....	F4	56	4	PLUG, OIL DRAIN .....	F16	68	17
MOTOR ASSY., STARTER .....	D14	36	3					PLUG, SPARK .....	D2	24	20
MOTOR COMP., THROTTLE CONTROL	D12	34	24	[ P ]				PROTECTOR COMP., MUFFLER INNER	F2	54	5
MUFFLER COMP. ....	F2	54	1					PROTECTOR COMP., MUFFLER OUTER	F2	54	3
				PACKING .....	E8	44	12	PROTECTOR, CIRCUIT .....	E9	45	22
									E10	46	19
[ N ]					E10	46	11		E11	47	19
NOZZLE, MAIN .....	D11	33	11		E12	48	9		E13	49	18
NUT .....	F9	61	21					PULLEY, RECOIL STARTER .....	E16	52	3
NUT-WASHER, 8MM .....	F5	57	18	PACKING, AIR CLEANER .....	D11	33	17	PULLEY, STARTER .....	E16	52	9
NUT, BATTERY TERMINAL .....	F5	57	10	PACKING, CARBURETOR .....	D11	33	15				
NUT, FLANGE, 10MM .....	D3	25	10	PACKING, CARBURETOR INSULATOR	D11	33	16				
	F14	66	19	PACKING, CASE COVER .....	D4	26	2				
NUT, FLANGE, 4MM .....	E2	38	18	PACKING, CRANKCASE COVER .....	D4	26	2	[ R ]			
	E4	40	15	PACKING, FUEL FILLER CAP .....	F4	56	11	RATCHET, STARTER .....	E16	52	4
	E5	41	18	PACKING, FUEL STRAINER CUP .....	F4	56	1	RECEPTACLE .....	E1	37	3
	E6	42	17	PACKING, HEAD COVER .....	D1	23	7				4
	E9	45	33	PACKING, INSULATOR .....	D11	33	16				5
	E11	47	30	PACKING, RECEPTACLE .....	E5	41	5				4
	E13	49	28		E8	44	13				9
	E15	51	19								10
NUT, FLANGE, 6MM .....	E2	38	19		E10	46	10				11
	E4	40	16						E10	46	8
	E5	41	19								9
	E7	43	18		E12	48	10		E12	48	7
	E9	45	34	PANEL COMP., CONTROL .....	E1	37	6				8
	E11	47	31		E3	39	4	RECTIFIER COMP., SILICON .....	G8	76	1
	E13	49	29		E5	41	6				2
	E15	51	20		E6	42	5	RETAINER, 6MM .....	F5	57	11
	F1	53	15		E8	44	15	RETAINER, EX. VALVE SPRING .....	D8	30	12
	F2	54	19		E10	46	12	RETAINER, IN. VALVE SPRING .....	D8	30	11
	F7	59	28		E12	48	11				12
	F13	65	15	PANEL, REMOTE CONTROL .....	E14	50	5	RETAINER, LOCK SPRING .....	F12	64	1
				PIN, COVER LOCK .....	G8	76	5	RETAINER, SPRING .....	E16	52	8
NUT, FLANGE, 8MM .....	D1	23	16	PIN, PISTON .....	F12	64	9	RING SET, PISTON .....	D6	28	1
	F2	54	20	PIN, SPLIT, 4.0X28 .....	D7	29	3		D7	29	1
	F14	66	18	PIN, SPRING, 4X20 .....	F16	68	28	RING, SNAP .....	D14	36	1
	F16	68	24	PIPE COMP., EX. TAIL .....	F12	64	13	ROD ASSY., CONNECTING .....	D7	29	4
NUT, HEX. ....	D14	36	17	PIPE COMP., HANDLE .....	F2	54	12	ROD, PUSH .....	D8	30	3
NUT, HEX., 3MM .....	E14	50	18		F15	67	7	ROPE, RECOIL STARTER .....	E16	52	11
NUT, HEX., 5MM .....	E9	45	37	PIPE COMP., RR. ....	F16	68	33	ROTATOR, VALVE .....	D8	30	14
	E13	49	32	PIPE COMP., EX. ....	F15	67	15	ROTOR COMP. ....	G2	70	5
NUT, HEX., 6MM .....	F5	57	17	PISTON .....	D1	23	9	RUBBER A, SEPARATOR SEAL .....	F13	65	6
NUT, HEX., 8MM .....	D14	36	16	PISTON, ROCKER ARM .....	D7	29	2	RUBBER B, SEPARATOR SEAL .....	F13	65	7
NUT, OPEN STAY, 6MM .....	F8	60	15	PLATE SET, CONSENT .....	D8	30	6	RUBBER, AIR CLEANER .....	F1	53	6
	F10	62	19		E8	44	2	RUBBER, BATTERY BOX .....	F13	65	14
	F16	68	20					RUBBER, BOTTOM .....	F13	65	10
NUT, PIVOT ADJUSTING .....	D8	30	17		E10	46	2				11
NUT, SPECIAL, 16MM .....	D13	35	2		E12	48	1	RUBBER, GRIP .....	F15	67	11
	G2	70	8	PLATE, CONSENT SETTING .....	E5	41	1	RUBBER, INVERTER UNIT .....	G3	71	4
NUT, SPRING, 6MM .....	F7	59	26		E6	42	1	RUBBER, L. BOTTOM .....	F13	65	12
	F8	60	16		E8	44	1	RUBBER, OIL CHECK .....	F6	58	19
					E10	46	1	RUBBER, STOPPER .....	F2	54	14
									F13	65	13

# PART NAME INDEX

Part name	Address	Page	Ref.	Part name	Address	Page	Ref.	Part name	Address	Page	Ref.
RUBBER, STOPPER .....	F15	67	14	SEAL D, FR. COVER .....	F9	61	23	STRAP, CABLE, 105MM .....	E14	50	13
RUBBER, TANK CUSHION .....	F4	56	15	SEAL, 10X10X500 .....	F8	60	6		F5	57	13
	G3	71	3	SEAL, 10X5X640 .....	F8	60	8	STRAP, CABLE, 118MM .....	F5	57	12
[ S ]				SEAL, 10X5X785 .....	F2	54	4	SUB CORD ASSY. ....	E8	44	7
SCREEN SET, FUEL STRAINER .....	F4	56	3	SEAL, 10X6X320 .....	F8	60	5		E10	46	6
SCREEN, FUEL STRAINER .....	D12	34	34	SEAL, 10X6X605 .....	F8	60	7		E12	48	6
SCREW-WASHER, 3X8 .....	D12	34	26	SEAL, 10X8X290 .....	F2	54	15	SWITCH ASSY., COMBINATION .....	E1	37	9
SCREW-WASHER, 4X12 .....	D12	34	27	SEAL, 20X6X190 .....	F3	55	23		E3	39	7
SCREW-WASHER, 5X16 .....	E9	45	32	SEAL, 8X8X705 .....	F15	67	16		E5	41	9
	E11	47	29	SEAL, AIR CLEANER CHAMBER .....	F1	53	4		E6	42	8
	E13	49	27	SEAL, AIR CLEANER COVER .....	F1	53	7		E8	44	18
SCREW-WASHER, 5X20 .....	E9	45	32	SEAL, EX. DUCT UNDER .....	F10	62	10		E10	46	15
	E11	47	29	SEAL, FR. FRAME .....	F13	65	5		E12	48	14
	E13	49	27	SEAL, FRAME UPPER .....	F14	66	23		E14	50	8
SCREW SET .....	D11	33	7	SEAL, FR. AIR DUCT .....	F10	62	3	SWITCH ASSY., MAGNET .....	D14	36	5
SCREW SET, DRAIN .....	D11	33	6	SEAL, FR. FRAME .....	F13	65	5	SWITCH ASSY., OIL LEVEL .....	D3	25	3
SCREW SET, PILOT .....	D11	33	5	SEAL, FUEL TANK .....	F4	56	8	SWITCH ASSY., VOLT CHANGE .....	E1	37	11
SCREW, CENTER .....	E16	52	13	SEAL, HEAD COVER SHROUD LOWER .....	F6	58	17	SWITCH COMP., AUTO-THROTTLE .....	E1	37	12
SCREW, FLAT, 4X16 .....	E5	41	17	SEAL, HEAD COVER SHROUD UPPER .....	F6	58	16		E3	39	9
	E9	45	31	SEAL, L. MAINTENANCE COVER .....	F12	64	6		E5	41	11
	E11	47	28	SEAL, MUFFLER PROTECTOR .....	F2	54	6		E6	42	10
SCREW, FLAT, 4X20 .....	E6	42	16	SEAL, RR. UNDER .....	F8	60	7		E9	45	20
SCREW, FLAT, 5X10 .....	F4	56	17	SEAL, R. MAINTENANCE COVER .....	F12	64	5		E10	46	17
SCREW, FLAT, 5X16 .....	E9	45	36	SEAL, R. SIDE COVER .....	F6	58	12		E12	48	16
	E13	49	31	SEAL, VALVE STEM .....	D8	30	1		E14	50	10
SCREW, PAN, 3X12 .....	E14	50	15	SEAL, VALVE SPRING .....	D8	30	13	SWITCH COMP., ENGINE STOP .....	G9	77	9
SCREW, PAN, 4X19 .....	F4	56	13	SENSOR ASSY., TEMPERATURE .....	D1	23	11	SWITCH COMP., START .....	G9	77	10
SCREW, PAN, 4X8 .....	G9	77	15	SEPARATOR, MUFFLER INNER .....	F2	54	2				
SCREW, PAN, 5X12 .....	E2	38	17	SHAFT COMP., WHEEL .....	F15	67	1	[ T ]			
	E4	40	14	SHEET, WATER PROOF .....	E8	44	5	TANK COMP., FUEL .....	F4	56	7
	E5	41	16		E10	46	4	TERMINAL SET, EARTH .....	F5	57	2
	E6	42	15	SHROUD COMP., ENGINE .....	E12	48	4	TIE, CABLE .....	G9	77	8
	E9	45	30	SHROUD COMP., R. SIDE .....	D3	25	2	TRAP, FLAME .....	F1	53	1
	E11	47	27	SHROUD, HEAD COVER .....	F6	58	11	TUBE, AIR CLEANER CONNECTING .....	F1	53	10
	E13	49	26	SHROUD, LOWER .....	F6	58	8	TUBE, BREATHER .....	D1	23	8
	E14	50	17	SHROUD, UPPER .....	F6	58	14	TUBE, FUEL TANK .....	D11	33	19
SCREW, PAN, 5X16 .....	F2	54	18	SHROUD, UNDER .....	F6	58	5	TUBE, VINYL, 4.5X8X400 .....	D12	34	30
SCREW, PAN, 5X8 .....	E2	38	16	SHROUD, UPPER .....	F6	58	5	TUBE, VINYL, 4.5X8X550 .....	D12	34	31
	E4	40	13	SOCKET .....	E6	42	4	[ U ]			
	E5	41	15	SPACER COMP., CARBURETOR .....	D11	33	14	UNIT ASSY., GENERATOR CONTROL .....	E1	37	8
	E6	42	14	SPRING, BRUSH .....	D14	36	11		E3	39	6
	E9	45	29	SPRING, COMPRESSION COIL .....	D12	34	23		E5	41	8
	E11	47	26	SPRING, COVER LOCK .....	F12	64	8		E6	42	7
	E13	49	25	SPRING, FRICTION .....	E16	52	5		E8	44	17
	E14	50	16	SPRING, HANDLE LEVER .....	F15	67	13		E10	46	14
	F5	57	16	SPRING, HINGE PLATE .....	F12	64	3		E12	48	13
SCREW, SPECIAL, 6X16 .....	F7	59	23	SPRING, MAINTENANCE COVER .....	F12	64	10		E14	50	7
	F8	60	13	SPRING, RATCHET .....	E16	52	7				
SCREW, STOP .....	D11	33	10	SPRING, STARTER RETURN .....	E16	52	6	[ V ]			
SCREW, TAPPING, 5X10 .....	F10	62	22	SPRING, VALVE .....	D8	30	10	VALVE SET, FLOAT .....	D11	33	2
SCREW, TAPPING, 5X16 .....	G1	69	11	SPRING, WEIGHT RETURN .....	D8	30	7	VALVE, EX. ....	D8	30	9
SEAL A, FR. COVER .....	F8	60	11	STAND .....	F15	67	6	VALVE, IN. ....	D8	30	8
	F9	61	20	STARTER ASSY., RECOIL .....	E16	52	1				
SEAL A, MAINTENANCE COVER .....	F8	60	3	STRAP, CABLE, 105MM .....	E1	37	14				
SEAL B, MAINTENANCE COVER .....	F8	60	4		E3	39	11				
SEAL C, FR. COVER .....	F8	60	12		E5	41	13				
SEAL D, FR. COVER .....	F9	61	19		E6	42	12				
					E9	45	26				
					E11	47	23				
					E13	49	22				



# PART NAME INDEX

Part name	Address	Page	Ref.	Part name	Address	Page	Ref.	Part name	Address	Page	Ref.
[ W ]											
WASHER COMP., HEAD COVER .....	D1	23	14								
WASHER, 10MM .....	E16	52	15								
WASHER, 6MM .....	F4	56	14								
WASHER, 8MM .....	F12	64	12								
WASHER, DRAIN PLUG, 12MM .....	D3	25	11								
WASHER, FLYWHEEL .....	D13	35	3								
WASHER, LOCK, 6MM .....	F13	65	16								
WASHER, PLAIN, 10.3X34 .....	F16	68	22								
WASHER, PLAIN, 12MM .....	F16	68	25								
WASHER, PLAIN, 20MM .....	F16	68	26								
WASHER, PLAIN, 3MM .....	E14	50	12								
WASHER, PLAIN, 6MM .....	F5	57	19								
	F7	59	29								
	F11	63	23								
	G3	71	5								
WASHER, PLAIN, 8MM .....	D1	23	17								
	F16	68	27								
WASHER, SPECIAL, 6MM .....	F9	61	22								
WASHER, SPRING .....	F16	68	21								
WASHER, SPRING, 5MM .....	E9	45	38								
	E13	49	33								
WASHER, SPRING, 6MM .....	F5	57	20								
WEIGHT, BALANCER .....	D5	27	2								
WHEEL COMP., 10"X2.75" .....	F15	67	2								
WHEEL COMP., 250X60 .....	F15	67	2								
WRENCH, BOX .....	G6	74	3								
[ Y ]											
YOKE COMP. ....	D14	36	14								



---

**1**

**FOREWORD INDEX**

---

**2**

**ENGINE GROUP**

---

**3**

**FRAME GROUP**

---

**4**

**PART NUMBER INDEX**

---

**5**

**PART NAME INDEX**

---

**HONDA**  
The Power of Dreams



# PARTS CATALOGUE NEWS

Honda Motor Co., Ltd.  
Customer Service Technology Development Division

Printed in Japan

CODE NO.	13Z25704
PARTS CATALOGUE NEWS	EU65is EU65is1
NEWS NO.	001

## EU65is1-GWT1 TYPE sales parts information

NOTE: This Parts Catalogue News explains only the parts of the different model that are produced to conform to addition of the EU65is1-GWT1 type.

As for the parts not listed on this Parts Catalogue News, use the parts of the EU65is1-GWT type.

### • Models, parts catalogue codes and applicable serial numbers

Model	Type		Parts catalogue type	Engine		Applicable engine serial No.	Applicable frame serial No.	Applicable carburetor identification No.
				Model	Type			
EU65is1	GWT	Base type	GWT	GX390T2	EY9	GCBDT-1000001~	EASJ-1200001~	BE95D A
	GWT1	Additional type	GWT1					

• Features of each type		Base type	Additional type
Specifications		EU65is1	
		GWT	GWT1
Frequency	50Hz	●	●
	60Hz		
Voltage	120V / 240V		
	220V		
	230V	●	●
	240V		
Consent plug	15A / 125V		
	16A / 250V	●	
	16A / 250V (VDE standard in Germany and Austria)		●
	20A / 250V		
	30A - 250V		
Remote control box	10m	(●)	(●)
	20m		
	30m	(●)	(●)

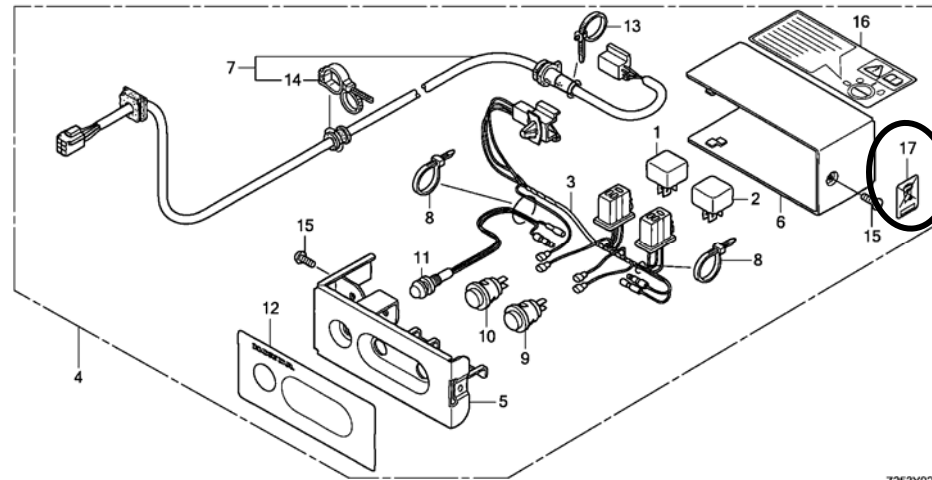
NOTE A:PART NO. CHANGE D:NEWLY PROVIDED E:PART NO.DELETION K:REQUIRED NO. CORRECTION L:APPLICATION SERIAL NO. CORRECTION  
M:PART DESCRIPTION CORRECTION T:APPLICATION CORRECTION Z:REMARKS CHANGE

PARTS CATALOGUE NEWS

BOOKNo. :13Z25704

Block No.	Ref. No.	Part No.	Description	Reqd. QTY			Base Part No.	Parts catalogue code
				EU 65 is	EU 65 is1	EU 65 isN1		
F-2-5	9	32331-Z25-640	RECEPTACLE(16A-250V).....	-	2	-	32331-Z25-A60	GWT1
	19	38240-Z25-F60	PROTECTOR, CIRCUIT(16A).....	-	3	-	38240-Z25-A63	GWT1
F-16	10	17630-Z11-A32	METER ASSY., FUEL.....	-	1	-	17630-Z11-A31	GWT1
F-31	10	87565-Z22-620	MARK, FUEL INDICATION.....	-	1	-	87565-ZB4-A00	GWT1

FOP-2 REMOTE CONTROL BOX



Z253Y0200B

FOP-2	4	BOX ASSY., REMOTE CONTROL(10M) *NH105*...MAT BLACK (#15-#20)	-	(0)	-	32380-Z11-840ZA	GWT1
		BOX ASSY., REMOTE CONTROL(30M) *NH105*...MAT BLACK (#15-#20)	-	(0)	-	32380-Z11-860ZA	GWT1
	17	87709-Z07-S50	MARK, RECYCLE.....	-	(1)	-	GWT1

NOTE A:PART NO. CHANGE D:NEWLY PROVIDED E:PART NO.DELETION K:REQUIRED NO. CORRECTION L:APPLICATION SERIAL NO. CORRECTION  
M:PART DESCRIPTION CORRECTION T:APPLICATION CORRECTION Z:REMARKS CHANGE



# PARTS CATALOGUE NEWS

Honda Motor Co., Ltd.  
Customer Service Technology Development Division

## PARTS CATALOGUE - CORRECTED

Printed in Japan

CODE NO.	13Z25704
PARTS CATALOGUE NEWS	EU65is EU65is1
NEWS NO.	002

Block No.	Ref. No.	Note	Part No.	Description	Reqd. QTY			Serial No.	Parts catalogue code
					EU 65 is	EU 65 is1	EU 65 isN1		
FOP-2	4	D	32380-Z25-B40ZA	BOX ASSY., REMOTE CONTROL (10M) *NH105*... MAT BLACK (#15-#20)	-	(1)	-	-----	GW, GWT, GWT1
		D	32380-Z25-F40ZA	BOX ASSY., REMOTE CONTROL (30M) *NH105*... MAT BLACK (#15-#20)	-	(1)	-	-----	GW, GWT, GWT1

NOTE A:PART NO. CHANGE D:NEWLY PROVIDED E:PART NO. DELETION K:REQUIRED NO. CORRECTION L:APPLICATION SERIAL NO. CORRECTION  
M:PART DESCRIPTION CORRECTION T:APPLICATION CORRECTION Z:REMARKS CHANGE





# PARTS CATALOGUE NEWS

Honda Motor Co., Ltd.  
Customer Service Technology Development Division

## PARTS CATALOGUE - CORRECTED

Printed in Japan

CODE NO.	13Z25704
PARTS CATALOGUE NEWS	EU65is EU65is1 EU65isN1
NEWS NO.	003

Block No.	Ref. No.	Note	Part No.	Description	Reqd. QTY			Serial No.	Parts catalogue code	
					EU 65 is	EU 65 is1	EU 65 isN1			
F-16	10	L	17630-Z11-A31	METER ASSY., FUEL.....	1	-	1	-----	-----	
					-	1	-	-----	-----	CL, CLT
		T	17630-Z11-A32	.....	-	1	-	-----	-----	1214316 F, FT, G, GT, GW, GWT, IT, ITT, K, KT, L, L9T, LT, LTT, R, RH, RHT, RT S, SK, SKT, ST, U, UT
					-	1	-	1214317	-----	CL, CLT, GWT1 F, FT, G, GT, GW, GWT, IT, ITT, K, KT, L, L9T, LT, LTT, R, RH, RHT, RT S, SK, SKT, ST, U, UT
F-29-10	2	T	31310-Z25-B60	INVERTER UNIT COMP.....	1	1	-	-----	-----	K, KT, R, RT, S, SK, SKT, ST
		T	31310-Z25-R50	.....	1	1	1	-----	-----	RD, RDT, RH, RHT

NOTE A:PART NO. CHANGE D:NEWLY PROVIDED E:PART NO. DELETION K:REQUIRED NO. CORRECTION L:APPLICATION SERIAL NO. CORRECTION  
M:PART DESCRIPTION CORRECTION T:APPLICATION CORRECTION Z:REMARKS CHANGE

February 22, 2013



# PARTS CATALOGUE NEWS

Honda Motor Co., Ltd.

Customer Service Technology Development Division

## PARTS CATALOGUE - CORRECTED

Printed in Japan

CODE NO.	13Z25704
PARTS CATALOGUE NEWS	EU65is EU65is1 EU65isN1
NEWS NO.	004

Block No.	Ref. No.	Note	Part No.	Description	Reqd. QTY			Serial No.	Parts catalogue code
					EU 65 is	EU 65 is1	EU 65 isN1		
F-2-5	19	T	38240-Z25-F60	PROTECTOR, CIRCUIT(16A) (BLACK)	-	3	-	-----	CL, CLT, GWT1

NOTE A:PART NO. CHANGE D:NEWLY PROVIDED E:PART NO.DELETION K:REQUIRED NO. CORRECTION L:APPLICATION SERIAL NO. CORRECTION  
M:PART DESCRIPTION CORRECTION T:APPLICATION CORRECTION Z:REMARKS CHANGE



# PARTS CATALOGUE NEWS

Service Technology Department, Power Products Operations  
 Service Division, Honda Motor Co., Ltd.

## PARTS CATALOGUE - CORRECTED

Printed in Japan

CODE NO.	13Z25704
PARTS CATALOGUE NEWS	EU65is EU65is1 EU65isN1
NEWS NO.	005

Block No.	Ref. No.	Note	Part No.	Description	Reqd. QTY			Serial No.	Parts catalogue code
					EU 65 is	EU 65 is1	EU 65 isN1		
E-2	1	L	12210-Z5T-406	HEAD COMP., CYLINDER.....	1	-	-	-----	-----
					-	1	-	-----	1004248 CL, F, G, GW, IT, K, L, LT, R, RH, S, SK, U
		T	12210-Z5T-416	.....	-	1	1	-----	-----
					-	1	-	1004249	-----

NOTE A:PART NO. CHANGE D:NEWLY PROVIDED E:PART NO. DELETION K:REQUIRED NO. CORRECTION L:APPLICATION SERIAL NO. CORRECTION  
 M:PART DESCRIPTION CORRECTION T:APPLICATION CORRECTION Z:REMARKS CHANGE



# PARTS CATALOGUE NEWS

Service Technology Department, Power Products Operations  
Service Division, Honda Motor Co., Ltd.

## PARTS CATALOGUE - CORRECTED

Printed in Japan

CODE NO.	13Z25704
PARTS CATALOGUE NEWS	EU65is EU65is1 EU65isN1
NEWS NO.	006

Block No.	Ref. No.	Note	Part No.	Description	Reqd. QTY			Serial No.	Parts catalogue code
					EU 65 is	EU 65 is1	EU 65 isN1		
E-14	1	T	16010-ZA0-921	GASKET SET. ....	1	1	1	-----	CL, F, G, GW, GWT, IT, K, KT, L, LT, R, RD, RDT, RH, RHT, S, SK, U
		D	16010-Z1C-D21	GASKET SET. ....	-	1	-	1242509	CLT, FT, GT, GWT1, ITT, L9T, LTT, RT, SKT, ST, UT
	8	L	16100-ZF6-D31	CARBURETOR ASSY. (BE95D A) ....	-	1	1	-----	CL, F, G, GW, GWT, IT, K, KT, L, LT, R, RD, RDT, RH, RHT, S, SK, U
						-	1	-	1242508
		D	16100-ZF6-D32	.....	-	1	-	1242509	CLT, FT, GT, GWT1, ITT, L9T, LTT, RT, SKT, ST, UT

NOTE A:PART NO. CHANGE D:NEWLY PROVIDED E:PART NO. DELETION K:REQUIRED NO. CORRECTION L:APPLICATION SERIAL NO. CORRECTION  
M:PART DESCRIPTION CORRECTION T:APPLICATION CORRECTION Z:REMARKS CHANGE



# PARTS CATALOGUE NEWS

Service Technology Department, Power Products Operations  
Service Division, Honda Motor Co., Ltd.

## PARTS CATALOGUE - CORRECTED

Printed in Japan

CODE NO.	13Z25704
PARTS CATALOGUE NEWS	EU65is EU65is1 EU65isN1
NEWS NO.	007

Block No.	Ref. No.	Note	Part No.	Description	Reqd. QTY			Serial No.	Parts catalogue code	
					EU 65 is	EU 65 is1	EU 65 isN1			
F-2	12	T	36214-Z11-A01	SWITCH COMP., AUTO-THROTTLE (OTAX)	1	-	-	-----	-----	LT
					1	-	-	1045200	-----	L
					-	1	-	-----	-----	L, L9T, LT, LTT
	L		36214-ZS9-A01	SWITCH COMP., AUTO-THROTTLE...	1	-	-	1018588	1045199	L
F-2-1	9	T	36214-Z11-A01	SWITCH COMP., AUTO-THROTTLE (OTAX)	1	-	-	-----	-----	K
					1	-	-	1045200	-----	R, RH
					-	1	-	-----	-----	K, KT, R, RH, RHT, RT, S, ST
	L		36214-ZS9-A01	SWITCH COMP., AUTO-THROTTLE...	1	-	-	1018588	1045199	R
					1	-	-	-----	1045199	RH
F-2-2	11	T	36214-Z11-A01	SWITCH COMP., AUTO-THROTTLE (OTAX)	1	-	-	1045200	-----	SK
					-	1	-	-----	-----	SK, SKT
					1	-	-	1018588	1045199	SK
	L		36214-ZS9-A01	SWITCH COMP., AUTO-THROTTLE...	1	-	-	1018588	1045199	SK
F-2-3	10	T	36214-Z11-A01	SWITCH COMP., AUTO-THROTTLE (OTAX)	1	-	-	1045200	-----	U

NOTE A:PART NO. CHANGE D:NEWLY PROVIDED E:PART NO. DELETION K:REQUIRED NO. CORRECTION L:APPLICATION SERIAL NO. CORRECTION  
M:PART DESCRIPTION CORRECTION T:APPLICATION CORRECTION Z:REMARKS CHANGE

PARTS CATALOGUE NEWS

BOOKNo. :13Z25704

Block No.	Ref. No.	Note	Part No.	Description	Reqd. QTY			Serial No.	Parts catalogue code
					EU 65 is	EU 65 is1	EU 65 isN1		
					-	1	-	-----	U, UT
		L	36214-ZS9-A01	SWITCH COMP., AUTO-THROTTLE...	1	-	-	1018588 1045199	U
F-2-4	20	T	36214-Z11-A01	SWITCH COMP., AUTO-THROTTLE (OTAX)	1	-	-	1045200 -----	F
					-	1	-	-----	F, FT
		L	36214-ZS9-A01	SWITCH COMP., AUTO-THROTTLE...	1	-	-	1018588 1045199	F
F-2-5	17	T	36214-Z11-A01	SWITCH COMP., AUTO-THROTTLE (OTAX)	1	-	-	1045200 -----	G, GW
					-	1	-	-----	CL, CLT, G, GT, GW, GWT, GWT1
		L	36214-ZS9-A01	SWITCH COMP., AUTO-THROTTLE...	1	-	-	1018588 1045199	G, GW
F-2-6	16	T	36214-Z11-A01	SWITCH COMP., AUTO-THROTTLE (OTAX)	1	-	-	1045200 -----	IT
					-	1	-	-----	IT, ITT
		L	36214-ZS9-A01	SWITCH COMP., AUTO-THROTTLE...	1	-	-	1018588 1045199	IT
F-2-7	10	T	36214-Z11-A01	SWITCH COMP., AUTO-THROTTLE (OTAX)	1	-	-	1045200 -----	RD
					-	-	1		
		L	36214-ZS9-A01	SWITCH COMP., AUTO-THROTTLE...	1	-	-	----- 1045199	RD
F-28	2	L	30312-Z11-000	BRACKET, PULSER COIL.....	1	-	-	----- 1057775	
		T	30312-Z11-010	.....	1	-	-	1057776 -----	
					-	1	1		
F-29	3		31000-Z11-A31	GENERATOR ASSY. (###).....	1	-	1	-----	K, LT, RDT
					1	-	-	1040990 -----	L, R, RD, RH, SK, U
					-	1	-	-----	K, L, LT, R, RH, S, SK, U
					-	1	-	----- 1228654	KT, L9T, LTT, RHT, RT, SKT, ST, UT
		A	31000-Z11-A32	.....	-	1	-	1228655 -----	KT, L9T, LTT, RHT, RT, SKT, ST, UT

NOTE A:PART NO. CHANGE D:NEWLY PROVIDED E:PART NO. DELETION K:REQUIRED NO. CORRECTION L:APPLICATION SERIAL NO. CORRECTION  
M:PART DESCRIPTION CORRECTION T:APPLICATION CORRECTION Z:REMARKS CHANGE

PARTS CATALOGUE NEWS

BOOKNo. :13Z25704

Block No.	Ref. No.	Note	Part No.	Description	Reqd. QTY			Serial No.	Parts catalogue code
					EU 65 is	EU 65 is1	EU 65 isN1		
	4		31018-Z11-A30	CORE SET, STATOR COIL.....	1	1	1	-----	K, L, LT, R, RD, RDT, RH, S, SK, U
					-	1	-	----- 1228654	KT, L9T, LTT, RHT, RT, SKT, ST, UT
	A		31018-Z11-A31	.....	-	1	-	1228655 -----	KT, L9T, LTT, RHT, RT, SKT, ST, UT
			31018-Z25-A60	.....	1	1	-	-----	CL, F, G, GW, IT
					-	1	-	----- 1228615	CLT, FT, GT, GWT, GWT1, ITT
	A		31018-Z25-A61	.....	-	1	-	1228616 -----	CLT, FT, GT, GWT, GWT1, ITT
6	L		32158-Z11-A30	HARNESS ASSY., GENERATOR WIRE.	1	-	-	----- 1040989	L, R, RD, RH, SK, U
	T		32158-Z11-A31	.....	1	-	1	-----	K, LT, RDT
					1	-	-	1040990 -----	L, R, RD, RH, SK, U
					1	-	-	1045802 -----	F, G, GW, IT
					-	1	-		
	L		32158-Z25-A60	.....	1	-	-	----- 1045801	F, G, GW, IT

NOTE A:PART NO. CHANGE D:NEWLY PROVIDED E:PART NO. DELETION K:REQUIRED NO. CORRECTION L:APPLICATION SERIAL NO. CORRECTION  
M:PART DESCRIPTION CORRECTION T:APPLICATION CORRECTION Z:REMARKS CHANGE



# PARTS CATALOGUE NEWS

Service Technology Department, Power Products Operations  
 Service Division, Honda Motor Co., Ltd.

## PARTS CATALOGUE - CORRECTED

Printed in Japan

CODE NO.	13Z25704
PARTS CATALOGUE NEWS	EU65is EU65is1 EU65isN1
NEWS NO.	008

Block No.	Ref. No.	Note	Part No.	Description	Reqd. QTY			Serial No.		Parts catalogue code
					EU 65 is	EU 65 is1	EU 65 isN1			
E-14	8		16100-ZF6-D32	CARBURETOR ASSY. (BE95D B).....	-	1	-	1242509	1242694	CLT, FT, GT, GWT1, ITT, L9T, LTT, RT, SKT, ST, UT
		A	16100-ZF6-D33	.....	-	1	-	1242695	-----	CLT, FT, GT, GWT1, ITT, L9T, LTT, RT, SKT, ST, UT

NOTE A:PART NO. CHANGE D:NEWLY PROVIDED E:PART NO. DELETION K:REQUIRED NO. CORRECTION L:APPLICATION SERIAL NO. CORRECTION  
 M:PART DESCRIPTION CORRECTION T:APPLICATION CORRECTION Z:REMARKS CHANGE





# PARTS CATALOGUE NEWS

Service Technology Department, Power Products Operations  
 Service Division, Honda Motor Co., Ltd.

## PARTS CATALOGUE - CORRECTED

Printed in Japan

CODE NO.	13Z25704
PARTS CATALOGUE NEWS	EU65is EU65is1 EU65isN1
NEWS NO.	009

Block No.	Ref. No.	Note	Part No.	Description	Reqd. QTY			Serial No.	Parts catalogue code
					EU 65 is	EU 65 is1	EU 65 isN1		
F-19	3	L	31500-MCR-D02	BATTERY (YTZ14S) (GS YUASA) . . . . .	1	1	1	-----	K, KT, L, L9T, LT, LTT, R, RD, RDT, RH, RHT, RT, S, SK, SKT, ST, U, UT
					1	-	-	----- 1054161	F, G, GW, IT
		T	31500-Z25-G61	.....	1	-	-	1054162 -----	F, G, GW, IT
					-	1	-	-----	CL, CLT, F, FT, G, GT, GW, GWT, GWT1, IT, ITT

NOTE A:PART NO. CHANGE D:NEWLY PROVIDED E:PART NO. DELETION K:REQUIRED NO. CORRECTION L:APPLICATION SERIAL NO. CORRECTION  
 M:PART DESCRIPTION CORRECTION T:APPLICATION CORRECTION Z:REMARKS CHANGE



# PARTS CATALOGUE NEWS

Service Technology Department, Power Products Operations  
Service Division, Honda Motor Co., Ltd.

## PARTS CATALOGUE - CORRECTED

Printed in Japan

CODE NO.	13Z25704
PARTS CATALOGUE NEWS	EU65is EU65is1 EU65isN1
NEWS NO.	010

Block No.	Ref. No.	Note	Part No.	Description	Reqd. QTY			Serial No.	Parts catalogue code
					EU 65 is	EU 65 is1	EU 65 isN1		
F-2-4	10	L	32331-ZB3-G90	RECEPTACLE (16A/240V).....	1	-	-	----- 1058387	F
		T	32330-Z11-A90	.....	1	-	-	1058388 -----	F
					-	1	-	----- -----	F, FT
14	L		32335-898-690	PACKING, RECEPTACLE.....	1	-	-	----- 1058387	F
	T		32335-Z11-A90	PACKING.....	1	-	-	1058388 -----	F
					-	1	-	----- -----	F, FT
32	E		93893-05016-17	SCREW-WASHER, 5X16.....	8	-	-	----- 1046078	F
					4	-	-	1046079 1058387	F
	T		93893-05020-17	SCREW-WASHER, 5X20.....	4	-	-	1058388 -----	F
					-	4	-	----- -----	F, FT

NOTE A:PART NO. CHANGE D:NEWLY PROVIDED E:PART NO. DELETION K:REQUIRED NO. CORRECTION L:APPLICATION SERIAL NO. CORRECTION  
M:PART DESCRIPTION CORRECTION T:APPLICATION CORRECTION Z:REMARKS CHANGE



# PARTS CATALOGUE NEWS

Service Technology Department, Power Products Operations  
 Service Division, Honda Motor Co., Ltd.

## PARTS CATALOGUE - CORRECTED

Printed in Japan

CODE NO.	13Z25704
PARTS CATALOGUE NEWS	EU65is EU65is1 EU65isN1
NEWS NO.	011

Block No.	Ref. No.	Note	Part No.	Description	Reqd. QTY			Serial No.	Parts catalogue code
					EU 65 is	EU 65 is1	EU 65 isN1		
E-8	2	D	13101-Z1C-900	PISTON (STD.).....	-	1	1	1458490 -----	CLT, FT, GT, GWT, GWT1, ITT, KT, L9T, LTT, RDT, RHT, RT, SKT, ST, UT
		L	13101-Z5T-800	.....	-	1	-	-----	CL, F, G, GW, IT, K, L, LT, R, RH, S, SK, U
	4		13200-Z1C-000	ROD ASSY., CONNECTING (STD.)...	-	1	1	----- 1458489	CLT, FT, GT, GWT, GWT1, ITT, KT, L9T, LTT, RDT, RHT, RT, SKT, ST, UT
		A	13200-Z1C-900	.....	-	1	1	1458490 -----	CLT, FT, GT, GWT, GWT1, ITT, KT, L9T, LTT, RDT, RHT, RT, SKT, ST, UT

NOTE A:PART NO. CHANGE D:NEWLY PROVIDED E:PART NO. DELETION K:REQUIRED NO. CORRECTION L:APPLICATION SERIAL NO. CORRECTION  
 M:PART DESCRIPTION CORRECTION T:APPLICATION CORRECTION Z:REMARKS CHANGE



# PARTS CATALOGUE NEWS

Service Technology Department, Power Products Operations  
Service Division, Honda Motor Co., Ltd.

## PARTS CATALOGUE - CORRECTED

Printed in Japan

CODE NO.	13Z25704
PARTS CATALOGUE NEWS	EU65is EU65is1 EU65isN1
NEWS NO.	012

Block No.	Ref. No.	Note	Part No.	Description	Reqd. QTY			Serial No.	Parts catalogue code
					EU 65 is	EU 65 is1	EU 65 isN1		
F-9	10	L	28460-Z11-003	GRIP ASSY., STARTER. ....	1	-	-	----- 1044793	F, G, GW, IT, L, R, RD, RH, SK, U
		T	28460-Z11-013	.....	1	-	1	-----	K, LT, RDT
					1	-	-	1044794 -----	F, G, GW, IT, L, R, RD, RH, SK, U
					-	1	-		

NOTE A:PART NO. CHANGE D:NEWLY PROVIDED E:PART NO. DELETION K:REQUIRED NO. CORRECTION L:APPLICATION SERIAL NO. CORRECTION  
M:PART DESCRIPTION CORRECTION T:APPLICATION CORRECTION Z:REMARKS CHANGE



# PARTS CATALOGUE NEWS

Service Technology Department, Power Products Operations  
Service Division, Honda Motor Co., Ltd.

## PARTS CATALOGUE - CORRECTED

Printed in Japan

CODE NO.	13Z25704
PARTS CATALOGUE NEWS	EU65is EU65is1 EU65isN1
NEWS NO.	013

Block No.	Ref. No.	Note	Part No.	Description	Reqd. QTY			Serial No.	Parts catalogue code
					EU 65 is	EU 65 is1	EU 65 isN1		
E-9	2	T	14100-Z5T-810	CAMSHAFT ASSY. ....	-	1	-	-----	CL, F, G, GW, IT, K, L, LT, R, RH, S, SK, U
					-	1	-	1171402	-----
	-	-	1	1171624	-----				
	7	T	14568-ZE1-000	SPRING, WEIGHT RETURN. ....	1	1	-	-----	CL, F, G, GW, IT, K, L, LT, R, RD, RH, S, SK, U
-					1	-	1171402	-----	CLT, FT, GT, GWT, GWT1, ITT, KT, L9T, LTT, RHT, RT, SKT, ST, UT
-	-	1	1171624	-----					

NOTE A:PART NO. CHANGE D:NEWLY PROVIDED E:PART NO. DELETION K:REQUIRED NO. CORRECTION L:APPLICATION SERIAL NO. CORRECTION  
M:PART DESCRIPTION CORRECTION T:APPLICATION CORRECTION Z:REMARKS CHANGE

# HONDA PARTS CATALOGUE NEWS

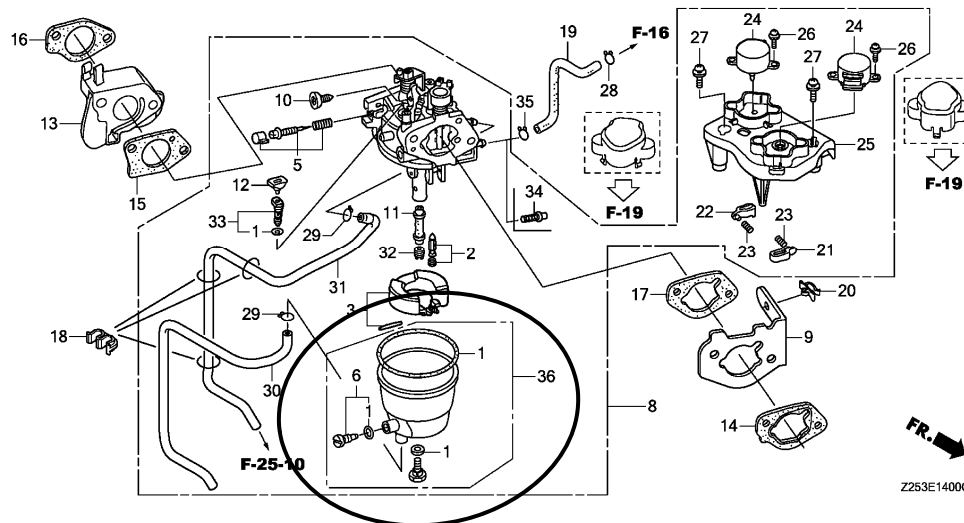
## PARTS CATALOGUE - CORRECTED

CODE NO.	13Z25704
PARTS CATALOGUE NEWS	EU65is EU65is1 EU65isN1
NEWS NO.	014

Block No.	Ref. No.	Note	Part No.	Description	Reqd. QTY			Serial No.	Parts catalogue code
					EU 65 is	EU 65 is1	EU 65 isN1		
E-8	4	T	13200-ZE3-315	ROD ASSY., CONNECTING (0.25 UNDER SIZE)	(1)	(1)	-	-----	CL, F, G, GW, IT, K, L, LT, R, RD, RH, S, SK, U

### E-14 CARBURETOR

Ref. No.	(Relative ref. Number) Description	FRT
36 3111A3	FLOAT CHAMBER SET AND/OR GASKET .....	0.5



E-14	1	T	16010-ZA0-921	GASKET SET.....	1	1	1	-----	CL, F, G, GW, GWT, IT, K, KT, L, LT, R, RD, RDT, RH, RHT, S, SK, U
------	---	---	---------------	-----------------	---	---	---	-------	--

NOTE A:PART NO. CHANGE D:NEWLY PROVIDED E:PART NO. DELETION K:REQUIRED NO. CORRECTION L:APPLICATION SERIAL NO. CORRECTION  
M:PART DESCRIPTION CORRECTION T:APPLICATION CORRECTION Z:REMARKS CHANGE

PARTS CATALOGUE NEWS

BOOKNo. : 13Z25704

Block No.	Ref. No.	Note	Part No.	Description	Reqd. QTY			Serial No.	Parts catalogue code	
					EU 65 is	EU 65 is1	EU 65 isN1			
				(CARBURETOR NO.)	-	1	-	----- BE95D A	CLT, FT, GT, GWT1, ITT, L9T, LTT, RT, SKT, ST, UT	
				(CARBURETOR NO.)	-	1	-	BE95D C -----	CLT, FT, GT, GWT1, ITT, L9T, LTT, RT, SKT, ST, UT	
		L	16010-Z1C-D21	.....	-	1	-	BE95D B BE95D B	CLT, FT, GT, GWT1, ITT, L9T, LTT, RT, SKT, ST, UT	
		4	E	16015-ZA0-931	*PARTS NO. DELETION					
		7	E	16028-ZA0-701	*PARTS NO. DELETION					
		8		16100-ZF6-D33	CARBURETOR ASSY. (BE95D B).....	-	1	-	1242695 1243202	CLT, FT, GT, GWT1, ITT, L9T, LTT, RT, SKT, ST, UT
			A	16100-ZF6-D34	CARBURETOR ASSY. (BE95D C).....	-	1	-	1243203 -----	CLT, FT, GT, GWT1, ITT, L9T, LTT, RT, SKT, ST, UT
		36	D	06160-Z1C-305	BOLT KIT, FUEL CHAMBER.....	1	1	1		
F-2-4		22		38240-Z25-A63	PROTECTOR, CIRCUIT(16A) (WHITE) (TYCO)	2	-	-	1045341 -----	F
						-	2	-	----- 1221173	F, FT
			A	38240-Z25-F60	PROTECTOR, CIRCUIT(16A) (BLACK) (JOEMEX)	-	2	-	1221174 -----	F, FT
F-2-5		19	L	38240-Z25-A63	PROTECTOR, CIRCUIT(16A) (WHITE) (TYCO)	3	-	-	1045341 -----	G, GW
						-	3	-	-----	CL, CLT
						-	3	-	----- 1221173	G, GT, GW, GWT
			T	38240-Z25-F60	PROTECTOR, CIRCUIT(16A) (BLACK) (JOEMEX)	-	3	-	-----	CL, CLT, GWT1
						-	3	-	1221174 -----	G, GT, GW, GWT
F-2-6		9	L	32335-ZC6-670	PACKING .....	1	-	-	----- 1046078	IT
			T	32335-Z22-F90	.....	1	-	-	1046079 -----	IT
						-	1	-	-----	IT, ITT
		18		38240-Z25-A63	PROTECTOR, CIRCUIT(16A) (WHITE) (TYCO)	2	-	-	1045341 -----	IT
						-	2	-	----- 1221173	IT, ITT

NOTE A:PART NO. CHANGE D:NEWLY PROVIDED E:PART NO. DELETION K:REQUIRED NO. CORRECTION L:APPLICATION SERIAL NO. CORRECTION  
M:PART DESCRIPTION CORRECTION T:APPLICATION CORRECTION Z:REMARKS CHANGE

PARTS CATALOGUE NEWS

BOOKNo. : 13Z25704

Block No.	Ref. No.	Note	Part No.	Description	Reqd. QTY			Serial No.	Parts catalogue code
					EU 65 is	EU 65 is1	EU 65 isN1		
		A	38240-Z25-F60	PROTECTOR, CIRCUIT (16A) (BLACK) (JOEMEX)	-	2	-	1221174 -----	IT, ITT
F-16	1	L	16173-001-004	O-RING.....	1	1	-		
					-	-	1	-----	0002358
	2		16950-Z11-003	COCK ASSY., FUEL.....	1	1	-		
					-	-	1	-----	0002358
		A	16950-Z35-R11	.....	-	-	1	0002359 -----	
	3	L	16952-ZB4-005	SCREEN SET, FUEL STRAINER.....	1	1	-		
					-	-	1	-----	0002358
	4	L	16958-397-771	O-RING, 9.0X1.3.....	1	1	-		
					-	-	1	-----	0002358
	6	L	16967-GA6-671	CUP, FUEL STRAINER.....	1	1	-		
					-	-	1	-----	0002358
	10	L	17630-Z11-A31	METER ASSY., FUEL.....	1	-	-		
					-	1	-	-----	-----
					-	1	-	-----	1214316
					-	-	1	-----	0002358
		T	17630-Z11-A32	.....	-	1	-	-----	-----
					-	1	-	1214317 -----	F, FT, G, GT, GW, GWT, IT, ITT, K, KT, L, L9T, LT, LTT, R, RH, RHT RT, S, SK, SKT, ST, U, UT
		D	17630-Z25-R50	.....	-	-	1	0002359 -----	
	12		17670-ZB6-000	FILTER COMP., FUEL.....	1	1	-		
					-	-	1	-----	0002358
		A	17670-Z25-R50	.....	-	-	1	0002359 -----	

NOTE A:PART NO. CHANGE D:NEWLY PROVIDED E:PART NO. DELETION K:REQUIRED NO. CORRECTION L:APPLICATION SERIAL NO. CORRECTION  
M:PART DESCRIPTION CORRECTION T:APPLICATION CORRECTION Z:REMARKS CHANGE



PARTS CATALOGUE NEWS

BOOKNo. : 13Z25704

Block No.	Ref. No.	Note	Part No.	Description	Reqd. QTY			Serial No.	Parts catalogue code
					EU 65 is	EU 65 is1	EU 65 isN1		
F-31	10	L	87565-ZB4-A00	PLATE, FUEL INDICATION. ....	1	-	-		
					-	1	-	----- 1214316	F, FT, G, GT, GW, GWT, IT, ITT, K, KT, L, L9T, LT, LTT, R, RH, RHT, RT S, SK, SKT, ST, U, UT
					-	-	1	----- 0002358	
		T	87565-Z22-620	MARK, FUEL INDICATION. ....	-	1	-	-----	CL, CLT, GWT1
					-	1	-	1214317 -----	F, FT, G, GT, GW, GWT, IT, ITT, K, KT, L, L9T, LT, LTT, R, RH, RHT, RT S, SK, SKT, ST, U, UT
					-	-	1	0002359 -----	

NOTE A:PART NO. CHANGE D:NEWLY PROVIDED E:PART NO. DELETION K:REQUIRED NO. CORRECTION L:APPLICATION SERIAL NO. CORRECTION  
M:PART DESCRIPTION CORRECTION T:APPLICATION CORRECTION Z:REMARKS CHANGE

# HONDA PARTS CATALOGUE NEWS

## PARTS CATALOGUE - CORRECTED

CODE NO.	13Z25704
PARTS CATALOGUE NEWS	EU65is EU65is1 EU65isN1
NEWS NO.	015

Block No.	Ref. No.	Note	Part No.	Description	Reqd. QTY			Serial No.	Parts catalogue code	
					EU 65 is	EU 65 is1	EU 65 isN1			
E-3	7		90674-SL0-003	BAND, INSERT WIRE.....	1	-	-	4400209	-----	
					-	1	-	-----	-----	CL, K, L, LT, R, RH, S, SK, U
					-	1	-	-----	1169948	CLT, FT, GT, GWT, GWT1, ITT, KT, L9T, LTT, RHT, RT, SKT, ST, UT
					-	-	1	-----	1171623	
					-	1	-	-----	1169949	CLT, FT, GT, GWT, GWT1, ITT, KT, L9T, LTT, RHT, RT, SKT, ST, UT
	A		90674-ZV1-003	BAND, CABLE.....	-	1	-	1169949	-----	
					-	-	1	-----	1171624	-----
E-6	5	D	91201-Z1C-003	OIL SEAL, 35X52X8 (NOK).....	-	1	1	1266387	-----	
E-7	2		13351-ZE3-010	WEIGHT, BALANCER.....	1	1	-	-----	-----	CL, F, G, GW, IT, K, L, LT, R, RD, RH, S, SK, U
					-	1	-	-----	1431138	CLT, FT, GT, GWT, GWT1, ITT, KT, L9T, LTT, RHT, RT, SKT, ST, UT
					-	-	1	-----	1431542	
					-	1	-	-----	1431139	CLT, FT, GT, GWT, GWT1, ITT, KT, L9T, LTT, RHT, RT, SKT, ST, UT
					-	-	1	-----	1431543	-----
E-9	2	L	14100-Z5T-810	CAMSHAFT ASSY.....	-	1	-	-----	-----	CL, F, G, GW, IT, K, L, LT, R, RH, S, SK, U
					-	1	-	-----	1171402 1346409	CLT, FT, GT, GWT, GWT1, ITT, KT, L9T, LTT, RHT, RT, SKT, ST, UT
					-	-	1	-----	1171624 1350482	

NOTE A:PART NO. CHANGE D:NEWLY PROVIDED E:PART NO. DELETION K:REQUIRED NO. CORRECTION L:APPLICATION SERIAL NO. CORRECTION  
M:PART DESCRIPTION CORRECTION T:APPLICATION CORRECTION Z:REMARKS CHANGE

PARTS CATALOGUE NEWS

BOOKNo. : 13Z25704

Block No.	Ref. No.	Note	Part No.	Description	Reqd. QTY			Serial No.	Parts catalogue code
					EU 65 is	EU 65 is1	EU 65 isN1		
	6		14451-ZE1-013	PIVOT, ROCKER ARM.....	2	2	-	-----	CL, F, G, GW, IT, K, L, LT, R, RD, RH, S, SK, U
					-	2	2	----- 1567738	CLT, FT, GT, GWT, GWT1, ITT, KT, L9T, LTT, RDT, RHT, RT, SKT, ST, UT
	A		14451-Z4M-000	.....	-	2	2	1567739 -----	CLT, FT, GT, GWT, GWT1, ITT, KT, L9T, LTT, RDT, RHT, RT, SKT, ST, UT
	7	L	14568-ZE1-000	SPRING, WEIGHT RETURN.....	1	1	-	-----	CL, F, G, GW, IT, K, L, LT, R, RD, RH, S, SK, U
					-	1	-	1171402 1346409	CLT, FT, GT, GWT, GWT1, ITT, KT, L9T, LTT, RHT, RT, SKT, ST, UT
					-	-	1	1171624 1350482	
	8		14711-Z5T-000	VALVE, IN.....	-	1	-	-----	CL, F, G, GW, IT, K, L, LT, R, RH, S, SK, U
					-	1	-	----- 1431138	CLT, FT, GT, GWT, GWT1, ITT, KT, L9T, LTT, RHT, RT, SKT, ST, UT
					-	-	1	----- 1431542	
	A		14711-Z5T-900	.....	-	1	-	1431139 -----	CLT, FT, GT, GWT, GWT1, ITT, KT, L9T, LTT, RHT, RT, SKT, ST, UT
					-	-	1	1431543 -----	
E-14	17	T	16269-ZA0-800	PACKING, AIR CLEANER.....	1	1	-	-----	CL, F, G, GW, GWT, IT, K, KT, L, LT, R, RD, RH, RHT, S, SK, U
				(FRAME NO.)	-	1	-	----- 1242589	CLT, FT, GT, GWT1, ITT, L9T, LTT, RT, SKT, ST, UT
	D		17228-Z5T-000	.....	-	1	-	1242590 -----	CLT, FT, GT, GWT1, ITT, L9T, LTT, RT, SKT, ST, UT
		D	16269-Z1C-D90	.....	-	-	1		
F-2-1	5	T	32366-Z25-R61	MARK, PANEL (CHINA).....	1	1	-	-----	RH
		D	32366-Z25-R62	.....	-	1	-	-----	RHT

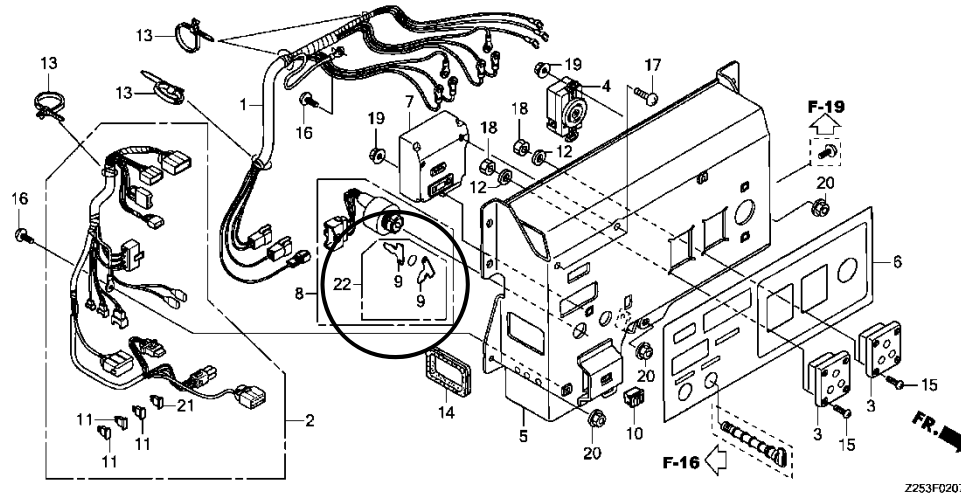
NOTE A:PART NO. CHANGE D:NEWLY PROVIDED E:PART NO. DELETION K:REQUIRED NO. CORRECTION L:APPLICATION SERIAL NO. CORRECTION  
M:PART DESCRIPTION CORRECTION T:APPLICATION CORRECTION Z:REMARKS CHANGE

PARTS CATALOGUE NEWS

BOOKNo. : 13Z25704

Block No.	Ref. No.	Note	Part No.	Description	Reqd. QTY			Serial No.	Parts catalogue code
					EU 65 is	EU 65 is1	EU 65 isN1		

F-2-7 CONTROL PANEL (RD, RDT)



F-2-7	4	D	32331-Z26-E82	RECEPTACLE (30A-250V) (LEVITON).	-	-	1		
	8	D	35100-Z25-V51	SWITCH ASSY., COMBINATION (SANDHAR AUTOMOTIVES)	-	-	1		
	22	D	35110-Z38-R41	KEY ASSY., COMBINATION SWITCH (SANDHAR AUTOMOTIVES)	-	-	1		
F-15	1	T	18310-Z25-003	MUFFLER COMP.....	1	1	-		
		D	18310-Z25-S00	.....	-	-	1		
F-19	3	D	31500-Z25-C62	BATTERY (YTZ14S) (GS YUASA).....	-	1	-	-----	CLT
		D	31500-MCR-D03	.....	-	1	-	-----	L9T, LTT, RT, ST
		D	31500-Z25-U51	.....	-	-	1		
F-29	3	T	31000-Z11-A31	GENERATOR ASSY. (###).....	1	-	-	-----	K, LT
					1	-	-	1040990	L, R, RD, RH, SK, U
					-	1	-	-----	K, L, LT, R, RH, S, SK, U

NOTE A:PART NO. CHANGE D:NEWLY PROVIDED E:PART NO. DELETION K:REQUIRED NO. CORRECTION L:APPLICATION SERIAL NO. CORRECTION  
M:PART DESCRIPTION CORRECTION T:APPLICATION CORRECTION Z:REMARKS CHANGE

PARTS CATALOGUE NEWS

BOOKNo. : 13Z25704

Block No.	Ref. No.	Note	Part No.	Description	Reqd. QTY			Serial No.	Parts catalogue code
					EU 65 is	EU 65 is1	EU 65 isN1		
		T	31000-Z11-A32	.....	-	1	1	-----	KT, L9T, LTT, RDT, RHT, RT, SKT, ST, UT
	4	T	31018-Z11-A30	CORE SET, STATOR COIL.....	1	1	-	-----	K, L, LT, R, RD, RH, S, SK, U
		T	31018-Z11-A31	.....	-	1	1	-----	KT, L9T, LTT, RDT, RHT, RT, SKT, ST, UT

NOTE A:PART NO. CHANGE D:NEWLY PROVIDED E:PART NO. DELETION K:REQUIRED NO. CORRECTION L:APPLICATION SERIAL NO. CORRECTION  
M:PART DESCRIPTION CORRECTION T:APPLICATION CORRECTION Z:REMARKS CHANGE

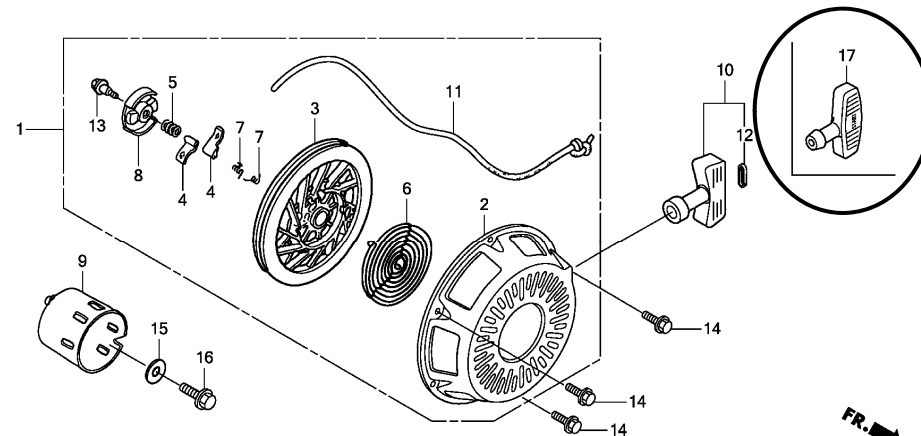
# HONDA PARTS CATALOGUE NEWS

## PARTS CATALOGUE - CORRECTED

CODE NO.	13Z25704
PARTS CATALOGUE NEWS	EU65is EU65is1 EU65isN1
NEWS NO.	016

Block No.	Ref. No.	Note	Part No.	Description	Reqd. QTY			Serial No.	Parts catalogue code
					EU 65 is	EU 65 is1	EU 65 isN1		

F-9 RECOIL STARTER



Z253F0900A

F-9	9		28451-ZE3-W01	PULLEY, STARTER.....	1	1	-		
					-	-	1	-----	0002358
		A	28451-Z25-R50	.....	-	-	1	0002359	-----

NOTE A:PART NO. CHANGE D:NEWLY PROVIDED E:PART NO. DELETION K:REQUIRED NO. CORRECTION L:APPLICATION SERIAL NO. CORRECTION  
M:PART DESCRIPTION CORRECTION T:APPLICATION CORRECTION Z:REMARKS CHANGE

PARTS CATALOGUE NEWS

BOOKNo. : 13Z25704

Block No.	Ref. No.	Note	Part No.	Description	Reqd. QTY			Serial No.	Parts catalogue code	
					EU 65 is	EU 65 is1	EU 65 isN1			
	10	L	28460-Z11-013	GRIP ASSY., STARTER.....	1	-	-	-----	K, LT	
					1	-	-	1044794	-----	F, G, GW, IT, L, R, RD, RH, SK, U
					-	1	-			
					-	-	1	-----	0002358	
	17	D	28461-883-T20	GRIP, STARTER.....	-	-	1	0002359	-----	
F-14	14		90659-692-000	CLAMP, CASE.....	4	4	-			
					-	-	4	-----	0002358	
		A	90659-Z35-000	.....	-	-	4	0002359	-----	
F-15	2		18318-Z25-000	SEPARATOR, MUFFLER INNER.....	1	1	-			
					-	-	1	-----	0002358	
		A	18318-Z25-R50	.....	-	-	1	0002359	-----	
F-19	2		31428-899-840	TERMINAL SET, EARTH.....	1	1	-			
					-	-	1	-----	0002358	
		A	31428-Z22-000	.....	-	-	1	0002359	-----	
	7		90011-899-840	BOLT, HEX., 6X28.....	1	1	-			
					-	-	1	-----	0002358	
		A	90111-Z22-000	.....	-	-	1	0002359	-----	
	17		94001-06390-0S	NUT, HEX., 6MM.....	2	2	-			
					-	-	2	-----	0002358	
		A	90112-Z22-000	.....	-	-	2	0002359	-----	
	19		94101-06800	WASHER, PLAIN, 6MM.....	1	1	-			
					-	-	1	-----	0002358	
		A	94101-06000	.....	-	-	1	0002359	-----	
	20		94111-06800	WASHER, SPRING, 6MM.....	2	2	-			

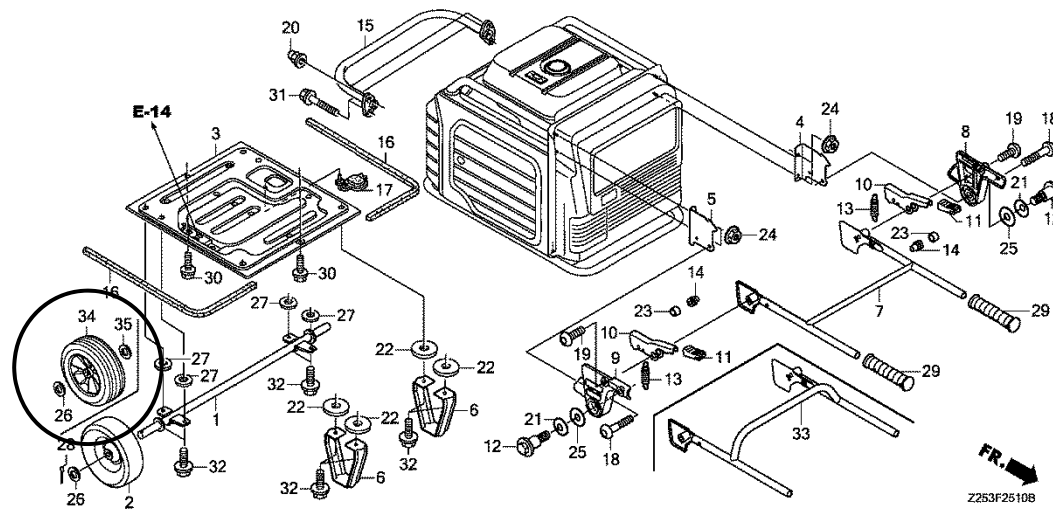
NOTE A:PART NO. CHANGE D:NEWLY PROVIDED E:PART NO. DELETION K:REQUIRED NO. CORRECTION L:APPLICATION SERIAL NO. CORRECTION  
M:PART DESCRIPTION CORRECTION T:APPLICATION CORRECTION Z:REMARKS CHANGE

PARTS CATALOGUE NEWS

BOOKNo. : 13Z25704

Block No.	Ref. No.	Note	Part No.	Description	Reqd. QTY			Serial No.	Parts catalogue code
					EU 65 is	EU 65 is1	EU 65 isN1		
					-	-	2	----- 0002358	
		A	94111-06000	.....	-	-	2	0002359 -----	
F-22	22		90482-567-000	WASHER, SPECIAL, 6MM.....	2	-	-	----- ----- RD	
					-	-	2	----- 0002358	
		A	90482-Z25-R50	.....	-	-	2	0002359 -----	
F-22-10	19		90301-693-000	NUT, OPEN STAY, 6MM.....	2	-	-	----- ----- RD	
					-	-	2	----- 0002358	
		A	90302-Z35-000	.....	-	-	2	0002359 -----	
	20		90659-692-000	CLAMP, CASE.....	6	-	-	----- ----- RD	
					-	-	6	----- 0002358	
		A	90659-Z35-000	.....	-	-	6	0002359 -----	

F-25-10 HANDLE/WHEEL



NOTE A:PART NO. CHANGE D:NEWLY PROVIDED E:PART NO. DELETION K:REQUIRED NO. CORRECTION L:APPLICATION SERIAL NO. CORRECTION  
M:PART DESCRIPTION CORRECTION T:APPLICATION CORRECTION Z:REMARKS CHANGE



PARTS CATALOGUE NEWS

BOOKNo. : 13Z25704

Block No.	Ref. No.	Note	Part No.	Description	Reqd. QTY			Serial No.	Parts catalogue code	
					EU 65 is	EU 65 is1	EU 65 isN1			
F-25-10	2	L	42710-Z11-003	WHEEL COMP., 250X60 (QINGDAO HUATIAN HAND TRUCK)	2	-	-	-----	K, LT	
					2	-	-	1047715	-----	F, G, GW, IT, L, R, RD, RH, SK, U
					-	2	-			
								-----	0004048	
		20		90301-693-000	NUT, OPEN STAY, 6MM.....	2	2	-		
			A	90302-Z35-000	.....	-	-	2	0002359	-----
		34	D	42710-Z22-621	WHEEL COMP., 254X63.5.....	-	-	2	0004049	-----
	35	D	94102-20000	WASHER, PLAIN, 20MM.....	-	-	2	0004049	-----	
F-29-10	2		31310-Z25-A30	INVERTER UNIT COMP.....	1	1	-	-----	L, LT, U, UT	
					-	1	-	-----	1245058	L9T, LTT
					-	1	-	-----	1245059	L9T, LTT
					-	1	-	-----	1244792	RT, ST
					-	1	-	-----	1244793	RT, ST
F-31	8		87534-892-640	MARK, EARTH.....	1	1	-			
					-	-	1	-----	0002358	
					-	-	1	0002359	-----	
	A		87534-Z35-000	.....	-	-	1			

NOTE A:PART NO. CHANGE D:NEWLY PROVIDED E:PART NO. DELETION K:REQUIRED NO. CORRECTION L:APPLICATION SERIAL NO. CORRECTION  
M:PART DESCRIPTION CORRECTION T:APPLICATION CORRECTION Z:REMARKS CHANGE

# HONDA PARTS CATALOGUE NEWS

## PARTS CATALOGUE - CORRECTED

CODE NO.	13Z25704
PARTS CATALOGUE NEWS	EU65is EU65is1 EU65isN1
NEWS NO.	017

Block No.	Ref. No.	Note	Part No.	Description	Reqd. QTY			Serial No.	Parts catalogue code
					EU 65 is	EU 65 is1	EU 65 isN1		
E-3	1		12000-ZF6-Q20	BARREL ASSY., CYLINDER.....	-	1	1	-----	CL, CLT, F, FT, G, GT, GW, GWT, GWT1, IT, ITT, K, L, LT, R, RDT, RH, S, SK, U
					-	1	-	-----	2178207
	A	12000-ZF6-Q21	.....	-	1	-	2178208	-----	KT, L9T, LTT, RHT, RT, SKT, ST, UT
	13	D	91004-KZR-602	BEARING, RADIAL BALL, 6202 (FUJIKOSHI)	-	1	-	2178208	-----
E-6	1		11300-ZF6-415	COVER ASSY., CRANKCASE.....	1	1	1	-----	CL, CLT, F, FT, G, GT, GW, GWT, GWT1, IT, ITT, K, L, LT, R, RD, RDT, RH, S, SK, U
					-	1	-	-----	2178207
	A	11300-ZF6-425	.....	-	1	-	2178208	-----	KT, L9T, LTT, RHT, RT, SKT, ST, UT
	10	D	91004-KZR-602	BEARING, RADIAL BALL, 6202 (FUJIKOSHI)	-	1	-	2178208	-----

NOTE A:PART NO. CHANGE D:NEWLY PROVIDED E:PART NO. DELETION K:REQUIRED NO. CORRECTION L:APPLICATION SERIAL NO. CORRECTION  
M:PART DESCRIPTION CORRECTION T:APPLICATION CORRECTION Z:REMARKS CHANGE