




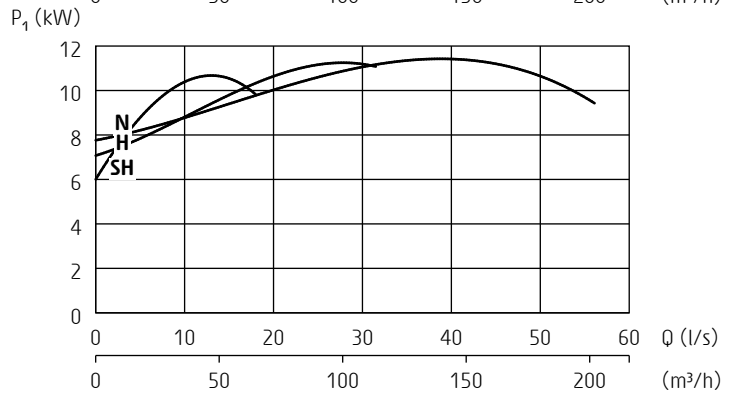
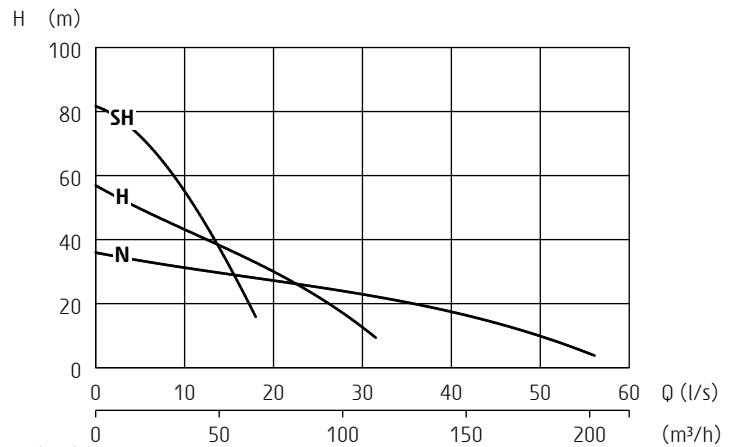
Master

Electrical submersible drainage pump



50 Hz	N	H	SH
Discharge connection	6"	4"	3"
Rated power P_2 [kW]	10	10	10
Max. power consumption P_1 [kW]	11,7	11,7	11,7
Shaft speed [r.p.m.]	2855	2855	2855
Rated current at 230V	33 A	33 A	33 A
Rated current at 400V	21 A	21 A	21 A
Rated current at 500V	15 A	15 A	15 A
Solids passage [mm]	10	10	10
Height [mm]	832	832	887
Diameter [mm]	346	346	346
Weight [kg]	80	80	98

Other voltages on request



ISO 9906/A

Pump types

N: normal pressure, H: high pressure, SH: super high pressure

Classification

Electrical submersible drainage pump

Protection class: IP 68

Electrical motor

Squirrel cage induction motor, insulation class: H (IEC 85)

Motor protection

Phase sequence control, phase failure guard, temperature guard with thermal contacts in the stator opening temperature 140°C (284°F) (= SMART system), air valve.

- DOL, star/delta
- Softstarter (only 400V-50Hz)

Cable - SubCab

230V: 4G4mm², 20 m (66 ft) or 8AWG/4, 53 ft

380-575V: 4G4mm², 20 m (66 ft) or 12AWG/4, 53 ft

Limitations

Max. submersion depth: 20 m (66 ft)

Max. liquid temperature: 40 °C (104 °F)

Allowed pH range: 5 - 8

Maximum liquid density: 1100 kg/m³ (68 lbs/ft³)

Shaft seals

Cartridge seal: pre-assembled double mechanical seal running in an oil compartment

Material lower seal: *silicon carbide - silicon carbide*

Material upper seal: *tungsten carbide - aluminium oxide*

Bearings

Ball bearings with C3 clearance

Discharge connection

3-6" hose, ISO-G or NPT

Materials

Casted parts: *Aluminium*

Outer casing: *Stainless steel*

Motor shaft: *Stainless steel*

Impeller and suction cover: *Hard-Iron™*

Diffusers: *Nitrile rubber*

Screws and nuts: *Stainless steel*

O-rings: *Nitrile rubber*

Accessories

External level regulator

Zinc anodes

Tandem connection

Pump raft

Specifications can be changed without notice