

GENERATOR

EC5000
EC5000K1
ECT7000
ECT7000K1
ECT7000P
ECT7000P1
ECMT7000
ECMT7000K1

PARTS CATALOGUE

2

FOREWORD INDEX

1

ENGINE GROUP

2

FRAME GROUP

3

PART NUMBER INDEX

4

PART NAME INDEX

5

Instruction for use of parts catalogue

- **This parts catalogue was prepared based on the latest information available as of July 10, 2011.**
- See the parts catalogue news for any revision that is made after July 10, 2011.
- **Always specify the part number when ordering a part.**
 - Check the model, type, serial numbers, color, maker, and the size as needed before ordering a part.
 - Note that the illustrations (part drawings) can differ from the actual parts in shape. They are given just to help you to refer to the parts.
- **When modifications or additions to this parts catalogue are made, a revised edition will be issued at an appropriate time, with successively progressing revision numbers on the cover. We recommend obtaining such revisions in order to keep your parts catalogue up-to-date at all times. To check whether a parts catalogue revision has been issued, please contact your Honda distributor.**

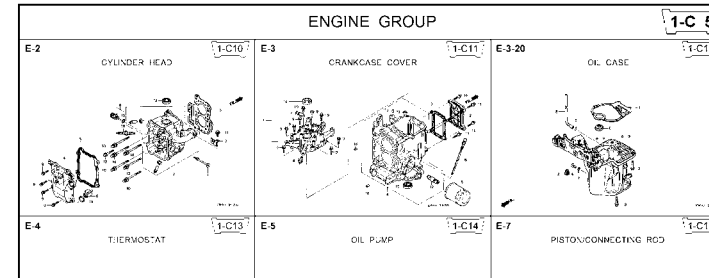
Initial version issue date April 10, 2007
Honda Motor Co., Ltd.

CONTENTS

	Page	Address No.	
● Instruction for use of parts catalogue	1	B 1	1
● How to refer to the part information	2	B 2	
● Part catalogue structure	3	B 3	
● When the parts were revised.....	4	B 4	
● Abbreviations used in the parts catalogue.....	4	B 4	
● How to check the part block and serial numbers.....	5	B 5	
● Models, parts catalogue codes and applicable serial numbers	6	B 6	
● Features of each type.....	8	B 8	
● Fuel hose, general purpose hoses and vinyl hose.....	11	B11	
● FLAT RATE SERVICE TIME	12	B12	
● Illustrated index	17	C 1	
● ENGINE GROUP.....	23	D 1	2
● FRAME GROUP.....	48	F 1	3
● PART NO. INDEX.....	86	I 1	4
● PART NAME INDEX.....	90	J 1	5

How to refer to the part information

A Reference with "Illustrated index"



B Reference with "Part number index"

PART NO. INDEX					
Part Number	Address	Page	Ref.	Part Number	Address Page
06000				15212-ZW9-000	1-C14 3C
06316-ZW9-000	1-69	88	1	15220-ZW9-003	1-C14 3C
11000				15332-ZW9-000	1-E8 55
11300-ZW9-405	1-C11	27	1	15332-ZW9-A30	1-E11 5E
11300-ZW9-406	1-C11	27	1	15400-PFB-004	1-C11 27
11340-ZW9-000	1-C11	27	2	15422-ZW9-000	1-C14 3C
11342-ZW9-000	1-C11	27	3	15473-881-000	1-C14 3C
11381-ZW9-003	1-C12	28	1	15474-ZW9-000	1-C14 3C
				15611-921-000	1-C10 2E
				15655-ZW9-000	1-C11 27
				16000	
12000				16010-ZV4-005	1-D4 3E
12000-ZW9-405ZA	1-C11	27	4	16011-ZV4-005	1-D4 3E
12155-ZV4-A00	1-C13	29	1	16013-ZW9-003	1-D4 3E
12166-ZW9-000	1-C10	26	1	16016-ZW9-003	1-D4 3E
12209-GB4-681	1-C16	32	1	16016-ZW9-721	1-D4 3E
12210-ZW9-405ZA	1-C10	26	2	16023-ZW9-003	1-D4 3E
12216-ZE2-300	1-E8	55	1	16024-ZV4-650	1-D4 3E
	1-E11	58	1	16028-ZV4-650	1-D4 3E

Block No.

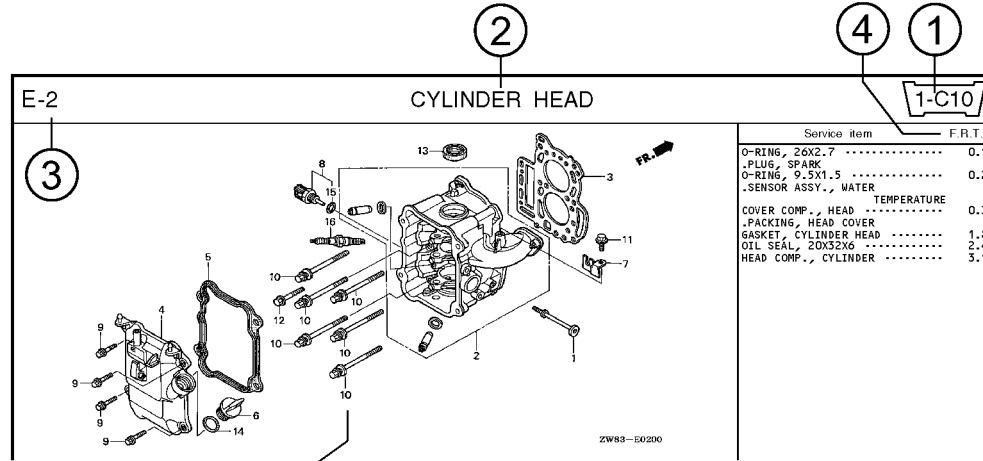
Address No. 1-C10

Ref No.

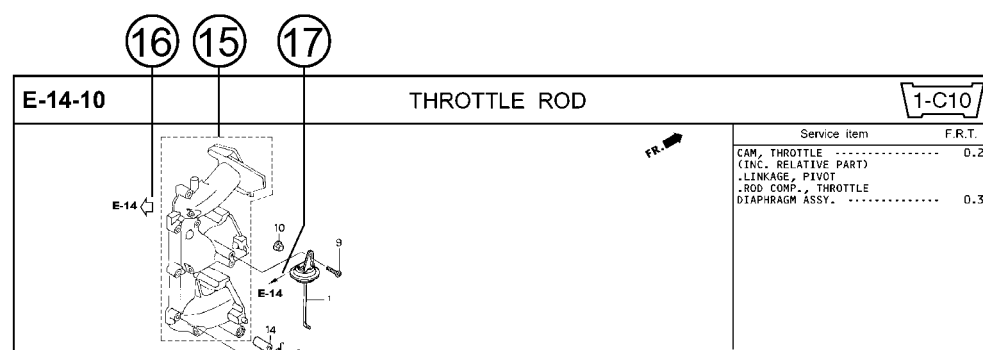
Page No.

Ref. No.	Part No.	Description	Reqd. QTY						Serial No.	Parts catalogue code
			99D1	99D1	1001	1001	1001	1001		
1	12166-ZW9-000	STOPPER, ENGINE SIDE	2	2	2	2	2			
2	12210-ZW9-000ZA	HEAD COMP., CYLINDER	1	1	1	1	1			
3	12251-ZW9-003	GASKET, CYLINDER HEAD	1	1	1	1	1			
4	12310-ZW9-000	COVER COMP., HEAD	1	1	1	1	1			
5	12312-ZW9-000	PACKING, HEAD COVER	1	1	1	1	1			
6	15611-921-000	CAP, OIL (NO GAUGE)	1	1	1	1	1			
7	16617-ZW9-000	HOLDER, CABLE	1	1	1	1	1		SC,SG	
	16617-ZW9-010		1	1	1	1	1	1001801	LHC,LHD	
			1	1	1	1	1		LHC,LHD	
8	35673-ZV5-003	SENSOR ASSY., WATER	1	1	1	1	1			
9	90003-ZW9-000	BOLT, FLANGE, 6X22	4	4	4	4	4			
10	90007-ZW9-003	BOLT, FLANGE, 8X83	6	6	6	6	6			
11	90011-ZW9-000	BOLT, FLANGE, 6X14(CT200)	1	1	1	1	1			
12	90020-ZW9-000	BOLT, FLANGE, 6X40	2	2	2	2	2			
13	91202-KJ9-003	OIL SEAL, 20X32X6	1	1	1	1	1			
14	91301-805-000	O-RING, 26X2.7	1	1	1	1	1			
15	91307-PK2-005	O-RING, 9.5X1.5(HONDA KIKAKI)	1	1	1	1	1			
16	98059-55916	PLUG, SPARK (CR5EH-9)	2	2	2	2	2			
	98059-55926	PLUG, SPARK (U16FER9)	2	2	2	2	2			

Part catalogue structure

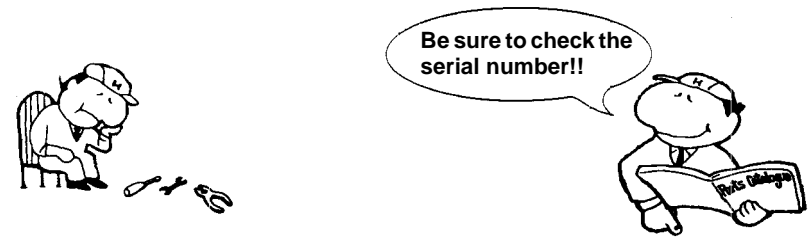


Ref. No.	Part No.	Description	Reqd. QTY						Serial No.	Parts catalogue code
			BF 9/9D1	BFP 9/9D1	BF 10D1	BFP 10D1	BF 10B1	BFP 10B1		
1	12166-ZW9-000	STOPPER, ENGINE SIDE	2	2	2	2	2	2		
2	12210-ZW9-000ZA	HEAD COMP., CYLINDER *NHS* DARK GRAY	1	1	1	1	1	1		
3	12251-ZW9-003	GASKET, CYLINDER HEAD	1	1	1	1	1	1		
4	12310-ZW9-000	COVER COMP., HEAD	1	1	1	1	1	1		
5	12312-ZW9-000	PACKING, HEAD COVER	1	1	1	1	1	1		
6	15611-921-000	CAP, OIL (NO GAUGE)	1	1	1	1	1	1		
7	16617-ZW9-000 16617-ZW9-010	HOLDER, CABLE	1	1	1	1	1	1	----- SC,SG 1001800 LHC,LHD	



- ① **Address number**
 - Address No. is provided (in place of the page No.) to help you refer to the part with the part No. or part name.
- ② **Block title** ③ **Block number**
- ④ **Service item/Flat rate time**
- ⑤ **Reference number**
 - Title number marked with the parenthesis or parentheses indicates that it continues from the previous page.
- ⑥ **Part number** ⑦ **Honda color code**
- ⑧ **Description**
- ⑨ **Assemblies**
 - Sections framed with broken lines in the exploded view drawings are available as complete assemblies. (Their individual parts can also be obtained.)
- ⑩ **Color description**
- ⑪ **Note**
 - Notes are shown with the parentheses in the part name column.
- ⑫ **Required quantity**
 - Required QTY shown in the parenthesis or parentheses indicates the optional part.
 - Required QTY marked with "N" Indicates the optional part that should be selected as needed.
 - Required QTY indicates the number of the part used in the block.
- ⑬ **Serial number**
- ⑭ **Type**
 - When the type column is blank, it indicates that the part is applicable to all types.
 - As the type of the actual unit may differ from the "parts catalogue, type" please refer to "Models, types and applicable serial numbers" for confirmation.
- ⑮ **[Dotted line]**
 - Parts enclosed within a dotted line [] are covered in a different block.
- ⑯ **[Hollow arrow]**
 - A hollow arrow ↖ indicates the block No. for the parts enclosed within a dotted line [] .
- ⑰ **[Solid arrow]**
 - A solid arrow ← indicates the block No. the part in question is connected to.

When the parts were revised



Ref. No.	Part No.	Description	Reqd. QTY						Serial No.
			BF 9.9D1	BFP 9.9D1	BF 10D1	BFP 10D1	BF 10B1	BFP 10B1	
1	12166-ZW9-000	STOPPER, ENGINE SIDE	2	2	2	2	2	2	
2	12210-ZW9-000ZA	HEAD COMP., CYLINDER							
		NH8.....DARK GRAY	1	1	1	1	1	1	
3	12251-ZW9-003	GASKET, CYLINDER HEAD	1	1	1	1	1	1	
4	12310-ZW9-000	COVER COMP., HEAD	1	1	1	1	1	1	
5	12312-ZW9-000	PACKING, HEAD COVER	1	1	1	1	1	1	
6	15611-921-000	CAP, OIL (NO GAUGE)	1	1	1	1	1	1	
7	16617-ZW9-000	HOLDER, CABLE (###)	1	1	1	1	1	1	
	16617-ZW9-010		1	1	1	1	1	1	

The number has been used from the initial model without revision.

When shown at the left side, it is applicable to the models of No.1001801 and the subsequent numbers.

When shown at the right side, it is applicable to the models up to No.1001800.

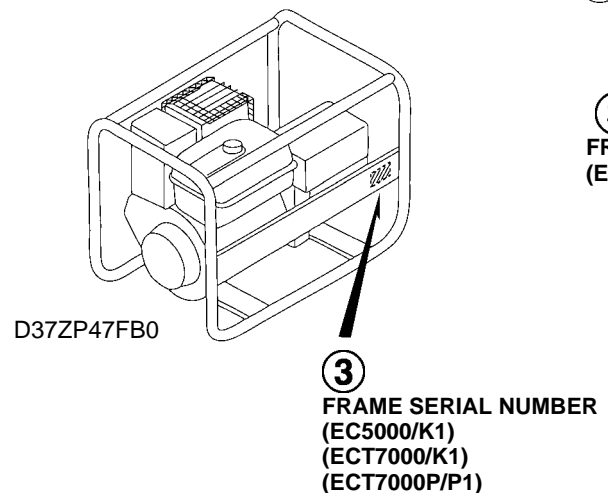
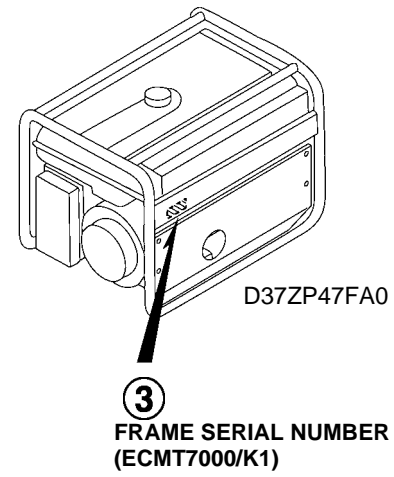
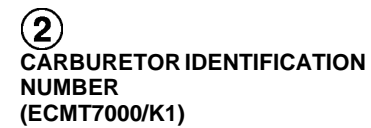
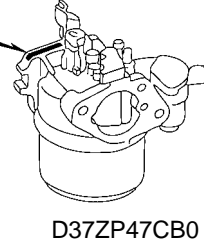
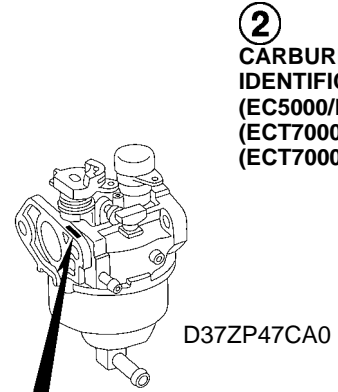
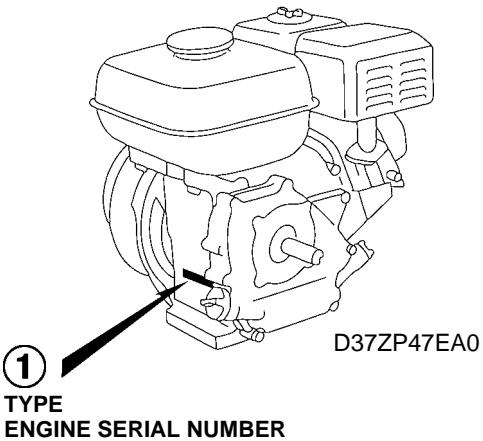
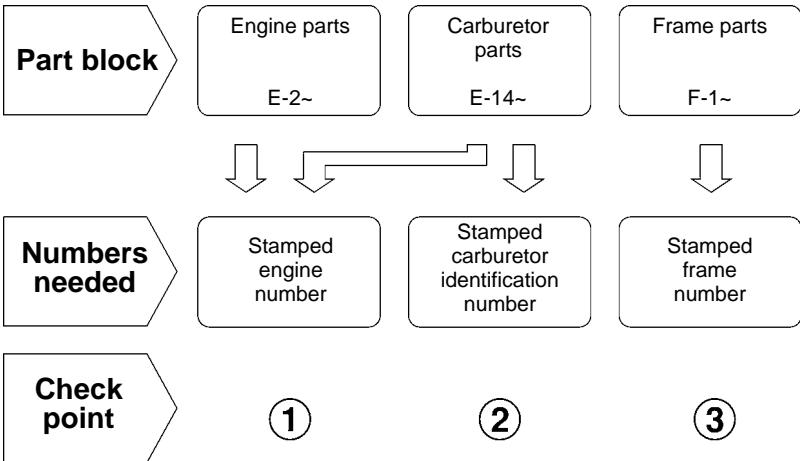
- The parts listed with "###" at the end of the parts name have limited supply period (parts not for sale).

Abbreviations used in the parts catalogue

• The following abbreviations are used in the parts name column.

- | | |
|--|-----------------------------|
| A Ampere | FR.Front |
| A.C. Alternating current | IN.Inlet |
| ASSY. Assembly | L (100L) .Link (100 Links) |
| AT. Automatic transmission | L.Left |
| C.D.I. Capacitive discharge ignition | MMMillimeter |
| COMP. ... Complete | MT.Manual Transmission |
| D.C. Direct current | P.T.O.Power take off |
| EX. Exhaust | R.Right |
| G.F.C.I ... Ground fault circuit interruptor | RR.Rear |
| HEX. Hexagonal | STD.Standard |
| H.S.T. Hydrostatic transmission | T (22T) ...Tooth (22 Teeth) |
| | VVolt |
| | WWatt |

How to check the part block and serial numbers



Models, parts catalogue codes and applicable serial numbers

1

- Models, parts catalogue codes and applicable serial Nos. given in this parts catalogue can be identified as follows.

Model	Type	Parts catalogue type	Engine		Applicable engine serial No.	Applicable frame serial No.	Applicable carburetor identification No.
			Model	Type			
EC5000	BT	BT	GX390T1	ED9	GCAET-1000001~	EZDL-8300001~	BE85L A
	FT	FT					
	GVT	GVT					
	GVWT	GVWT					
	ITT	ITT					
EC5000K1	BT	BT	GX390T2		GCBDT-1000001~	EZDL-1000001~	BE88F A
	FT	FT					
	GVT	GVT					
	GVWT	GVWT					
	ITT	ITT					
ECT7000	FT	FT	GX390T1	GCAET-1000001~	EZDP-8300001~	BE85L A	
	GVT	GVT					
	GVWT	GVWT					
	ITT	ITT					
	RGT	RGT					
ECT7000K1	FT	FT	GX390T2	GCBDT-1000001~	EZDP-1000001~	BE88F A	
	GVT	GVT					
	GVWT	GVWT					
	ITT	ITT					
	RGT	RGT					

Model	Type	Parts catalogue type	Engine		Applicable engine serial No.	Applicable frame serial No.	Applicable carburetor identification No.
			Model	Type			
ECT7000P	GVT	GVT	GX390T1	ED9	GCAET-1000001~	EZDP-8300001~	BE85L A
	GVWT	GVWT					
	RGT	RGT					
ECT7000P1	GVT	GVT	GX390T2		GCBDT-1000001~	EZDP-1000001~	BE88F A
	GVWT	GVWT					
ECMT7000	FT	FT	GX390T1	EU1	GCAET-1000001~	EZFP-8300001~	BE87K A
	GVT	GVT					
	GVWT	GVWT					
	RGT	RGT					
ECMT7000K1	FT	FT	GX390T2		GCBDT-1000001~	EZFP-1000001~	BE95C A
	GVT	GVT					
	GVWT	GVWT					

* Of carburetor identification numbers, only the portions underlined in the example below are used for registration.

BE85L A KC ナ

Features of each type

1

- See the following table for the features of each type. (Items in brackets are optional)

Specifications		Model	EC5000					EC5000K1					ECT7000				
		Type	BT	FT	GVT	GVWT	ITT	BT	FT	GVT	GVWT	ITT	FT	GVT	GVWT	ITT	RGT
Voltage	115V		●					●									
	230V		●	●	●	●	●	●	●	●	●	●	●	●	●	●	●
	400V											●	●	●	●	●	
Receptacle	16A-120V		●					●									
	16A-230V																
	16A-240V		●			●	●				●				●		
	16A-250V			●	●	●			●	●	●	●	●	●		●	
	16A-400V											●	●	●	●	●	
	32A-120V		●					●									
	32A-240V			●			●		●		●						
Muffler cover			●	●	●	●	●	●	●	●	●	●	●	●	●	●	

Specifications		Model	ECT7000K1					ECT7000P			ECT7000P1		ECMT7000			
		Type	FT	GVT	GVWT	ITT	RGT	GVT	GVWT	RGT	GVT	GVWT	FT	GVT	GVWT	RGT
Voltage	115V															
	230V	●	●	●	●	●	●	●	●	●	●	●	●	●	●	●
	400V	●	●	●	●	●	●	●	●	●	●	●	●	●	●	●
Receptacle	16A-120V															
	16A-230V						●	●	●	●	●					
	16A-240V				●							●	●	●	●	
	16A-250V	●	●	●		●						●	●	●	●	
	16A-400V	●	●	●	●	●	●	●	●	●	●	●	●	●	●	●
	32A-120V															
	32A-240V															
Muffler cover		●	●	●	●	●	●	●	●	●	●					

Specifications		Model	ECMT7000K1		
		Type	FT	GVT	GVWT
Voltage	115V				
	230V	●	●	●	
	400V	●	●	●	
Receptacle	16A-120V				
	16A-230V				
	16A-240V	●	●	●	
	16A-250V	●	●	●	
	16A-400V	●	●	●	
	32A-120V				
	32A-240V				
Muffler cover					

Fuel hose, general purpose hoses and vinyl hose

- The standard part fuel hose, general purpose hose and vinyl hose may be substituted by the coiled bulk part.
- When ordering the standard part fuel hose, general purpose hose and vinyl hose use the bulk part number written in the parts catalog in brackets () underneath the part name.
- When exchanging the hose, cut and use at the specified length as mentioned in the part name.
(For the method of cutting the bulk part, and method of filling out orders etc., please refer to the instructions issued with the bulk part.)

Bulk part number of fuel hose, general purpose hose and vinyl hose.

Example: 9 5 0 0 1 - 7 5 0 0 1 - 5 0 M

Bulk part number:
Refers to the bulk part.

Marking code (fuel hose and general purpose hose)

Change code (Vinyl hose)

Indicates number mark or change sequence, however, the code for the bulk part must be strictly 0 (zero).

Types of code:

- | | | | | | |
|-------------|--|----------------|--|--------------|---|
| • Fuel hose | 2: Red outside braid
(3 mm inside dia. only) | • General hose | 1: Ash gray
2: Ash gray
3: Black
5: Black | • Vinyl hose | 1: Clear
2: Black
3: Light red
6: Light red
7: Pale black |
| | 5: Black inside braid | | | | |
| | 3: Red (3 mm inside dia. only) | | | | |
| | 4: Ash gray with red stripe
(3 mm inside dia. only) | | | | |
| | 6: Black | | | | |

Lengths:

- | | |
|---------------------|--|
| 001: 1 m (standard) | } Application or specification of some parts is not settled. |
| 003: 3 m | |
| 008: 8 m | |

I.D code: (fuel hose and general purpose hose)

- | | | | | |
|------------|--------------------|--------------------|-----------------------------|-----------------------------|
| 30: 3.0 mm | 50: 5.0 mm | 70: 7.0 mm | 11: 11 mm | 12: 12 (outside dia. 17) mm |
| 35: 3.5 mm | 55: 5.3 mm, 5.5 mm | 75: 7.3 mm, 7.5 mm | 91: 12 (outside dia. 15) mm | 14: 14 mm |
| 45: 4.5 mm | 65: 6.5 mm | 80: 8.0 mm | 92: 12 (outside dia. 16) mm | 17: 17 mm |

ID./OD. code: (vinyl hose)

- | | | | | |
|-------------------------|--------------------------|---------------------------|---------------------------|---------------------------|
| 01: ID. 2.9, OD. 6.8 mm | 12: ID. 5.0, OD. 7.0 mm | 21: ID. 8.0, OD. 9.0 mm | 37: ID. 11.0, OD. 15.0 mm | 50: ID. 16.0, OD. 19.0 mm |
| 03: ID. 3.0, OD. 6.0 mm | 10: ID. 5.0, OD. 8.0 mm | 23: ID. 8.0, OD. 12.0 mm | 38: ID. 12.0, OD. 13.0 mm | 55: ID. 17.5, OD. 20.5 mm |
| 05: ID. 3.5, OD. 6.5 mm | 11: ID. 5.0, OD. 9.0 mm | 25: ID. 9.0, OD. 11.0 mm | 39: ID. 12.0, OD. 14.0 mm | 60: ID. 22.0, OD. 27.0 mm |
| 07: ID. 4.0, OD. 7.0 mm | 14: ID. 6.0, OD. 9.0 mm | 27: ID. 9.0, OD. 13.0 mm | 40: ID. 12.0, OD. 16.0 mm | |
| 08: ID. 4.5, OD. 6.5 mm | 17: ID. 7.0, OD. 9.0 mm | 33: ID. 10.0, OD. 14.0 mm | 43: ID. 13.0, OD. 15.0 mm | |
| 09: ID. 4.5, OD. 8.0 mm | 19: ID. 7.0, OD. 11.0 mm | 36: ID. 11.0, OD. 13.0 mm | 45: ID. 14.0, OD. 18.0 mm | |

Hose type:

- 1: Fuel hose
- 3: Vinyl hose
- 5: General hose

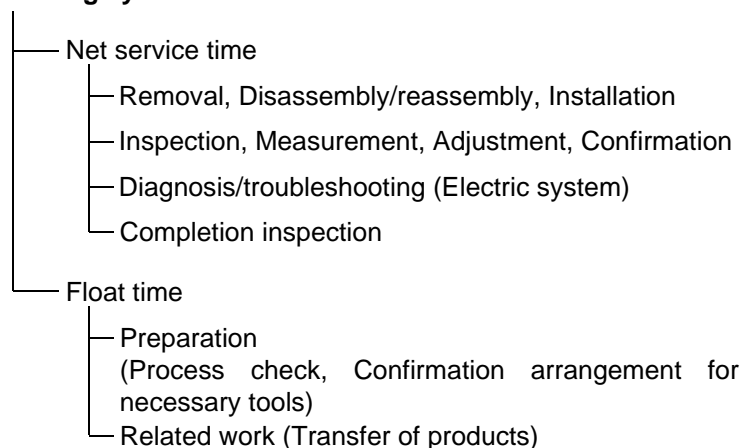
⊙ **CAUTION: It is DANGEROUS to confuse the fuel hose with the general purpose hose or vinyl hose.**

Never use a general purpose hose or vinyl hose in place of a fuel hose or vice versa. Always use the correct bulk part in the parts catalogue, according to the service manual or the instructions issued with the bulk part.

FLAT RATE SERVICE TIME

Flat rate service time (FRT) means the standard time required to service a product, which is listed in this manual to help the dealers control the actual working process and calculate the service charge by using it as a guide.

FRT setting system



* Float time is set by multiplying the net service time by a given coefficient.

Editorial style

The service items shown in the text are listed with the exchange work time for the repair sales parts as the subject. Other representative service items not using repair parts (removal/installation, adjustment, inspection/measuring, and other work) are listed collectively in the list in the preface, classified according to the work.

FRT setting standard

- Decimal system (in unit of 0.1) is adopted to set FRT as it is convenient to calculate the wage.
Example: (0.1) → 6 minutes, (0.2) → 12 minutes
[Labor cost per hour] x [FRT] = [Wage]
- FRT is set with a hand tool.
- Service items and FRT can be subject to change depending on development of tools and service equipment and improvement in service procedure.

Work procedure

- As the work procedure is set with the work time according to the method in the separate Service Manual, refer to this Manual as required.
- Work methods permitting servicing in the shortest time still permitting assurance of safe work and product warranty are used for the setting of service items not listed in the Service Manual.
- Work basically is to be performed by one person, and when two or more people are required, setting is done as the total time for the number of people.
- The set value for the technological level of the workers uses a person with three years of experience in the repair of Honda products as the standard.
- Special tools and service equipment used to set FRT are those specified or recommended in Service Manual.

Service item whose FRT is not presented

- Accessories and service parts that are not listed to use in this manual.
 - Locations with little aging deterioration or breakage during normal use.
 - Service work that can be finished by one touch.
 - Service work that is seldom done (i.e. extremely small causes of trouble and service frequency).
 - Products and parts whose location for installation differs according to its status of use and application.
- * When FRT is not presented, please calculate wages based on appropriate actual work time.

Operation not included of FRT

- Oil and coolant water draining, Waiting time for warming up operation and etc..
- Additional operation that involves removal/installation of standard exterior equipment.
- Indirect time spent for service by visiting the customer, trade-in, and delivery.
- Indirect time required for ordering and delivery of parts.
- Cost for grease, adhesive agent, etc. used for service work.

1

Explanation of FRT by using an example
(The example may differ from the actual presented items)

Ref. No.	L.O.N.	(Relative ref. Number) Description	F.R.T.
①	1111L1	④ VALVE, INTAKE4.1	②
②		⑧ (1, 3, 4, 7)	
③	1111L1A	⑥ • NOTE: OHV type	⑦
		⑦ • Includes: Engine removal and installation	
		⑤ One head (intake all) add1.4	

- ① Reference No. of the illustration of part that shows location of the replacement work.
- ② FRT is an abbreviation of Flat Rate Time indicating the standard service time required for the replacement.
- ③ LON is an abbreviation of Labor Operation Number, and it is a classification of the service items by the work unit code.

The same operation code is used regardless of the models.

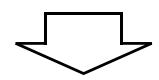
Standard operation is indicated with 6 digits code, and additional operation is indicated with 7 digits code.
- ④ Indicating the intake valve replacement and FRT4.1.
- ⑤ Indicating FRT1.4 that will be added when additional operation (whole intake side of one cylinder head) is done in association with intake valve replacement.

- ⑥ Indicating work condition or application condition of the service item.
- ⑦ Indicating work contents that are included in the service item.
- ⑧ Indicating a reference No. whose operation and time are the same as FRT4.1 for the intake valve.

(The application range is limited to the service items without an LON setting within a same block.)

How to refer to the service item by using the sample
(intake valve replacement)

Open to the page of the block where the intake valve's spare part illustration is shown.



Look for the intake valve illustration, and refer to the service item and FRT that agree with the reference No.

Indication mark for the listing of service items that continues to the following page

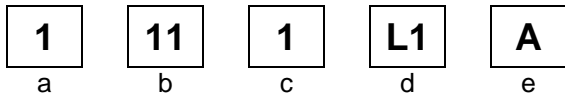
Ref. No.	L.O.N.	(Relative ref. Number) Description	F.R.T.
2	1111L1	VALVE, INTAKE	4.1
	.	.	.
	.	.	.

+
Mark indicated at the last line.

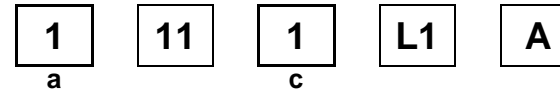
Indication of the block with no setting of FRT

Ref. No.	L.O.N.	(Relative ref. Number) Description	F.R.T.
NO INFORMATION			

• LON code system



- a) Category code..... Engine
- b) Location/function code..... Engine upper
- c) Operation code..... Replace
- d) Operation sequence number (Unit code can be shown with alphabet)
..... Intake valve
(No regular rule of code)
- e) Additional code One head (intake all)
(No regular rule of code)



a) Category codes and classification

Code	Category
1	Engine
2	Power drive
3	Fuel & Exhaust
4	Frame & Body
5	Steering
6	Electrical
7	Axle & Brake
8	Control system
9	-
0	Attachments

c) Operation codes and classification

Code	Operation category
1	Replace, Removal/Installation, Change
2	Overhaul
3	Adjust, Rotation
4	(Paint-related work: Top-coat)
5	Test, Inspect/diagnose, Measurement
6	(Overhaul-related work: Rebore)
7	(Overhaul-related work: Reseal)
8	(Resurface)
9	(Paint-related work: Refinish)
0	Repair, Cleaning, Air bleeding

Major service items without using spare parts

- (1) Removal/Installation, (2) Adjustment,
(3) Inspection/Masurement, (4) Overhaul, (5) Other work

E: Engine, T: Transmission, D: Drive system,
B: Body and related parts

(1) Removal/Installation

Set with the parts configuration in the status of being removed from the product.

	LON	DESCRIPTION	FRT
E	1001A0	ENGINE AND GENERATOR-REMOVAL/INSTALLATION	0.4
	1001A2	ENGINE-REMOVAL/INSTALLATION	1.1
	1111L3	CYLINDER HEAD ASSEMBLY-REMOVAL/INSTALLATION	1.2
B	3101H1	FUEL TANK-REMOVAL/INSTALLATION	0.3
	6221B3	CONTROL PANEL ASSEMBLY-REMOVAL/INSTALLATION	0.2

(2) Adjustment

	LON	DESCRIPTION	FRT
E	1113A1	VALVE CLEARANCE-ADJUSTMENT NOTE: For 1 product	0.4
	1163A0	CONTROL, THROTTLE/GOVERNOR-ADJUSTMENT	0.2
	3113A2	CARBURETOR IDLE-ADJUSTMENT	0.2

(3) Inspection, Measurement, Cleaning

	LON	DESCRIPTION	FRT
E	1105A0	ENGINE OIL-INSPECTION	0.1
	3115A2	CARBURETOR FLOAT LEVEL-MEASUREMENT	0.2
	3120A0	AIR CLEANER-CLEANING INCLUDES: Air cleaner-inspection	0.2

E	3130A0	SPARK ARRESTER-CLEANING INCLUDES: Spark arrester-inspection	0.3
	6140A0	SPARK PLUG-ADJUSTMENT/CLEANING INCLUDES: Spark plug check NOTE: For 1 product	0.1

(4) Overhaul

Work condition: The required Measurements, inspections, adjustments, and cleaning/washing of each part are performed, including the main body removal/installation work and the replacement of defective parts.

	LON	DESCRIPTION	FRT
E	3112A0	CARBURETOR-OVERHAUL INCLUDES: All necessary adjustment	0.5

(5) Other work

	LON	DESCRIPTION	FRT
E	1101E1	ENGINE OIL-CHANGE INCLUDES: Engine oil-inspection	0.1

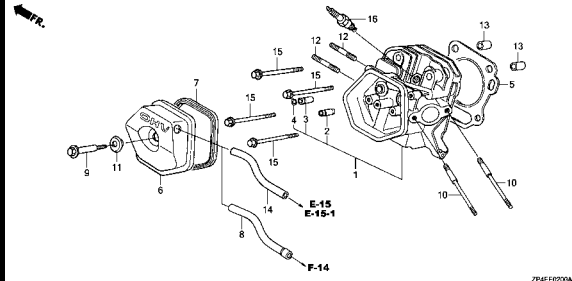
ENGINE GROUP

C 1

E-2

CYLINDER HEAD

D 1

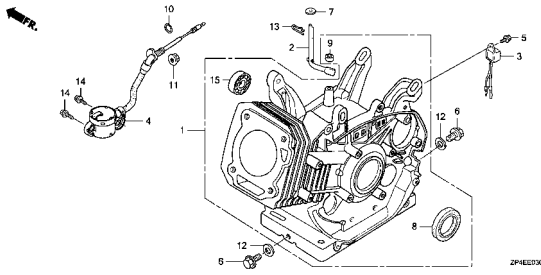


ZP4E12200A

E-3

CYLINDER BARREL

D 2

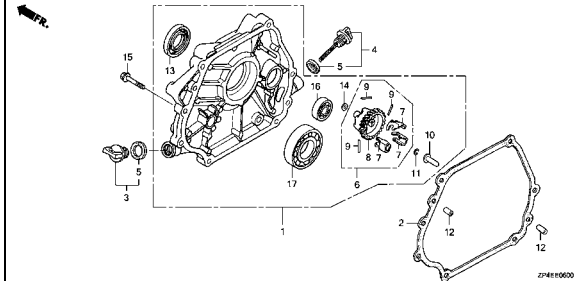


ZP4E12300

E-6

CRANKCASE COVER

D 3

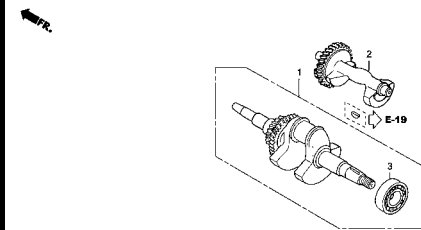


ZP4E10000

E-7

CRANKSHAFT

D 4

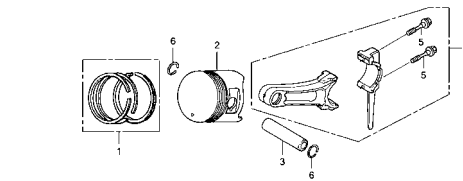


ZP4E10700

E-8

PISTON

D 5

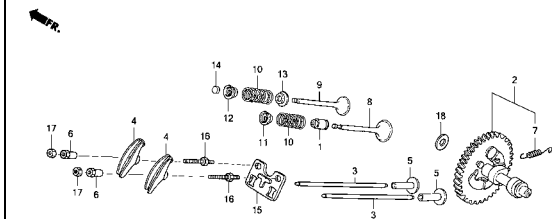


ZP4E10800

E-9

CAMSHAFT

D 7

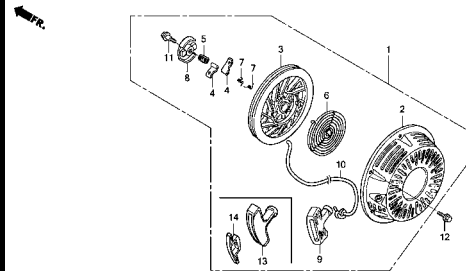


ZP4E10900

E-11

RECOIL STARTER

D 9

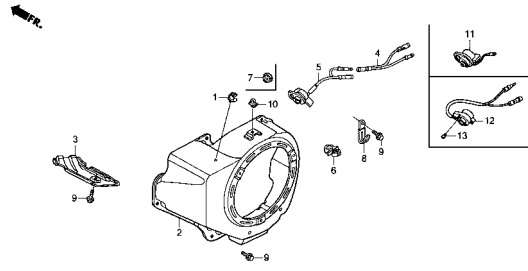


ZP4E1100A

E-12

FAN COVER

D10

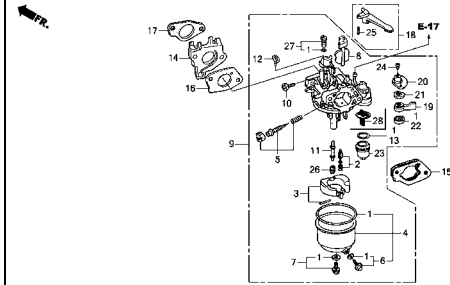


ZP4E1200B

E-14

CARBURETOR(1)

D11



ZP4E1100A

2

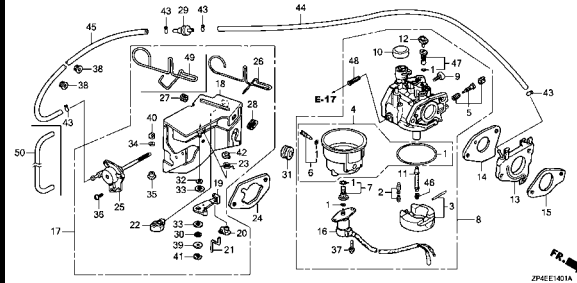
ENGINE GROUP

C 2

E-14-1

CARBURETOR(2)

D13

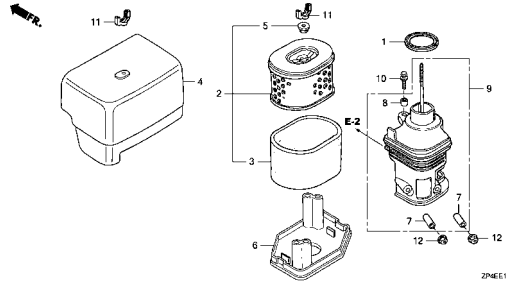


ZP4EE141A

E-15

AIR CLEANER(1)

D16

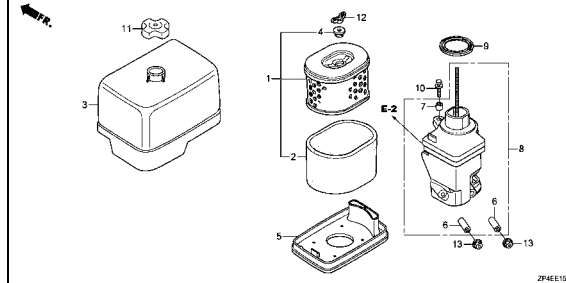


ZP4EE150A

E-15-1

AIR CLEANER(2)

E 1

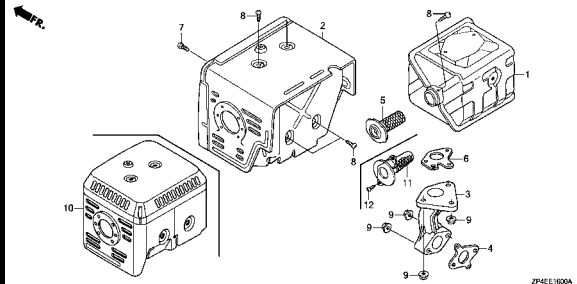


ZP4EE1501

E-16

MUFFLER(1)

E 2

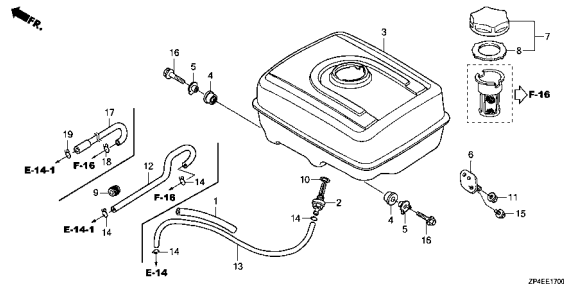


ZP4EE160A

E-17

FUEL TANK(1)

E 3

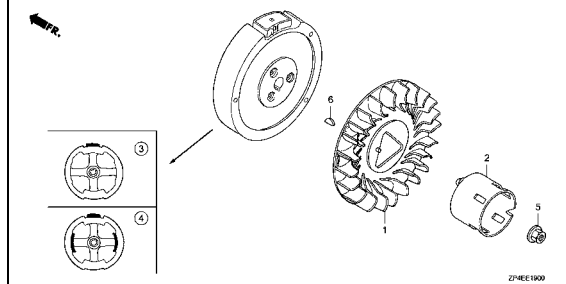


ZP4EE170A

E-19

FLYWHEEL

E 5

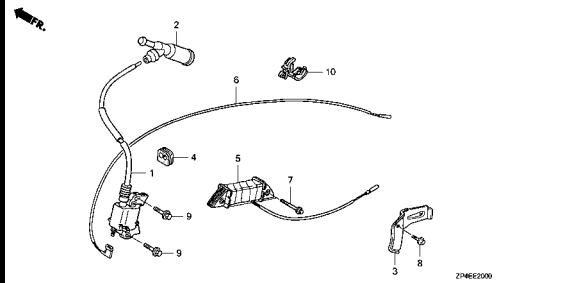


ZP4EE190A

E-20

IGNITION COIL(1)

E 6

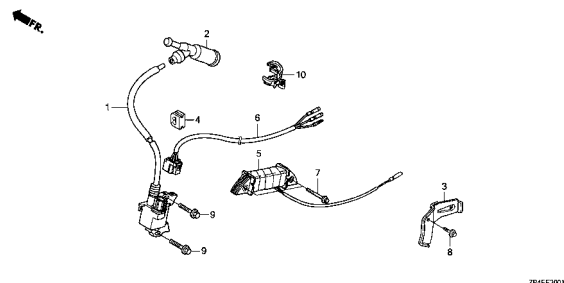


ZP4EE20A

E-20-1

IGNITION COIL(2)

E 7

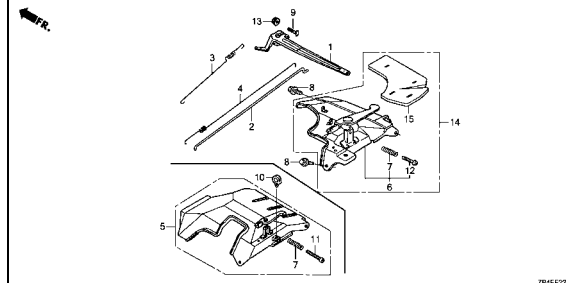


ZP4EE201

E-22

CONTROL

E 8



ZP4EE220A

2

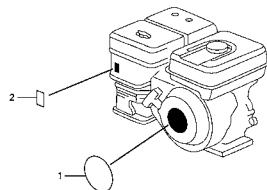
ENGINE GROUP

C 3

E-28

E 9

LABEL



ZH4E2500

2

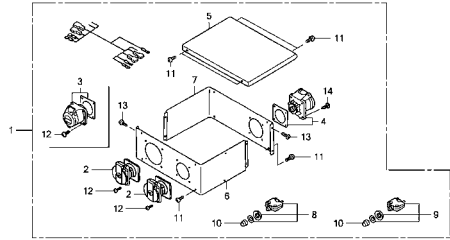
FRAME GROUP

C 4

F-1

CONTROL BOX(1)

F 1



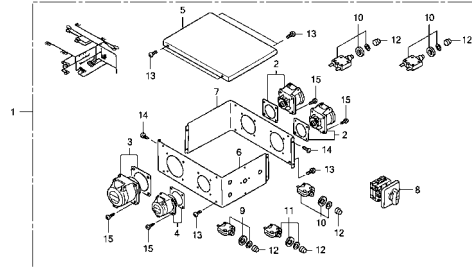
ZP4EF0100



F-1-1

CONTROL BOX(2)

F 2



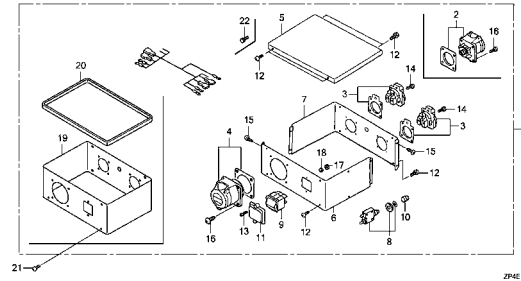
ZP4EF0101



F-1-2

CONTROL BOX(3)

F 3



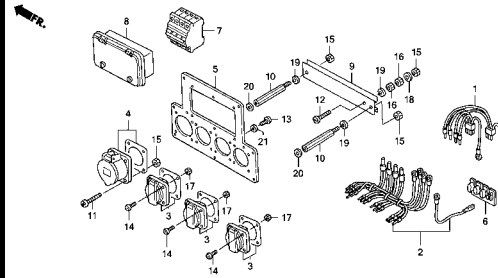
ZP4EF0102B



F-1-3

CONTROL BOX(4)

F 5



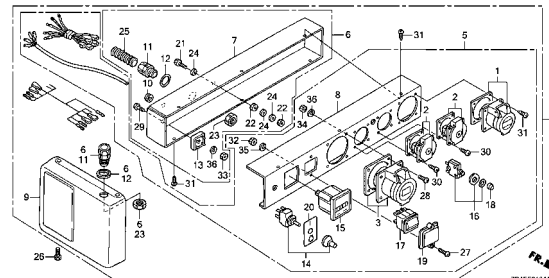
ZP4EF0103



F-1-4

CONTROL BOX(5)

F 6



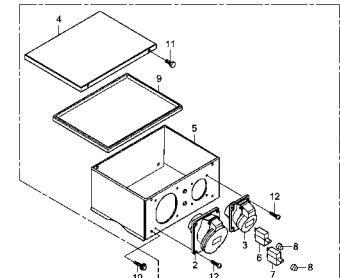
ZP4EF0104A



F-1-5

CONTROL BOX(6)

F 8



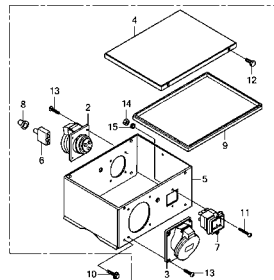
ZP4EF0105



F-1-6

CONTROL BOX(7)

F 9



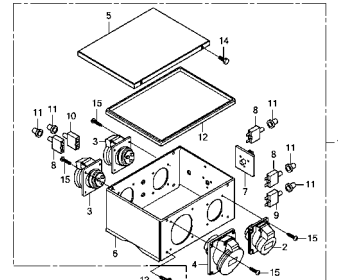
ZP4EF0106



F-1-7

CONTROL BOX(8)

F10



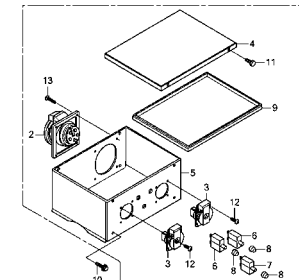
ZP4EF0107



F-1-8

CONTROL BOX(9)

F11



ZP4EF0108



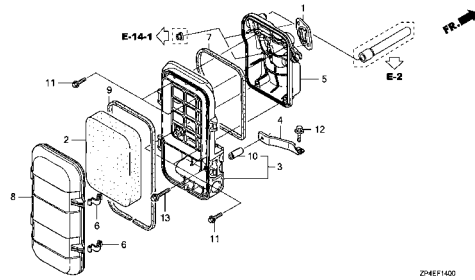
FRAME GROUP

C 5

F-14

AIR CLEANER(3)

F12

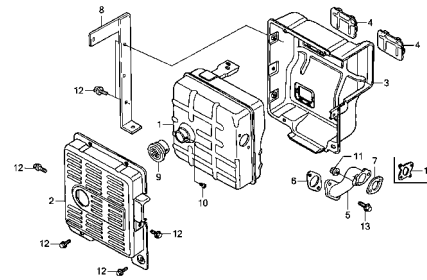


ZP4EF1400

F-15

MUFFLER(2)

F13

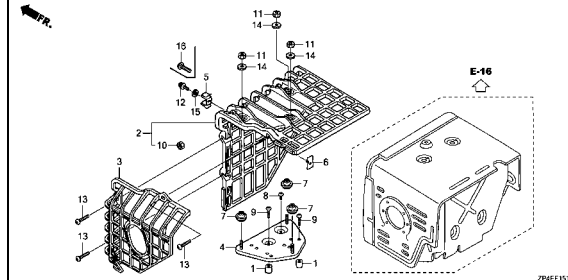


ZP4EF1500A

F-15-10

MUFFLER COVER

F14

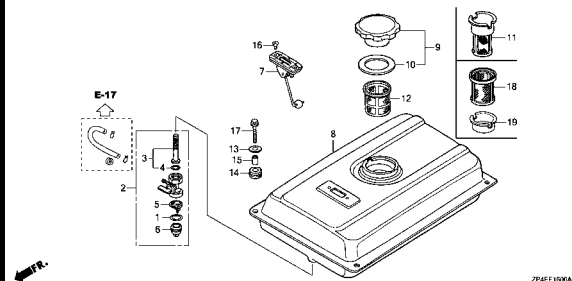


ZP4EF1510A

F-16

FUEL TANK(2)

F15

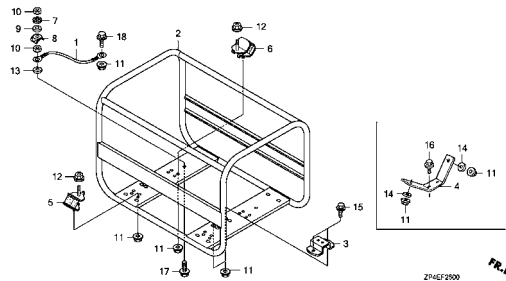


ZP4EF1600A

F-25

FRAME(1)

F16

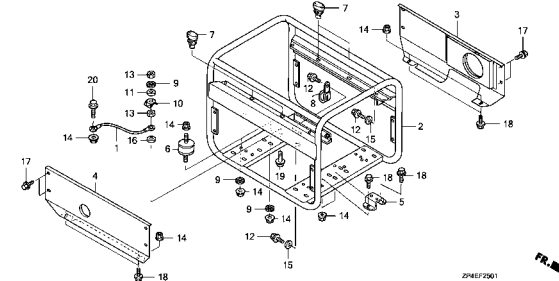


ZP4EF2500

F-25-1

FRAME(2)

G 1

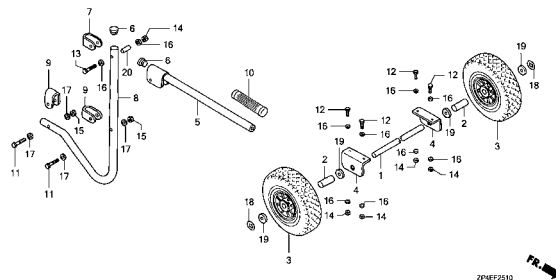


ZP4EF2501

F-25-10

HANDLE/WHEEL

G 2

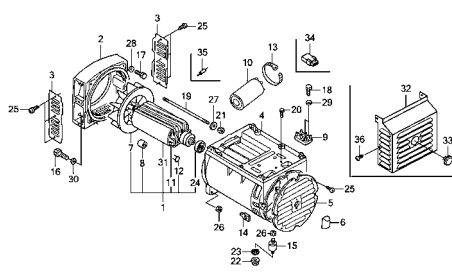


ZP4EF2510

F-29

ROTOR/STATOR(1)

G 4

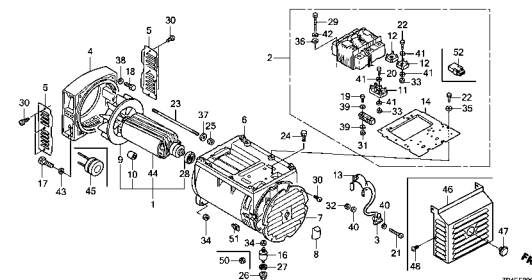


ZP4EF2900A

F-29-1

ROTOR/STATOR(2)

G 6



ZP4EF2910C

3

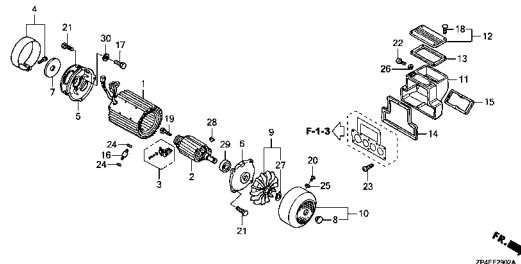
FRAME GROUP

C 6

F-29-2

ROTOR/STATOR(3)

G 9

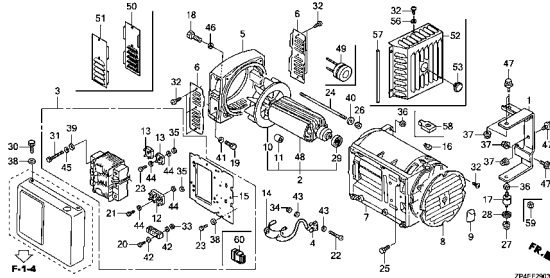


ZP4E12902A

F-29-3

ROTOR/STATOR(4)

G11

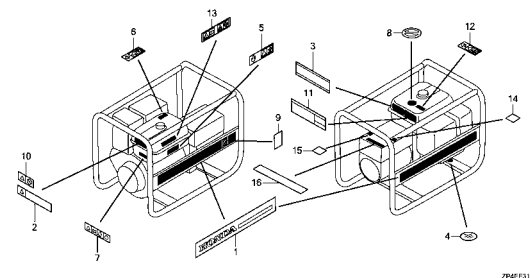


ZP4E12902B

F-31

LABEL(1)

G14

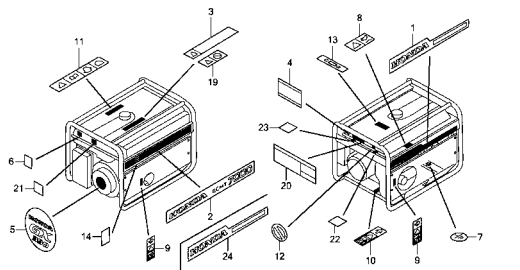


ZP4E13100B

F-31-1

LABEL(2)

G16

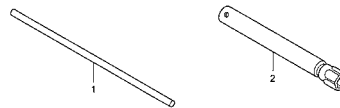


ZP4E13101B

F-32

TOOL

H 2

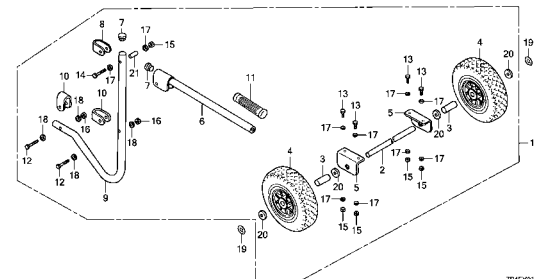


ZP4E13200

FOP-1

WHEEL KIT(1)

H 3

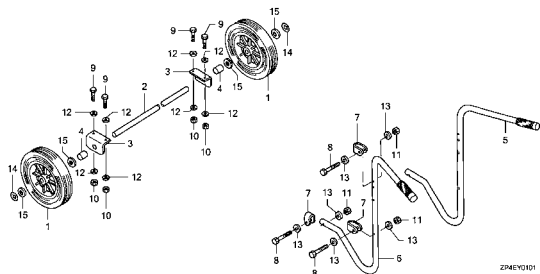


ZP4E10100A

FOP-1-1

WHEEL KIT(2)

H 4

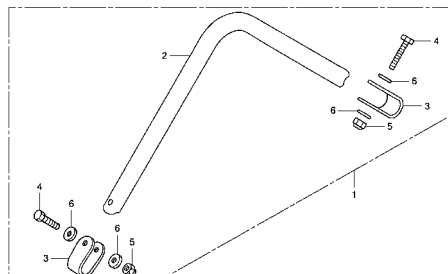


ZP4E10101

FOP-2

HANGER KIT

H 5

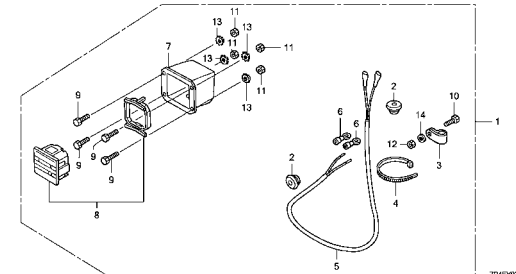


ZP4E10200

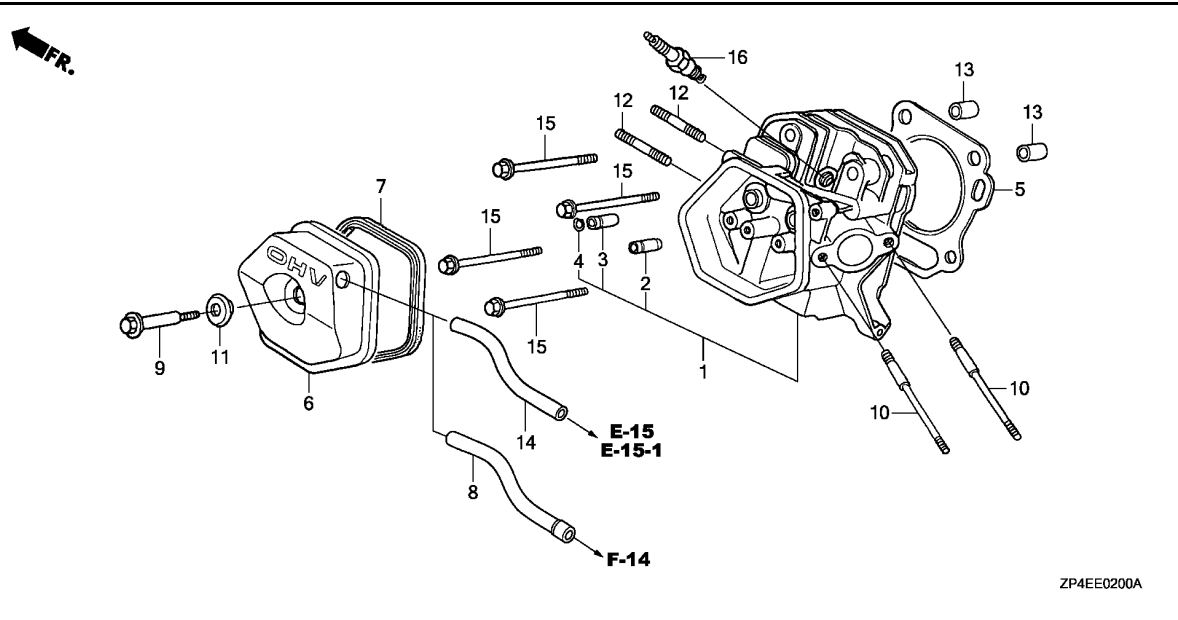
FOP-3

HOUR METER KIT

H 6



ZP4E10300

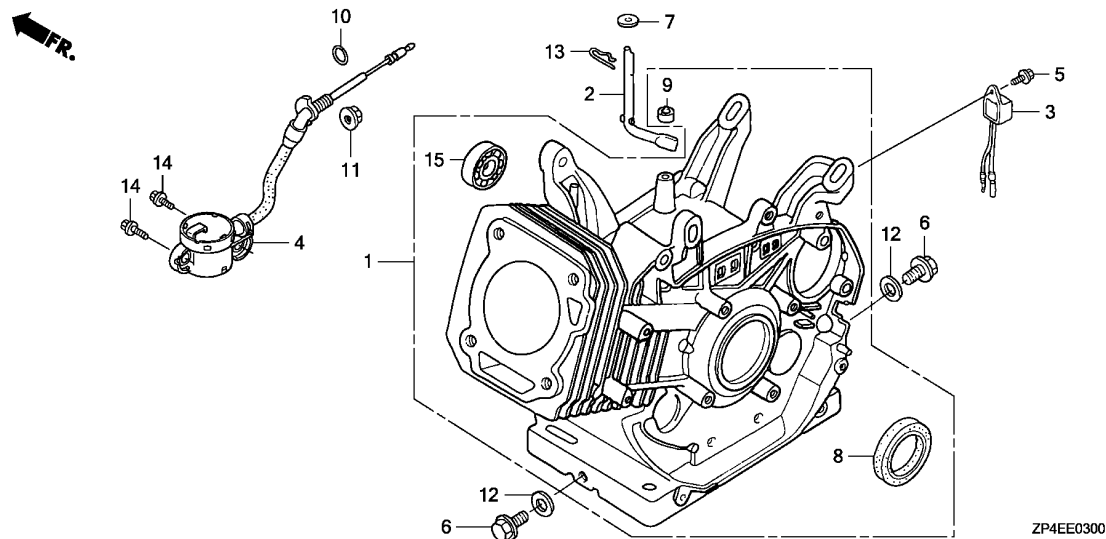


Ref. No.	L.O.N.	(Relative ref. Number) Description	F.R.T.
1	1111N3	HEAD, CYLINDERINCLUDES: Valve clearance adjustment and reface	1.7
2	1111E9	GUIDE, INTAKE VALVEINCLUDES: Valve clearance adjustment	1.5
	1111E9E	.Replace intake and exhaust all add	0.2
3	1111E8	GUIDE, EXHAUST VALVEINCLUDES: Valve clearance adjustment	1.5
	1111E8E	.Replace intake and exhaust all add	0.2
5	1111N4	GASKET, CYLINDER HEAD	1.2
6	1111D5	COVER, CYLINDER HEAD AND/OR PACKING, HEAD COVER	0.1
8	1111K5	TUBE, BREATHER	0.1
16	6141C1	PLUG, SPARKINCLUDES: Spark plug check	0.1

ZP4EE0200A

Ref. No.	Part No.	Description	Reqd. QTY								Serial No.	Parts catalogue code	
			EC 5000	EC 7000	ECT 7000	ECT 7000	ECT 7000	ECT 7000	ECMT 7000	ECMT 7000			
1	12200-Z1C-406	HEAD COMP., CYLINDER	1	-	1	-	1	-	1	-	-	-	-
	12210-Z5T-406	-	1	-	1	-	1	-	1	-	1	-
2	12204-ZE2-306	GUIDE, IN. VALVE(O.S.)	1	1	1	1	1	1	1	1	1	1	1
3	12205-ZE2-305	GUIDE, EX. VALVE(O.S.)	1	1	1	1	1	1	1	1	1	1	1
4	12216-ZE2-300	CLIP, VALVE GUIDE	1	1	1	1	1	1	1	1	1	1	1
5	12251-Z1C-801	GASKET, CYLINDER HEAD (THAI LEAKLESS)	1	-	1	-	1	-	1	-	1	-	-
	12251-Z5T-003	GASKET, CYLINDER HEAD (NIPPON LEAKLESS)	-	1	-	1	-	1	-	1	-	1	-
6	12310-ZE2-020	COVER COMP., HEAD	1	1	1	1	1	1	1	1	1	1	1
7	12391-ZE2-020	PACKING, HEAD COVER	1	1	1	1	1	1	1	1	1	1	1
8	15721-Z23-H60	TUBE, BREATHER	-	-	-	-	-	-	1	1	-	-	-
9	90014-ZE2-000	BOLT, HEAD COVER	1	-	1	-	1	-	1	-	1	-	-
	90014-Z5T-000	-	1	-	1	-	1	-	1	-	1	-
10	90042-ZE8-000	BOLT, STUD, 8X131.5	2	2	2	2	2	2	2	-	-	-	-
	90042-ZK6-D70	BOLT, STUD, 8X115	-	-	-	-	-	-	-	2	2	-	-
11	90441-ZE2-010	WASHER COMP., HEAD COVER	1	1	1	1	1	1	1	1	1	1	1
12	92900-08032-0E	BOLT, STUD, 8X32	2	2	2	2	2	2	2	2	2	2	2
13	94301-12200	DOWEL PIN, 12X20	2	2	2	2	2	2	2	2	2	2	2
14	95005-11105-30	TUBE, 11X105(95005-11001-30M)	1	-	1	-	1	-	1	-	-	-	-
	12357-Z5T-020	TUBE, BREATHER	-	1	-	1	-	1	-	1	-	1	-
15	95701-10080-00	BOLT, FLANGE, 10X80	4	4	4	4	4	4	4	4	4	4	4
16	98079-56876	PLUG, SPARK(BPR6ES)(NGK)	1	1	1	1	1	1	1	1	1	1	1
	98079-55876	PLUG, SPARK(BPR5ES)(NGK)	(1)	(1)	(1)	(1)	(1)	(1)	(1)	-	-	-	-

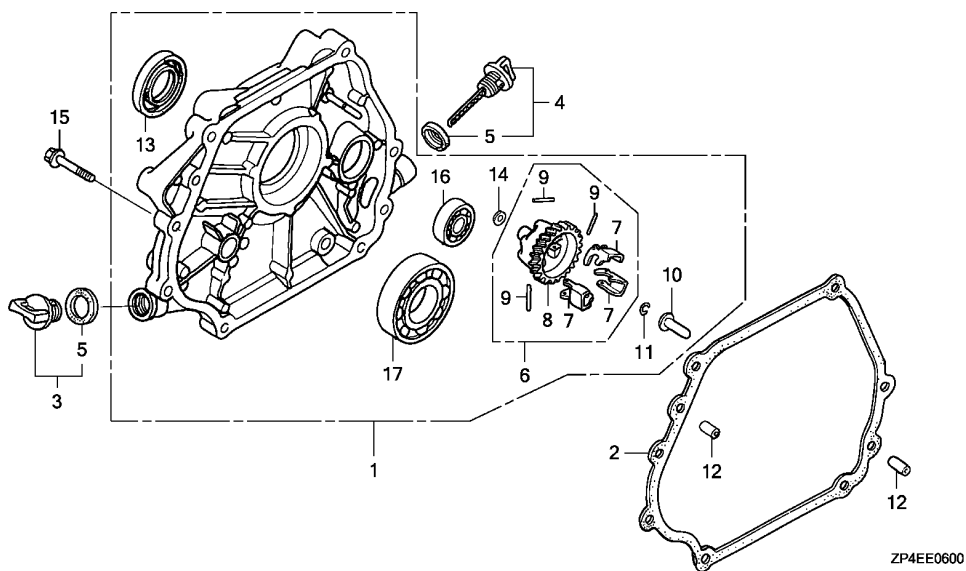




Ref. No.	L.O.N.	(Relative ref. Number) Description	F.R.T.
1	1101A0	BARREL, CYLINDERINCLUDES: Engine removal and installation	3.0
2	1161B4	SHAFT, GOVERNOR ARM	1.5
3	6151K2	ALERT UNIT, GENERATOR OIL (10)	0.2
4	6151E8	SWITCH, OIL LEVEL	1.5
8	1101E5	OIL SEAL, CRANKSHAFT :REARINCLUDES: Engine removal and installation	2.4
15	1101F5	BEARING, BALANCER WEIGHT :REAR .INCLUDES: Engine removal and installation	2.4

ZP4EE0300

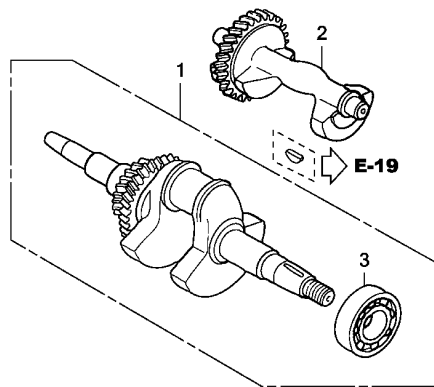
Ref. No.	Part No.	Description	Reqd. QTY								Serial No.	Parts catalogue code
			EC 5000	EC 5000	ECT 7000	ECT 7000	ECT 7000	ECT 7000	ECMT 7000	ECMT 7000		
1	12000-Z1C-407	BARREL ASSY., CYLINDER(ALERT)	1	-	1	-	1	-	1	-		
	12000-Z5T-407	-	1	-	1	-	1	-	1		
2	16541-ZE3-010	SHAFT, GOVERNOR ARM	1	1	1	1	1	1	1	1		
3	34150-ZH7-013	ALERT UNIT, OIL	1	-	1	-	1	-	1	-		
4	35480-ZF6-003	SWITCH ASSY., OIL LEVEL	1	1	1	1	1	1	1	1		
5	90013-883-000	BOLT, FLANGE, 6X12(CT200) ...	1	-	1	-	1	-	1	-		
6	90131-883-000	BOLT, DRAIN PLUG, 12X15	2	2	2	2	2	2	2	2		
7	90446-KE1-000	WASHER, 8.2X17X0.8	1	1	1	1	1	1	1	1		
8	91201-Z1C-003	OIL SEAL, 35X52X8	1	1	1	1	1	1	1	1		
9	91203-952-771	OIL SEAL, 8X14X5	1	1	1	1	1	1	1	1		
10	91353-671-004	O-RING, 14MM(NOK)	1	1	1	1	1	1	1	1		
11	94050-10000	NUT, FLANGE, 10MM	1	1	1	1	1	1	1	1		
12	94109-12000	WASHER, DRAIN PLUG, 12MM	2	2	2	2	2	2	2	2		
13	94251-10000	PIN, LOCK, 10MM	1	1	1	1	1	1	1	1		
14	95701-06012-00	BOLT, FLANGE, 6X12	2	2	2	2	2	2	2	2		
15	96100-62020-00	BEARING, RADIAL BALL, 6202 ..	1	1	1	1	1	1	1	1		



Ref. No.	L.O.N.	(Relative ref. Number) Description	F.R.T.
1	1101F1	COVER, CRANKCASE	1.2
2	1101E9	PACKING, CRANKCASE COVER	1.2
6	1161C4	GOVERNOR ASSEMBLY	1.3
8		(?)	
	1161A7	HOLDER, GOVERNOR WEIGHT	1.3
10	1161B6	SLIDER, GOVERNOR	1.3
13	1101E4	OIL SEAL, CRANKSHAFT :FRONT ..	1.3
16	1101F4	BEARING, BALANCER WEIGHT :FRONT	1.4
17	1101A4	BEARING, CRANKSHAFT :FRONT ...	1.4

Ref. No.	Part No.	Description	Reqd. QTY								Serial No.	Parts catalogue code
			EC 5000	EC 5000 K1	ECT 7000	ECT 7000 K1	ECT 7000 P	ECT 7000 P1	ECMT 7000	ECMT 7000 K1		
1	11300-Z1C-600	COVER ASSY., CRANKCASE	1	1	1	1	1	1	1	1		
2	11381-ZE3-801	PACKING, CASE COVER	1	-	1	-	1	-	1	-		
	11381-Z5T-000	PACKING, CRANKCASE COVER	-	1	-	1	-	1	-	1		
3	15600-Z0T-820	CAP ASSY., OIL FILLER	1	1	1	1	1	1	1	1		
4	15600-Z1C-000	CAP ASSY., OIL FILLER	1	1	1	1	1	1	1	1		
5	15625-Z0T-800	PACKING, OIL FILLER CAP	2	2	2	2	2	2	2	2		
6	16510-ZE3-000	GOVERNOR ASSY.	1	1	1	1	1	1	1	1		
7	16511-ZE8-000	WEIGHT, GOVERNOR	3	3	3	3	3	3	3	3		
8	16512-ZE3-000	HOLDER, GOVERNOR WEIGHT	1	1	1	1	1	1	1	1		
9	16513-ZE2-000	PIN, GOVERNOR WEIGHT	3	3	3	3	3	3	3	3		
10	16531-Z0A-000	SLIDER, GOVERNOR	1	1	1	1	1	1	1	1		
11	90602-ZE1-000	CLIP, GOVERNOR HOLDER	1	1	1	1	1	1	1	1		
12	90701-HC4-000	DOWEL PIN, 8X12	2	2	2	2	2	2	2	2		
13	91201-Z1C-003	OIL SEAL, 35X52X8	1	1	1	1	1	1	1	1		
14	94101-06800	WASHER, PLAIN, 6MM	1	1	1	1	1	1	1	1		
15	95701-08040-00	BOLT, FLANGE, 8X40	7	7	7	7	7	7	7	7		
16	96100-62020-00	BEARING, RADIAL BALL, 6202 ..	1	1	1	1	1	1	1	1		
17	96100-62070-00	BEARING, RADIAL BALL, 6207 ..	1	1	1	1	1	1	1	1		

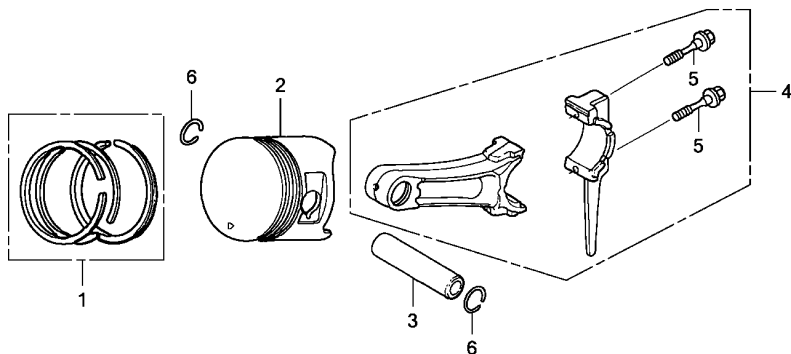




ZP4EE0700

Ref. No.	L.O.N.	(Relative ref. Number) Description	F.R.T.
1	1101F0	CRANKSHAFTINCLUDES: Engine removal and installation	2.3
2	1101D8	WEIGHT, BALANCER	1.3
3	1101A6	BEARING, CRANKSHAFT :REARINCLUDES: Engine removal and installation	2.5

Ref. No.	Part No.	Description	Reqd. QTY								Serial No.	Parts catalogue code
			EC 5000	EC 5000 K1	ECT 7000	ECT 7000 K1	ECT 7000 P	ECT 7000 P1	ECMT 7000	ECMT 7000 K1		
1	13310-ZK6-672	CRANKSHAFT COMP.	1	1	1	1	1	1	1	1		
2	13351-ZE3-010	WEIGHT, BALANCER	1	1	1	1	1	1	1	1		
3	91001-ZF6-013	BEARING, RADIAL BALL, 6207SH	1	1	1	1	1	1	1	1		

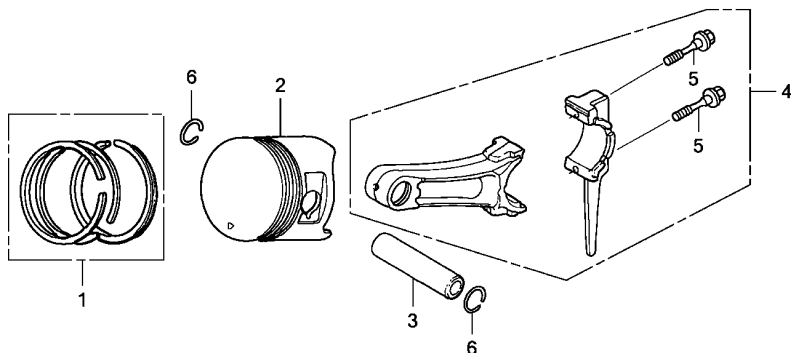


ZP4EE0800

Ref. No.	L.O.N.	(Relative ref. Number) Description	F.R.T.
2	1111R1	(1,3,4) PISTON AND/OR RING SET AND/OR BEARING AND/OR RODINCLUDES: Engine removal and installation .INCLUDES: Inspection/Measurement/Cleaning	2.4

Ref. No.	Part No.	Description	Reqd. QTY								Serial No.	Parts catalogue code
			EC 5000	EC 5000 K1	ECT 7000	ECT 7000 K1	ECT 7000 P	ECT 7000 P1	ECMT 7000	ECMT 7000 K1		
1	13010-Z1C-800	RING SET, PISTON(STD.) (RIKEN)	1	-	1	-	1	-	1	-	-----	1438369
	13011-Z1C-800	RING SET, PISTON(0.25) (RIKEN)	(1)	-	(1)	-	(1)	-	(1)	-	-----	1438369
	13012-Z1C-800	RING SET, PISTON(0.50) (RIKEN)	(1)	-	(1)	-	(1)	-	(1)	-	-----	1438369
	13013-Z1C-800	RING SET, PISTON(0.75) (RIKEN)	(1)	-	(1)	-	(1)	-	(1)	-	-----	1438369
	13010-Z5R-004	RING SET, PISTON(STD.) (TEIKOKU)	1	-	1	-	1	-	1	-	-----	1438370
	13010-Z5T-003	RING SET, PISTON(STD.) (RIKEN)	1	-	1	-	1	-	1	-	-----	1438370
	13011-Z5R-004	RING SET, PISTON(0.25) (TEIKOKU)	(1)	-	(1)	-	(1)	-	(1)	-	-----	1438370
	13011-Z5T-003	RING SET, PISTON(0.25) (RIKEN)	(1)	-	(1)	-	(1)	-	(1)	-	-----	1438370
	13012-Z5R-004	RING SET, PISTON(0.50) (TEIKOKU)	(1)	-	(1)	-	(1)	-	(1)	-	-----	1438370
	13012-Z5T-003	RING SET, PISTON(0.50) (RIKEN)	(1)	-	(1)	-	(1)	-	(1)	-	-----	1438370
	13013-Z5R-004	RING SET, PISTON(0.75) (TEIKOKU)	(1)	-	(1)	-	(1)	-	(1)	-	-----	1438370
	13013-Z5T-003	RING SET, PISTON(0.75) (RIKEN)	(1)	-	(1)	-	(1)	-	(1)	-	-----	1438370
	13010-Z5R-004	RING SET, PISTON(STD.) (TEIKOKU)	-	1	-	1	-	1	-	1	-----	
	13010-Z5T-003	RING SET, PISTON(STD.) (RIKEN)	-	1	-	1	-	1	-	1	-----	
	13011-Z5R-004	RING SET, PISTON(0.25) (TEIKOKU)	-	(1)	-	(1)	-	(1)	-	(1)	-----	
	13011-Z5T-003	RING SET, PISTON(0.25) (RIKEN)	-	(1)	-	(1)	-	(1)	-	(1)	-----	
	13012-Z5R-004	RING SET, PISTON(0.50) (TEIKOKU)	-	(1)	-	(1)	-	(1)	-	(1)	-----	
	13012-Z5T-003	RING SET, PISTON(0.50) (RIKEN)	-	(1)	-	(1)	-	(1)	-	(1)	-----	
	13013-Z5R-004	RING SET, PISTON(0.75) (TEIKOKU)	-	(1)	-	(1)	-	(1)	-	(1)	-----	
	13013-Z5T-003	RING SET, PISTON(0.75) (RIKEN)	-	(1)	-	(1)	-	(1)	-	(1)	-----	
2	13101-ZF6-W00	PISTON(STD.)	1	-	1	-	1	-	1	-	-----	1438369

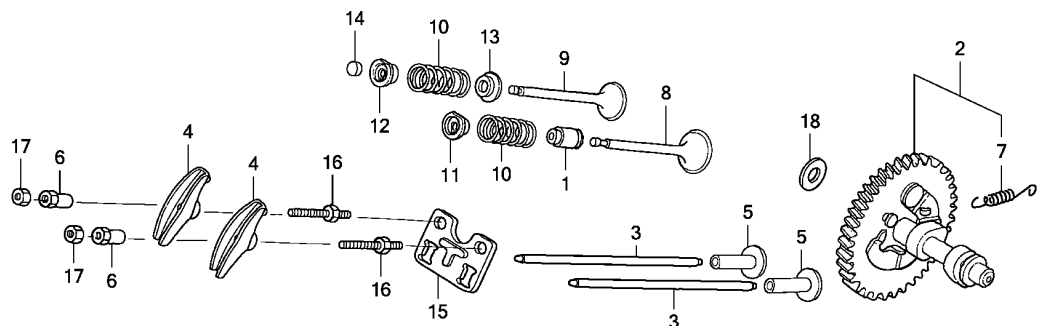




ZP4EE0800

2

Ref. No.	Part No.	Description	Reqd. QTY								Serial No.	Parts catalogue code
			EC 5000	EC 5000 K1	ECT 7000	ECT 7000 K1	ECT 7000 P	ECT 7000 P1	ECMT 7000	ECMT 7000 K1		
(2)	13102-ZF6-W00	PISTON(0.25)	(1)	-	(1)	-	(1)	-	(1)	-	-----	1438369
	13103-ZF6-W00	PISTON(0.50)	(1)	-	(1)	-	(1)	-	(1)	-	-----	1438369
	13104-ZF6-W00	PISTON(0.75)	(1)	-	(1)	-	(1)	-	(1)	-	-----	1438369
	13101-Z5T-000	PISTON(STD.)	1	-	1	-	1	-	1	-	1438370	-----
	13102-Z5T-000	PISTON(0.25)	(1)	-	(1)	-	(1)	-	(1)	-	1438370	-----
	13103-Z5T-000	PISTON(0.50)	(1)	-	(1)	-	(1)	-	(1)	-	1438370	-----
	13104-Z5T-000	PISTON(0.75)	(1)	-	(1)	-	(1)	-	(1)	-	1438370	-----
	13101-Z5T-800	PISTON(STD.)	-	1	-	1	-	1	-	1	-	-
	13102-Z5T-000	PISTON(0.25)	-	(1)	-	(1)	-	(1)	-	-	-	-
	13103-Z5T-000	PISTON(0.50)	-	(1)	-	(1)	-	(1)	-	-	-	-
	13104-Z5T-000	PISTON(0.75)	-	(1)	-	(1)	-	(1)	-	-	-	-
	13102-Z5T-800	PISTON(0.25)	-	-	-	-	-	-	-	(1)	-	-
	13103-Z5T-800	PISTON(0.50)	-	-	-	-	-	-	-	(1)	-	-
	13104-Z5T-800	PISTON(0.75)	-	-	-	-	-	-	-	(1)	-	-
3	13111-ZF6-W00	PIN, PISTON	1	-	1	-	1	-	1	-	-	-
	13111-Z5T-000	-	1	-	1	-	1	-	1	-	-
4	13200-Z1C-000	ROD ASSY., CONNECTING(STD.)	1	1	1	1	1	1	1	1	1	1
	13200-Z1C-305	ROD ASSY., CONNECTING (0.25 UNDER SIZE)	(1)	(1)	(1)	(1)	(1)	(1)	(1)	-	-	-
5	90001-ZE8-000	BOLT, CONNECTING ROD	2	2	2	2	2	2	2	2	2	2
6	90601-ZE3-000	CLIP, PISTON PIN, 20MM	2	2	2	2	2	2	2	2	2	2



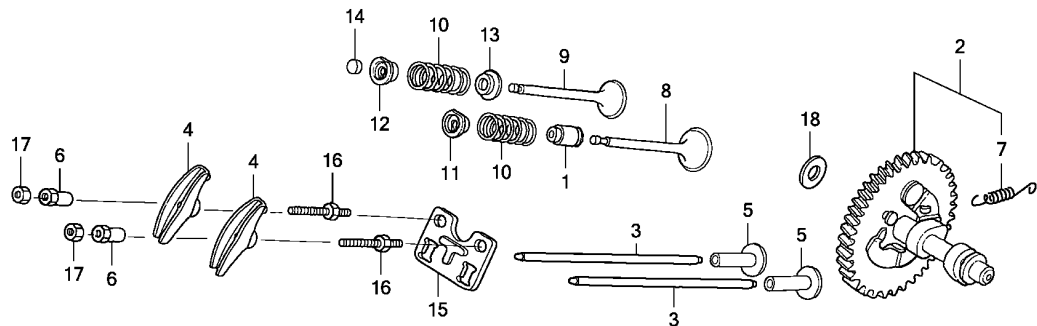
ZP4EE0900

Ref. No.	L.O.N.	(Relative ref. Number) Description	F.R.T.
1	1111K2	SEAL, INTAKE VALVE STEMINCLUDES: Valve clearance adjustment	1.2
2	1111C2	CAMSHAFT	2.1
3	1111L6	ROD, PUSH :INTAKE	0.2
		.INCLUDES: Valve clearance adjustment	
	1111L6A	.Replace exhaust push rod add	0.1
	1111L7	ROD, PUSH :EXHAUST	0.2
		.INCLUDES: Valve clearance adjustment	
	1111L7A	.Replace intake push rod add	0.1
4	1111A2	ARM, ROCKER :INTAKE	0.2
		.INCLUDES: Valve clearance adjustment	
	1111A2A	.Replace exhaust rocker arm add	0.1
	1111A1	ARM, ROCKER :EXHAUST	0.2
		.INCLUDES: Valve clearance adjustment	
	1111A1A	.Replace intake rocker arm add	0.1
5	1111L9	LIFTER, VALVE :INTAKE	2.1
+		.NOTE: Same time for two units	

Ref. No.	Part No.	Description	Reqd. QTY								Serial No.	Parts catalogue code
			EC 5000	EC 7000	ECT 7000	ECT 7000	ECT 7000	ECMT 7000	ECMT 7000	ECMT 7000		
1	12209-ZE8-003	SEAL, VALVE STEM	1	1	1	1	1	1	1	1		
2	14100-ZK6-880	CAMSHAFT ASSY.	1	-	1	-	1	-	1	-		
	14100-Z5T-820	-	1	-	1	-	1	-	1		
3	14410-ZK6-880	ROD COMP., PUSH	2	2	2	2	2	2	2	2		
4	14431-ZE2-010	ARM, VALVE ROCKER	2	2	2	2	2	2	2	2		
5	14441-ZE2-000	LIFTER, VALVE	2	2	2	2	2	2	2	2		
6	14451-ZE1-013	PIVOT, ROCKER ARM	2	2	2	2	2	2	2	2		
7	14568-ZE1-000	SPRING, WEIGHT RETURN	1	1	1	1	1	1	1	1		
8	14711-ZE3-000	VALVE, IN.	1	-	1	-	1	-	1	-		
	14711-Z5T-000	-	1	-	1	-	1	-	1		
9	14721-ZE3-000	VALVE, EX.	1	-	1	-	1	-	1	-		
	14721-Z5T-000	-	1	-	1	-	1	-	1		
10	14751-Z1C-000	SPRING, VALVE	2	2	2	2	2	2	2	2		
11	14771-ZE2-000	RETAINER, IN. VALVE SPRING ..	1	-	1	-	1	-	1	-		
	14771-Z8S-000	-	1	-	1	-	1	-	1		
12	14773-ZE2-000	RETAINER, EX. VALVE SPRING ..	1	-	1	-	1	-	1	-		
	14771-Z8S-000	RETAINER, IN. VALVE SPRING ..	-	1	-	1	-	1	-	1		
		(EXHAUST SIDE)										
13	14775-ZE2-010	SEAT, VALVE SPRING	1	1	1	1	1	1	1	1		
14	14781-ZE2-000	ROTATOR, VALVE	1	-	1	-	1	-	1	-		
15	14791-ZK6-880	GUIDE, PUSH ROD	1	1	1	1	1	1	1	1		
16	90012-ZE0-010	BOLT, PIVOT, 8MM	2	2	2	2	2	2	2	2		
17	90206-ZE1-000	NUT, PIVOT ADJUSTING	2	2	2	2	2	2	2	2		
18	90413-ZK6-880	WASHER, THRUST, 16.1MM	1	1	1	1	1	1	1	1		

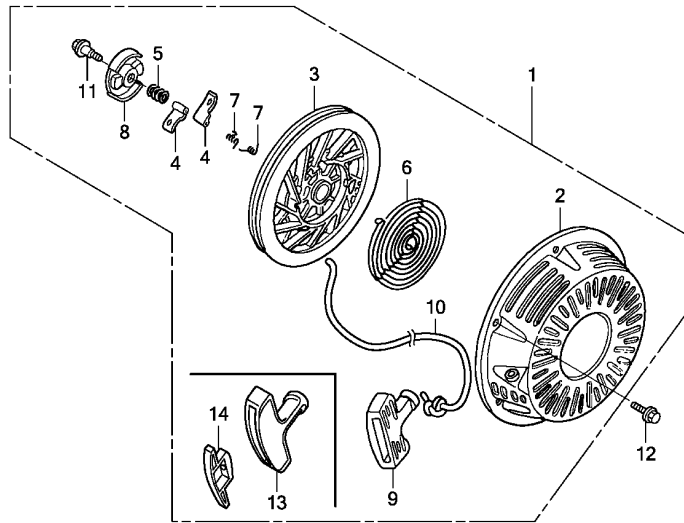


FR.



ZP4EE0900

Ref. No.	L.O.N.	(Relative ref. Number) Description	F.R.T.
+ 5	1111M0	LIFTER, VALVE :EXHAUSTNOTE: Same time for two units	2.1
8	1111L1	VALVE, INTAKE	1.3
	1111L1E	.Replace intake and exhaust all add	0.2
9	1111L0	VALVE, EXHAUST	1.3
	1111L0E	.INCLUDES: Valve clearance adjustment and reface .Replace intake and exhaust all add	0.2
10	1111P3	SPRING, VALVE :INTAKE	1.2
	1111P3A	.INCLUDES: Valve clearance adjustment .Replace intake and exhaust all add	0.1
	1111P4	SPRING, VALVE :EXHAUST	1.2
	1111P4A	.INCLUDES: Valve clearance adjustment .Replace intake and exhaust all add	0.1
14	1111J7	ROTATOR, VALVE	0.2
		.INCLUDES: Valve clearance adjustment	

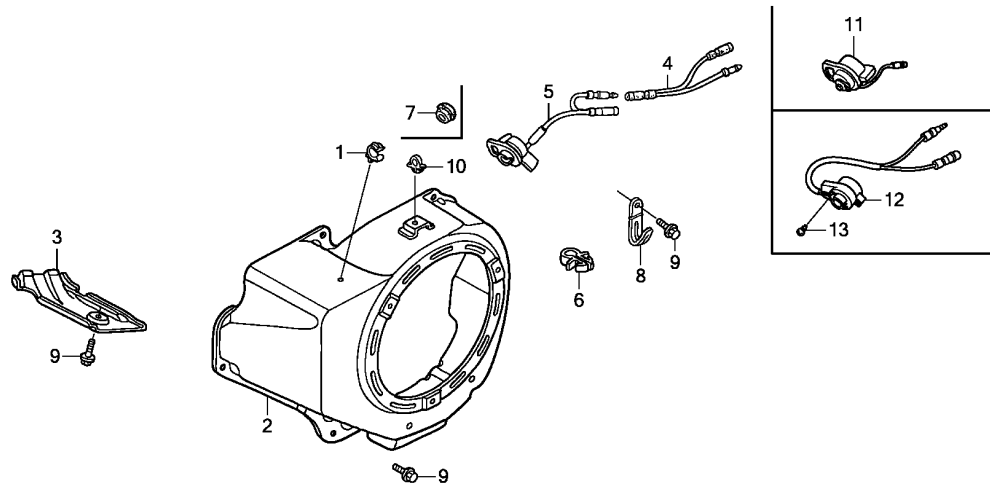


ZP4EE1100A

Ref. No.	L.O.N.	(Relative ref. Number) Description	F.R.T.
1	1121B9	STARTER, RECOIL	0.1
3	1121B1	REEL, RECOIL STARTER	0.3
4		(7)	
	1121B0	RATCHET, STARTER AND/OR SPRING, RATCHET	0.2
		.NOTE: Same time for two units	
6	1121B7	SPRING, RECOIL STARTER RETURN	0.3
8	1121B2	RETAINER, SPRING	0.2
10	1121B3	ROPE, RECOIL STARTER	0.3

Ref. No.	Part No.	Description	Reqd. QTY								Serial No.	Parts catalogue code
			EC 5000	EC 5000 K1	ECT 7000	ECT 7000 K1	ECT 7000 P	ECT 7000 P1	ECMT 7000	ECMT 7000 K1		
1	28400-ZE3-W01ZH	STARTER ASSY., RECOIL										
		NH105...MAT BLACK (#15-#20)	1	-	1	-	1	-	-	-	-	-
	28400-Z5T-013ZB	*NH1*.....BLACK	-	1	-	1	-	1	-	1	-	1
	28400-ZE3-W01ZB	*NH1*.....BLACK	-	-	-	-	-	-	-	1	-	-
2	28410-ZE3-W01ZH	CASE COMP., RECOIL STARTER										
		NH105...MAT BLACK (#15-#20)	1	-	1	-	1	-	-	-	-	-
	28410-ZE3-W01ZB	*NH1*.....BLACK	-	1	-	1	-	1	1	1	1	1
3	28421-ZE3-W01	PULLEY, RECOIL STARTER	1	1	1	1	1	1	1	1	1	1
4	28422-ZE2-W01	RATCHET, STARTER	2	2	2	2	2	2	2	2	2	2
5	28441-ZE2-W01	SPRING, FRICTION	1	1	1	1	1	1	1	1	1	1
6	28442-ZE2-W01	SPRING, STARTER RETURN	1	1	1	1	1	1	1	1	1	1
7	28443-ZE2-W01	SPRING, RATCHET	2	2	2	2	2	2	2	2	2	2
8	28444-ZE2-W01	RETAINER, SPRING	1	1	1	1	1	1	1	1	1	1
9	28461-ZE2-W02	GRIP, STARTER	1	-	1	-	1	-	1	-	1	-
10	28462-ZE3-W01	ROPE, RECOIL STARTER	1	1	1	1	1	1	1	1	1	1
11	90004-ZE2-W01	SCREW, CENTER	1	1	1	1	1	1	1	1	1	1
12	90008-ZE2-003	BOLT, FLANGE, 6X10	3	3	3	3	3	3	3	3	3	3
13	28461-Z5T-003	GRIP, STARTER	-	1	-	1	-	1	-	1	-	1
14	28463-Z5T-013	GRIP, REINFORCEMENT	-	1	-	1	-	1	-	1	-	1

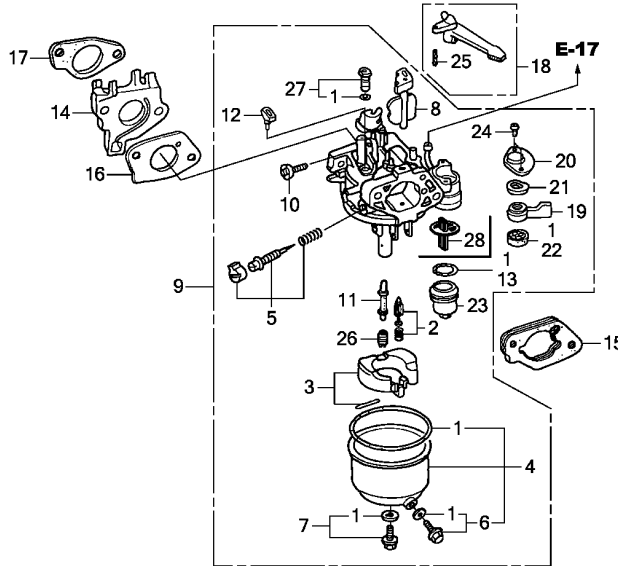




ZP4EE1200B

Ref. No.	L.O.N.	(Relative ref. Number) Description	F.R.T.
2	1141G8	COVER, ENGINE COOLING FAN	0.2
5	6151D9	(11,12) SWITCH, ENGINE STOP	0.2

Ref. No.	Part No.	Description	Reqd. QTY								Serial No.	Parts catalogue code
			EC 5000	EC 5000 K1	ECT 7000	ECT 7000 K1	ECT 7000 P	ECT 7000 P1	ECMT 7000	ECMT 7000 K1		
1	16731-ZE2-003	CLIP, TUBE	1	1	1	1	1	1	-	-		
2	19610-ZE3-W02ZE	COVER COMP., FAN										
		NH105...MAT BLACK (#15-#20)	1	-	1	-	1	-	-	-		
	19610-Z5T-810ZA	*NH1*.....BLACK	-	1	-	1	-	1	-	-		
	19610-ZK6-D70ZA	*NH1*.....BLACK	-	-	-	-	-	-	1	-		
	19610-Z5T-820ZA	*NH1*.....BLACK	-	-	-	-	-	-	-	1		
3	19631-ZE3-W00	SHROUD	1	-	1	-	1	-	1	-		
	19631-Z5T-000	-	1	-	1	-	1	-	1		
4	32197-ZH8-003	SUB HARNESS	-	-	-	-	-	-	1	-		
5	36100-ZF6-P82	SWITCH ASSY., ENGINE STOP ...	1	-	1	-	1	-	-	-	-----	1451828
6	36103-ZE1-000	HOLDER, STOP SWITCH CORD	-	-	-	-	-	-	1	-		
7	81329-567-020	GROMMET, DRAIN HOLE	-	-	-	-	-	-	1	1		
8	90010-GEO-710	CLIP, TUBE	-	-	-	-	-	-	1	-		
9	90013-883-000	BOLT, FLANGE, 6X12(CT200) ...	6	6	6	6	6	6	7	6		
10	90654-SA4-003	CLIP, WIRE HARNESS, 6MM(WHITE)	-	-	-	-	-	-	1	2		
11	35120-Z0T-851	SWITCH ASSY., ENGINE STOP ...	1	-	1	-	1	-	-	-	1451829	-----
12	35120-Z5T-003	SWITCH ASSY., ENGINE STOP ...	-	1	-	1	-	1	-	-		
13	90004-Z5T-000	SCREW, TAPPING, 3X6(PO)	-	2	-	2	-	2	-	-		

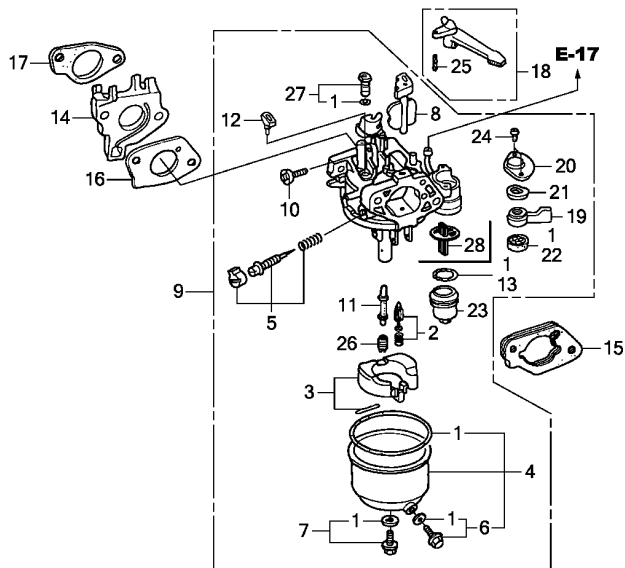


ZP4EE1400A

Ref. No.	L.O.N.	(Relative ref. Number) Description	F.R.T.
1	3111B1	GASKET SET, CARBURETOR (3)	0.4
2	3111E1	VALVE SET, FLOAT AND/OR FLOAT SET	0.3
4	3111A3	CHAMBER SET, FLOAT AND/OR GASKET, FLOAT CHAMBER	0.2
5	3111D7	SCREW SET, PILOT	0.2
9	3111F3	CARBURETOR (23)	0.2
13	3101L6	PACKING, FUEL STRAINER CUP (17)	0.2
14	3111C0	INSULATOR, CARBURETOR AND/OR PACKING, INSULATOR	0.2
15	3111D9	SPACER, CARBURETOR	0.2
16	3111C8	PACKING, CARBURETOR	0.2
18	8101F9	LEVER, CARBURETOR CHOKE (19,20,21)	0.2
22	3101C5	PACKING, FUEL COCK (11)	0.2
26	3111C3	JET, MAIN	0.3
28	3111P0	FILTER, CARBURETOR CUP	0.2

Ref. No.	Part No.	Description	Reqd. QTY								Serial No.	Parts catalogue code
			EC 5000	EC 7000	ECT 7000	ECT 7000	ECT 7000	ECMT 7000	ECMT 7000	ECMT 7000		
			K1		K1	P	P1		K1			
1	16010-ZE2-812	GASKET SET	1	1	1	1	1	1	-	-		
2	16011-ZA0-931	VALVE SET, FLOAT	1	1	1	1	1	1	-	-		
3	16013-Z1C-003	FLOAT SET	1	1	1	1	1	1	-	-		
4	16015-ZE8-005	CHAMBER SET, FLOAT	1	-	1	-	1	-	-	-		
	16015-Z5T-901		-	1	-	1	-	1	-	-		
5	16016-ZH7-W01	SCREW SET, PILOT	1	1	1	1	1	1	-	-		
6	16024-ZE1-811	SCREW SET, DRAIN	1	-	1	-	1	-	-	-		
	16024-Z5T-901		-	1	-	1	-	1	-	-		
7	16028-ZE0-005	SCREW SET	1	-	1	-	1	-	-	-		
	16028-Z5T-901		-	1	-	1	-	1	-	-		
8	16044-ZE3-W20	CHOKE SET	1	-	1	-	1	-	-	-		
	16044-Z5T-901		-	1	-	1	-	1	-	-		
9	16100-Z1C-V51	CARBURETOR ASSY.(BE85L A)	1	-	1	-	1	-	-	-		
	16100-Z5T-911	CARBURETOR ASSY.(BE88F A)	-	1	-	1	-	1	-	-		
10	16124-ZE0-005	SCREW, THROTTLE STOP	1	1	1	1	1	1	-	-		
11	16166-ZF6-V00	NOZZLE, MAIN	1	-	1	-	1	-	-	-		
	16166-Z5T-901		-	1	-	1	-	1	-	-		
12	16172-ZE3-W10	COLLAR, SETTING	1	1	1	1	1	1	-	-		
13	16173-001-004	PACKING, FUEL STRAINER CUP	1	1	1	1	1	1	-	-		
14	16211-ZF6-000	INSULATOR, CARBURETOR	1	-	1	-	1	-	-	-		
	16211-Z5T-000		-	1	-	1	-	1	-	-		
15	16220-ZA0-702	SPACER COMP., CARBURETOR	1	1	1	1	1	1	-	-		
16	16221-ZF6-800	PACKING, CARBURETOR	1	-	1	-	1	-	-	-		
	16221-Z5T-000		-	1	-	1	-	1	-	-		
17	16223-ZE3-W00	PACKING, INSULATOR	1	-	1	-	1	-	-	-		
	16212-Z5T-000	PACKING, CARBURETOR INSULATOR	-	1	-	1	-	1	-	-		





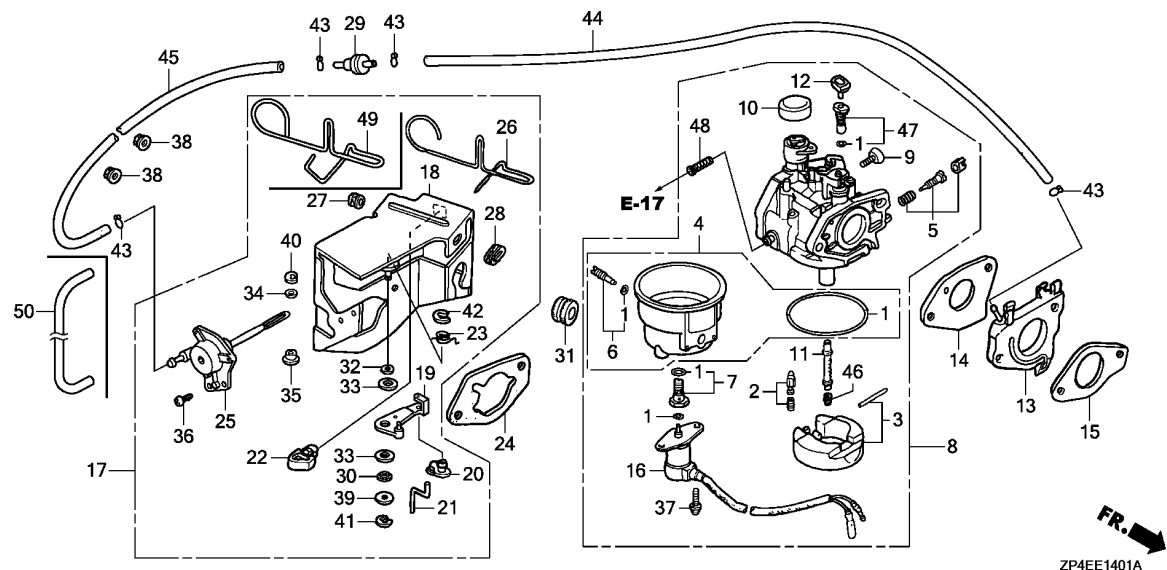
ZP4EE1400A

Ref. No.	Part No.	Description	Reqd. QTY							Serial No.	Parts catalogue code	
			EC 5000	EC 5000 K1	EC 7000	ECT 7000 K1	ECT 7000 P	ECT 7000 P1	ECMT 7000			ECMT 7000 K1
18	16610-ZE1-000	LEVER COMP., CHOKE(STD.)	1	1	1	1	1	1	-	-		
19	16953-ZE1-812	LEVER, COCK	1	1	1	1	1	1	-	-		
20	16954-ZE1-812	PLATE, LEVER SETTING	1	1	1	1	1	1	-	-		
21	16956-ZE1-811	SPRING, COCK LEVER	1	1	1	1	1	1	-	-		
22	16957-ZE1-812	PACKING, FUEL COCK	1	1	1	1	1	1	-	-		
23	16967-ZE0-811	CUP, FUEL STRAINER	1	1	1	1	1	1	-	-		
24	93500-03006-1H	SCREW, PAN, 3X6	2	2	2	2	2	2	-	-		
25	94305-20122	PIN, SPRING, 2X12	1	1	1	1	1	1	-	-		
26	99101-ZH8-0900	JET, MAIN, #90	(1)	-	(1)	-	(1)	-	-	-		
	99101-ZH8-0920	JET, MAIN, #92	(1)	-	(1)	-	(1)	-	-	-		
	99101-ZH8-0950	JET, MAIN, #95	1	-	1	-	1	-	-	-		
	99101-ZH8-0980	JET, MAIN, #98	-	(1)	-	(1)	-	(1)	-	-		
	99101-ZH8-1020	JET, MAIN, #102	-	(1)	-	(1)	-	(1)	-	-		
	99101-ZH8-1050	JET, MAIN, #105	-	1	-	1	-	1	-	-		
27	99204-ZA0-0450	JET SET, PILOT, #45	1	-	1	-	1	-	-	-		
	99204-ZE0-0380	JET SET, PILOT, #38	-	1	-	1	-	1	-	-		
28	16959-Z5T-901	FILTER, CUP	-	1	-	1	-	1	-	-		

E-14-1

CARBURETOR(2)

D13



Ref. No.	L.O.N.	(Relative ref. Number) Description	F.R.T.
1	3111B1	GASKET SET, CARBURETOR	0.6
2	3111E1	VALVE SET, FLOAT AND/OR FLOAT SET	0.5
4	3111M2	CHAMBER SET, FLOAT AND/OR GASKET, FLOAT CHAMBER(A)	0.4
5	3111D7	SCREW SET, PILOT	0.2
8	3111F3	CARBURETOR	0.4
13	3111C0	INSULATOR, CARBURETOR AND/OR PACKING, INSULATOR	0.5
14	3111C8	PACKING, CARBURETOR	0.5
16	6211C0	VALVE, CARBURETOR SOLENOID	0.4
17	8101R1	STAY, MANUAL CHOKE	0.3
24	3121D9	PACKING, AIR CLEANER	0.3
25	3111A7	DIAPHRAGM, CARBURETOR	0.4
29	311175	VALVE, DASHPOT CHECK	0.1
46	3111G4	JET, MAIN(A)	0.5
48	3111T4	SCREEN, CARBURETOR FUEL STRAINER	0.4

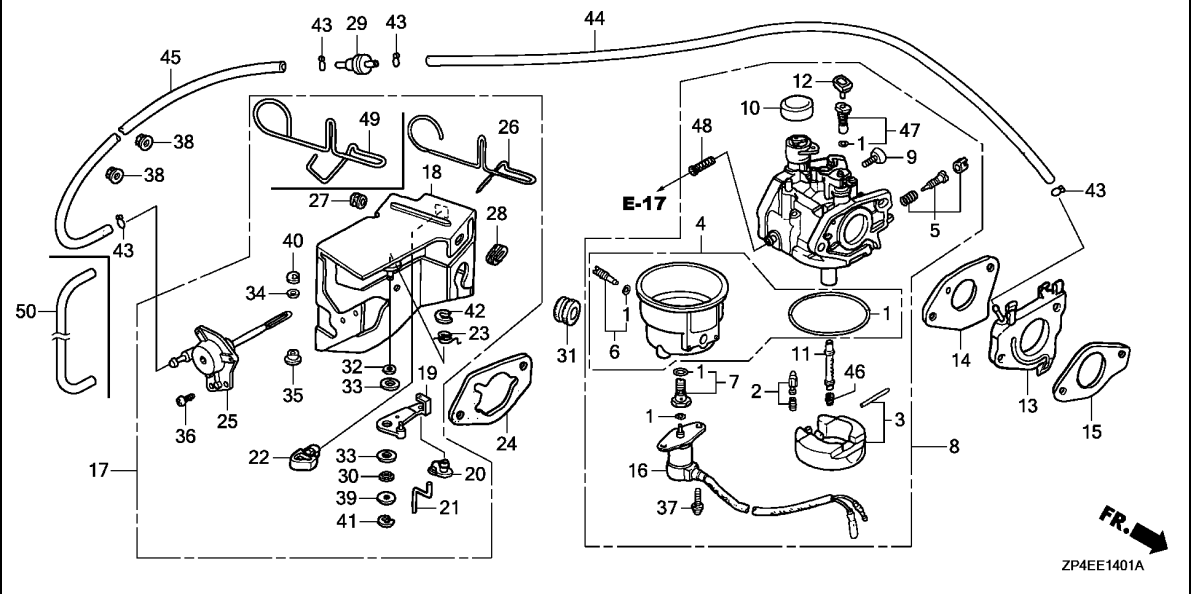
Ref. No.	Part No.	Description	Reqd. QTY								Serial No.	Parts catalogue code
			EC 5000	EC 7000	ECT 7000	ECT 7000	ECT 7000	ECT 7000	ECMT 7000	ECMT 7000		
1	16010-ZE3-701	GASKET SET	-	-	-	-	-	-	1	1		
2	16011-ZA0-931	VALVE SET, FLOAT	-	-	-	-	-	-	1	1		
3	16013-Z1C-003	FLOAT SET	-	-	-	-	-	-	1	1		
4	16015-ZA0-931	CHAMBER SET, FLOAT	-	-	-	-	-	-	1	1		
5	16016-ZH8-W01	SCREW SET	-	-	-	-	-	-	1	1		
6	16024-124-761	SCREW SET, DRAIN	-	-	-	-	-	-	1	-		
	16024-124-760		-	-	-	-	-	-	-	1		
7	16028-ZA0-931	SCREW SET	-	-	-	-	-	-	1	1		
8	16100-Z1C-741	CARBURETOR ASSY. (BE87K A)	-	-	-	-	-	-	1	-		
	16100-Z1C-F31	CARBURETOR ASSY. (BE95C A)	-	-	-	-	-	-	-	1		
9	16124-ZE0-005	SCREW, THROTTLE STOP	-	-	-	-	-	-	1	1		
10	16148-141-881	CAP, CHOKE DUST	-	-	-	-	-	-	1	1		
11	16166-ZF6-005	NOZZLE, MAIN	-	-	-	-	-	-	1	-		
	16166-Z5T-U41		-	-	-	-	-	-	-	1		
12	16172-ZE3-W10	COLLAR, SETTING	-	-	-	-	-	-	1	1		
13	16211-ZF6-D40	INSULATOR, CARBURETOR	-	-	-	-	-	-	1	-		
	16211-ZBH-700		-	-	-	-	-	-	-	1		
14	16221-ZF6-800	PACKING, CARBURETOR	-	-	-	-	-	-	1	-		
	16221-Z5T-000		-	-	-	-	-	-	-	1		
15	16223-ZE3-W00	PACKING, INSULATOR	-	-	-	-	-	-	1	-		
	16212-Z5T-000	PACKING, CARBURETOR INSULATOR	-	-	-	-	-	-	-	1		
16	16230-ZE3-702	VALVE ASSY., SOLENOID	-	-	-	-	-	-	1	1		
17	16260-ZE2-723	STAY ASSY., MANUAL CHOKE	-	-	-	-	-	-	1	-		
	16260-ZE3-D22		-	-	-	-	-	-	-	1		
18	16261-ZE2-702	STAY COMP., SOLENOID	-	-	-	-	-	-	1	1		
19	16262-ZE2-711	LEVER, CHOKE	-	-	-	-	-	-	1	1		

2

E-14-1

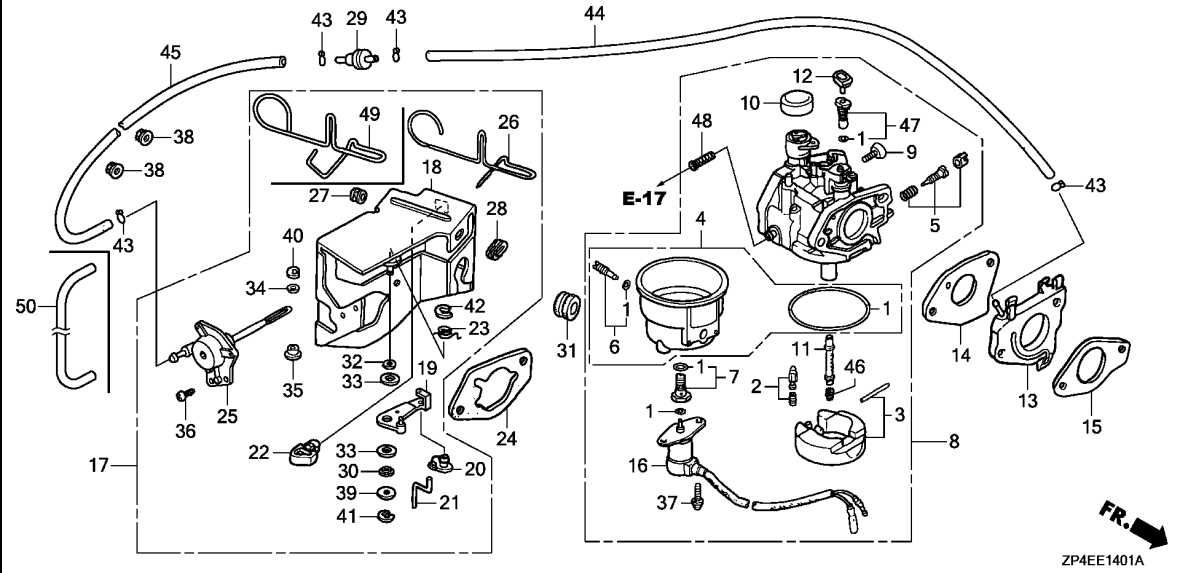
CARBURETOR(2)

D14



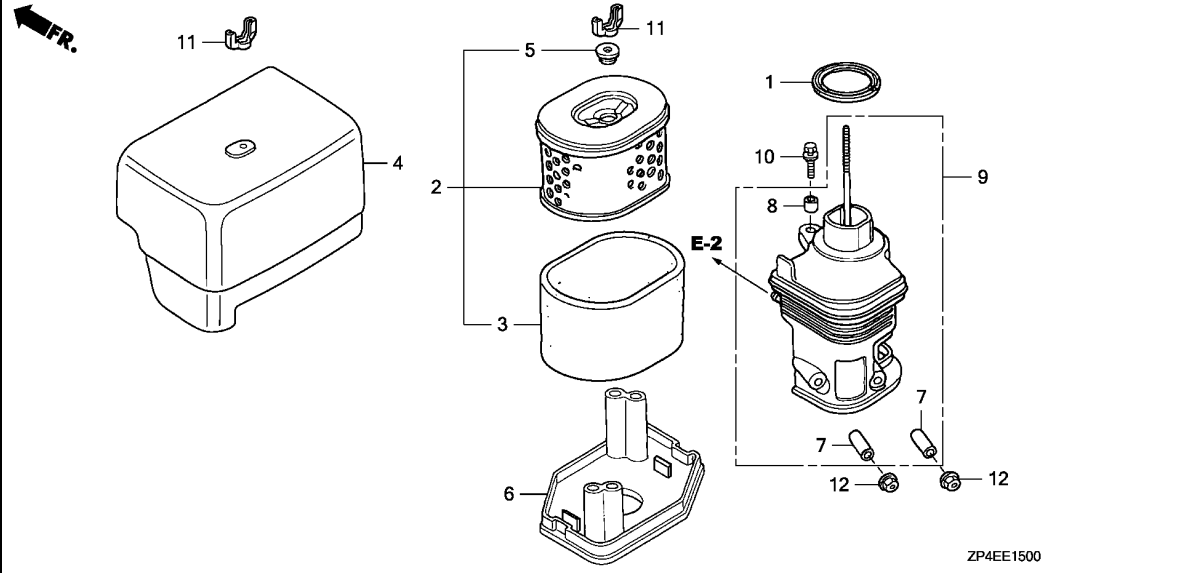
Ref. No.	Part No.	Description	Reqd. QTY								Serial No.	Parts catalogue code
			EC 5000	EC 5000	ECT 7000	ECT 7000	ECT 7000	ECT 7000	ECMT 7000	ECMT 7000		
20	16263-ZA0-000	JOINT, ROD	-	-	-	-	-	-	1	1		
21	16264-ZE2-701	ROD, CHOKE	-	-	-	-	-	-	1	1		
22	16265-ZE2-721	STOPPER, CHOKE ROD	-	-	-	-	-	-	1	1		
23	16268-ZE2-721	SPRING, MANUAL CHOKE	-	-	-	-	-	-	1	1		
24	16269-ZA0-800	PACKING, AIR CLEANER	-	-	-	-	-	-	1	1		
25	16400-ZE2-704	DIAPHRAGM ASSY.	-	-	-	-	-	-	1	1		
26	16611-ZE2-711	ROD, CHOKE CONTROL	-	-	-	-	-	-	1	-		
27	16613-893-000	GROMMET, CHOKE ROD	-	-	-	-	-	-	1	1		
28	16615-893-000	GUIDE, CHOKE ROD	-	-	-	-	-	-	1	1		
29	36135-ZF6-D41	VALVE, DASHPOT CHECK	-	-	-	-	-	-	1	1		
30	53149-964-003	BUSH, ARM PIVOT	-	-	-	-	-	-	1	1		
31	88911-MJ3-000	GROMMET, FENDER	-	-	-	-	-	-	1	1		
32	90431-ZE2-700	WASHER, CHOKE LEVER	-	-	-	-	-	-	1	1		
33	90432-ZE2-700	SEAL, CHOKE LEVER	-	-	-	-	-	-	2	2		
34	90433-ZE2-700	WASHER, THRUST, 2.7X8	-	-	-	-	-	-	1	1		
35	90434-ZE2-700	COLLAR, LEVER	-	-	-	-	-	-	1	1		
36	93500-05012-0A	SCREW, PAN, 5X12	-	-	-	-	-	-	2	2		
37	93892-05012-18	SCREW-WASHER, 5X12	-	-	-	-	-	-	2	2		
38	94050-06000	NUT, FLANGE, 6MM	-	-	-	-	-	-	2	2		
39	94103-05000	WASHER, PLAIN, 5MM	-	-	-	-	-	-	1	1		
40	94540-02010	E-RING, 2MM	-	-	-	-	-	-	1	1		
41	94540-04010	E-RING, 4MM	-	-	-	-	-	-	1	1		
42	94540-07010	E-RING, 7MM	-	-	-	-	-	-	1	1		
43	95002-02070	CLIP, TUBE(B7)	-	-	-	-	-	-	4	4		

2



Ref. No.	Part No.	Description	Reqd. QTY								Serial No.	Parts catalogue code
			EC 5000	EC 5000	ECT 7000	ECT 7000	ECT 7000	ECT 7000	ECMT 7000	ECMT 7000		
44	95005-35075-10	TUBE, 3.5X75(95005-35001-10M)	-	-	-	-	-	-	1	1		
45	95005-35130-10	TUBE, 3.5X130(95005-35001-10M)	-	-	-	-	-	-	1	-		
46	99101-ZH8-1000	JET, MAIN, #100	-	-	-	-	-	-	(1)	(1)		
	99101-ZH8-1020	JET, MAIN, #102	-	-	-	-	-	-	1	1		
	99101-ZH8-0980	JET, MAIN, #98	-	-	-	-	-	-	(1)	-		
	99101-ZH8-0950	JET, MAIN, #95	-	-	-	-	-	-	-	(1)		
47	99204-ZA0-0450	JET SET, PILOT, #45	-	-	-	-	-	-	1	1		
48	16176-Z2G-D51	SCREEN, FUEL STRAINER	-	-	-	-	-	-	-	1		
49	16611-ZE3-D21	ROD, CHOKE CONTROL	-	-	-	-	-	-	-	1		
50	16882-Z1C-F30	TUBE, DIAPHRAGM	-	-	-	-	-	-	-	1		





Ref. No.	L.O.N.	(Relative ref. Number) Description	F.R.T.
1	3121E1	PACKING, ELBOW	0.1
2	3121B8	ELEMENT, AIR CLEANER	0.1
		.INCLUDES: Air cleaner element -inspection	
3	3121C1	FILTER, OUTER	0.1
		.INCLUDES: Outer filter-inspection	
6	3121D6	NOSE, SILENCER	0.1
9	3121B4	ELBOW, AIR CLEANER	0.1

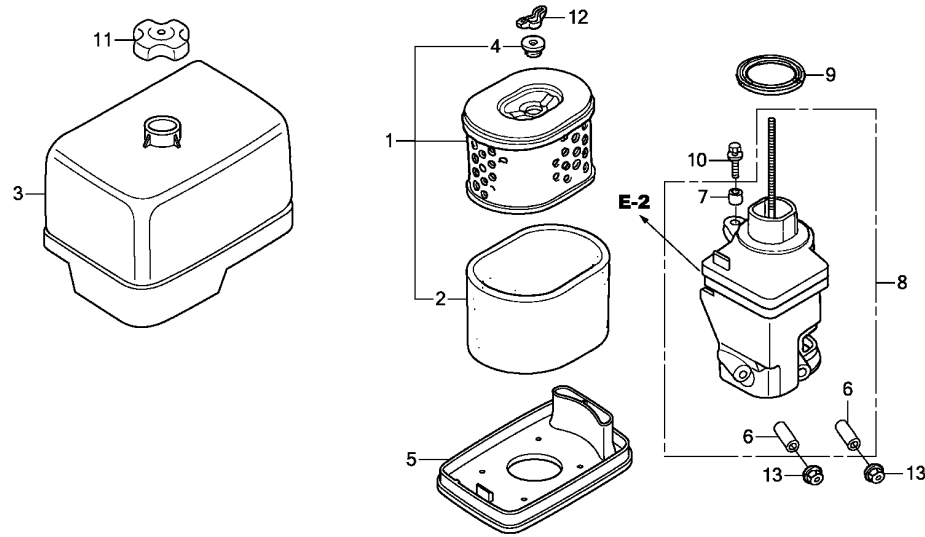
Ref. No.	Part No.	Description	Reqd. QTY								Serial No.	Parts catalogue code
			EC 5000	EC 5000 K1	ECT 7000	ECT 7000 K1	ECT 7000 P	ECT 7000 P1	ECMT 7000	ECMT 7000 K1		
1	16271-ZE2-010	PACKING, ELBOW	1	-	1	-	1	-	-	-	-	-
2	17210-ZE3-010	ELEMENT, AIR CLEANER	1	-	1	-	1	-	-	-	-	-
3	17218-ZE3-000	FILTER, OUTER	1	-	1	-	1	-	-	-	-	-
4	17231-ZE3-W01	COVER, AIR CLEANER	1	-	1	-	1	-	-	-	-	-
5	17232-891-000	GROMMET, AIR CLEANER	1	-	1	-	1	-	-	-	-	-
6	17235-ZH9-N01	NOSE, SILENCER	1	-	1	-	1	-	-	-	-	-
7	17238-ZE2-310	COLLAR, AIR CLEANER	2	-	2	-	2	-	-	-	-	-
8	17239-ZE1-000	COLLAR B, AIR CLEANER	1	-	1	-	1	-	-	-	-	-
9	17410-ZH9-N00	ELBOW COMP., AIR CLEANER	1	-	1	-	1	-	-	-	-	-
10	90009-Z1C-000	BOLT-WASHER, 6X22	1	-	1	-	1	-	-	-	-	-
11	90325-044-000	NUT, TOOL BOX SETTING	2	-	2	-	2	-	-	-	-	-
12	94050-06000	NUT, FLANGE, 6MM	2	-	2	-	2	-	-	-	-	-

E-15-1

AIR CLEANER(2)

E 1

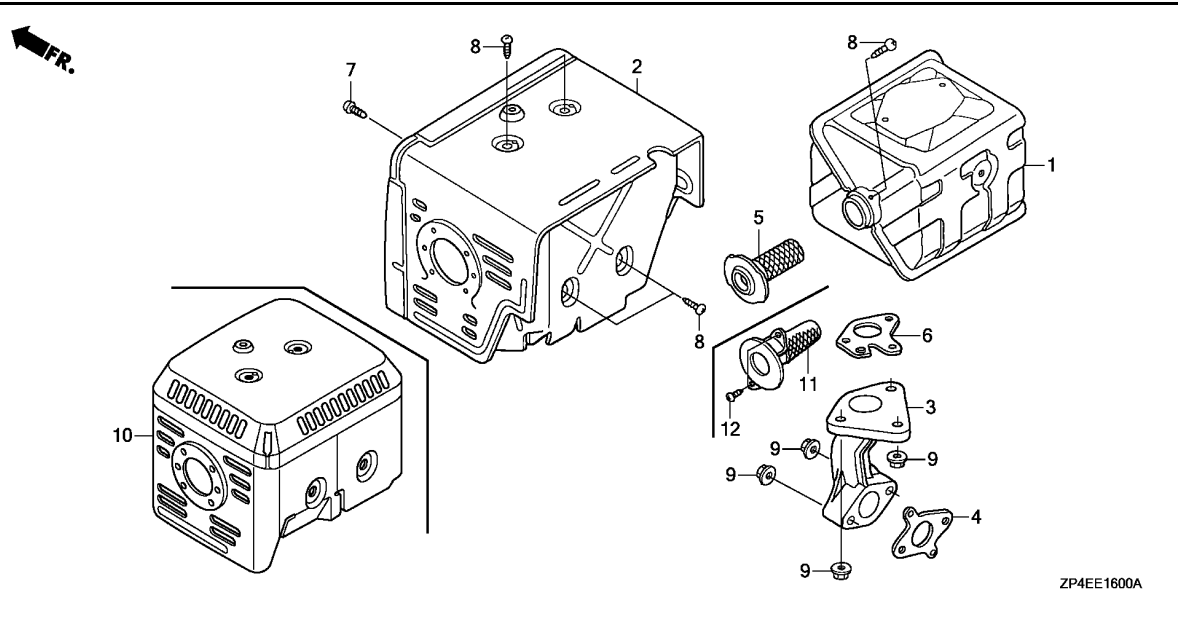
FR.



Ref. No.	L.O.N.	(Relative ref. Number) Description	F.R.T.
1	3121B8	ELEMENT, AIR CLEANERINCLUDES: Air cleaner element -inspection	0.1
2	3121C1	FILTER, OUTERINCLUDES: Outer filter-inspection	0.1
5	3121D6	NOSE, SILENCER	0.1
8	3121B4	ELBOW, AIR CLEANER	0.1
9	3121R3	PACKING, AIR CLEANER CASE	0.1

Ref. No.	Part No.	Description	Reqd. QTY							Serial No.	Parts catalogue code	
			EC 5000	EC 5000 K1	ECT 7000	ECT 7000 K1	ECT 7000 P	ECT 7000 P1	ECMT 7000			ECMT 7000 K1
1	17210-ZE3-010	ELEMENT, AIR CLEANER	-	1	-	1	-	1	-	-	-	-
2	17218-ZE3-000	FILTER, OUTER	-	1	-	1	-	1	-	-	-	-
3	17231-Z5T-000	COVER, AIR CLEANER CASE	-	1	-	1	-	1	-	-	-	-
4	17232-891-000	GROMMET, AIR CLEANER	-	1	-	1	-	1	-	-	-	-
5	17235-Z5T-000	NOSE, SILENCER	-	1	-	1	-	1	-	-	-	-
6	17238-ZE2-310	COLLAR, AIR CLEANER	-	2	-	2	-	2	-	-	-	-
7	17239-ZE1-000	COLLAR B, AIR CLEANER	-	1	-	1	-	1	-	-	-	-
8	17410-Z5T-010	ELBOW COMP., AIR CLEANER	-	1	-	1	-	1	-	-	-	-
9	17417-Z5T-000	PACKING, AIR CLEANER CASE	-	1	-	1	-	1	-	-	-	-
10	90009-Z1C-000	BOLT-WASHER, 6X22	-	1	-	1	-	1	-	-	-	-
11	90202-Z2E-000	NUT, AIR CLEANER COVER	-	1	-	1	-	1	-	-	-	-
12	90325-044-000	NUT, TOOL BOX SETTING	-	1	-	1	-	1	-	-	-	-
13	94050-06000	NUT, FLANGE, 6MM	-	2	-	2	-	2	-	-	-	-

2



Ref. No.	L.O.N.	(Relative ref. Number) Description	F.R.T.
1	3131C5	MUFFLER, EXHAUST (10)	0.2
2	3131D6	PROTECTOR, EXHAUST MUFFLER	0.2
3	3131C9	PIPE, EXHAUST	0.2
4	3131B5	GASKET, EXHAUST PIPE	0.2
5	3131A1	ARRESTER, SPARK .INCLUDES: Spark arrester check	0.2
6	3131B4	GASKET, EXHAUST MUFFLER	0.2

ZP4EE1600A

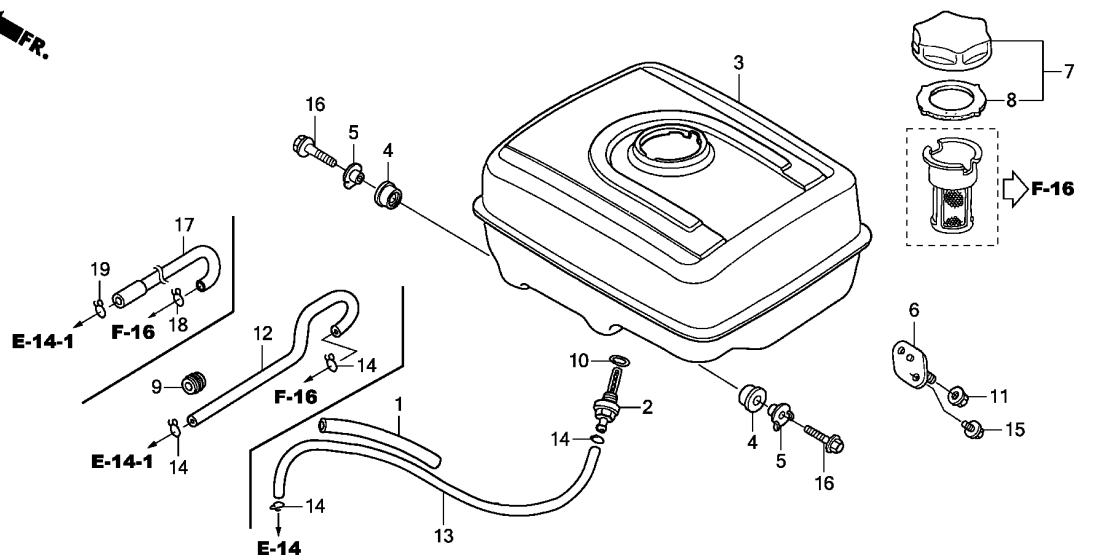
Ref. No.	Part No.	Description	Reqd. QTY								Serial No.	Parts catalogue code
			EC 5000	EC 5000 K1	EC 7000	ECT 7000 K1	ECT 7000 P	ECT 7000 P1	ECMT 7000	ECMT 7000 K1		
1	18310-ZK6-880	MUFFLER COMP.	1	-	1	-	1	-	-	-	-	-
	18310-Z5T-000	-	1	-	1	-	1	-	-	-	-
2	18320-ZF6-W01	PROTECTOR COMP., MUFFLER (100DB)	1	-	1	-	1	-	-	-	-	-
3	18330-ZE2-W00	PIPE, EX.	1	-	1	-	1	-	-	-	-	-
	18331-Z5T-000	-	1	-	1	-	1	-	-	-	-
4	18333-ZF6-W01	GASKET, EX. PIPE	1	1	1	1	1	1	-	-	-	-
5	18355-ZE2-W00	ARRESTER, SPARK	1	-	1	-	1	-	-	-	-	-
6	18381-ZE2-W10	GASKET, MUFFLER (ARRESTER) (NIPPON LEAKLESS)	1	1	1	1	1	1	-	-	-	-
	18381-Z8S-801	GASKET, MUFFLER (ARRESTER) (THAI LEAKLESS)	-	1	-	1	-	1	-	-	-	-
7	90006-ZE2-000	SCREW, TAPPING, 6X10	1	1	1	1	1	1	-	-	-	-
8	90050-ZE1-000	SCREW, TAPPING, 5X8	5	4	5	4	5	4	-	-	-	-
9	94050-08000	NUT, FLANGE, 8MM	5	5	5	5	5	5	-	-	-	-
10	18320-Z5T-800	PROTECTOR COMP., MUFFLER (100DB)	-	1	-	1	-	1	-	-	-	-
11	18350-Z5T-800	ARRESTER COMP., SPARK	-	1	-	1	-	1	-	-	-	-
12	90050-ZE1-000	SCREW, TAPPING, 5X8	-	2	-	2	-	2	-	-	-	-

E-17

FUEL TANK(1)

E 3

FR.

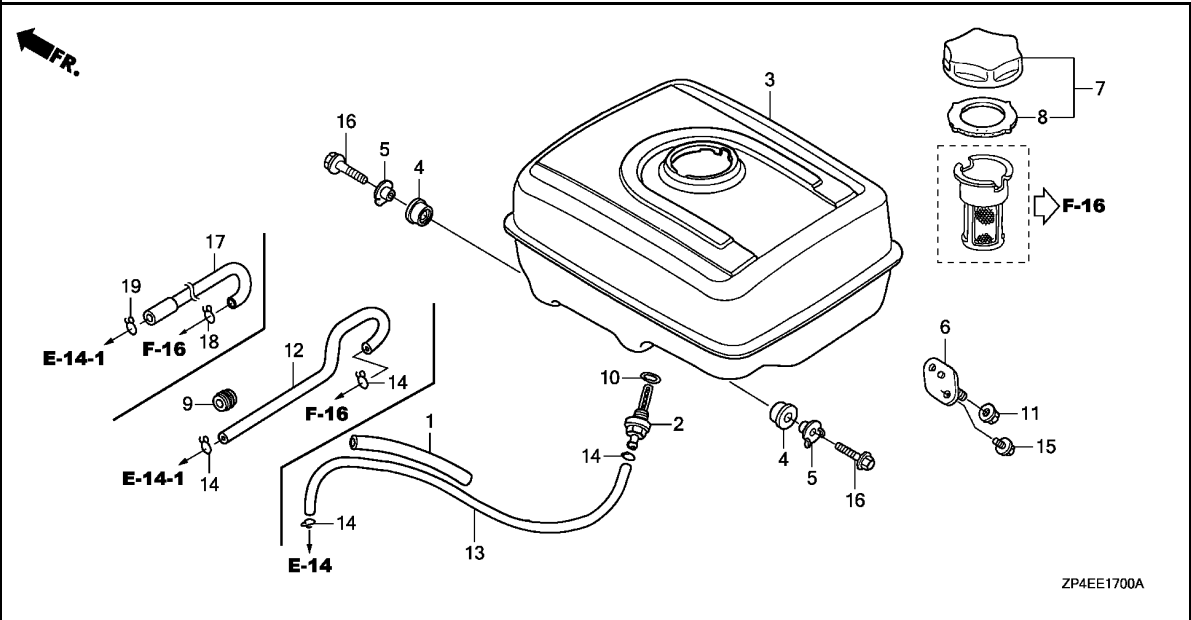


ZP4EE1700A

Ref. No.	L.O.N.	(Relative ref. Number) Description	F.R.T.
2		(10)	
3101H6		JOINT, FUEL STRAINER	0.2
3101H7		TANK, FUEL	0.3
3101F6		TUBE, FUEL	0.2

Ref. No.	Part No.	Description	Reqd. QTY								Serial No.	Parts catalogue code
			EC 5000	EC 5000 K1	EC 7000	ECT 7000 K1	ECT 7000 P	ECT 7000 P1	ECMT 7000	ECMT 7000 K1		
1	16854-ZH8-000	RUBBER, SUPPORTER(107MM)	1	1	1	1	1	1	-	-		
2	16955-ZE1-000	JOINT, FUEL TANK	1	-	1	-	1	-	-	-		
	16955-ZE1-010	-	1	-	1	-	1	-	-		
3	17510-ZK6-881ZD	TANK COMP., FUEL										
	R280POWER RED	1	-	1	-	1	-	-	-		
	17510-Z5T-800ZD	*R280*.....POWER RED	-	1	-	1	-	1	-	-		
4	17532-ZK6-880	RUBBER A, TANK MOUNTING	2	-	2	-	2	-	-	-	1522651	1522650
	17532-ZK6-881	2	-	2	-	2	-	-	-	1522651	1522650
			-	2	-	2	-	2	-	-		
5	17534-ZK6-880	NUT, TANK MOUNTING	2	-	2	-	2	-	-	-	1522651	1522650
	17534-ZK6-881	2	-	2	-	2	-	-	-	1522651	1522650
			-	2	-	2	-	2	-	-		
6	17536-ZK6-880	RUBBER COMP., TANK MOUNTING ..	2	2	2	2	2	2	-	-		
7	17620-ZE1-H02	CAP COMP., FUEL FILLER	1	-	1	-	1	-	-	-	1383316	1383316
	17620-ZE1-H03	1	-	1	-	1	-	-	-	1383317	1383317
			-	1	-	1	-	1	-	-		
8	17631-329-003	PACKING, FUEL FILLER CAP (39X58X3)	1	1	1	1	1	1	-	-		
9	90854-ZB2-000	RUBBER, FUEL(9X15X10)	-	-	-	-	-	-	1	-		
	90854-ZB3-000	RUBBER, FUEL(9X15X20)	-	-	-	-	-	-	1	-		
10	91353-671-004	O-RING, 14MM(NOK)	1	1	1	1	1	1	-	-		
11	94050-08000	NUT, FLANGE, 8MM	2	2	2	2	2	2	-	-		
12	95001-45180-40	TUBE, FUEL, 4.5X180 (95001-45001-60M)	-	-	-	-	-	-	1	-		
13	95001-45235-40	TUBE, FUEL, 4.5X235 (95001-45001-60M)	1	1	1	1	1	1	-	-		
14	95002-02080	CLIP, TUBE(B8)	2	2	2	2	2	2	2	-		

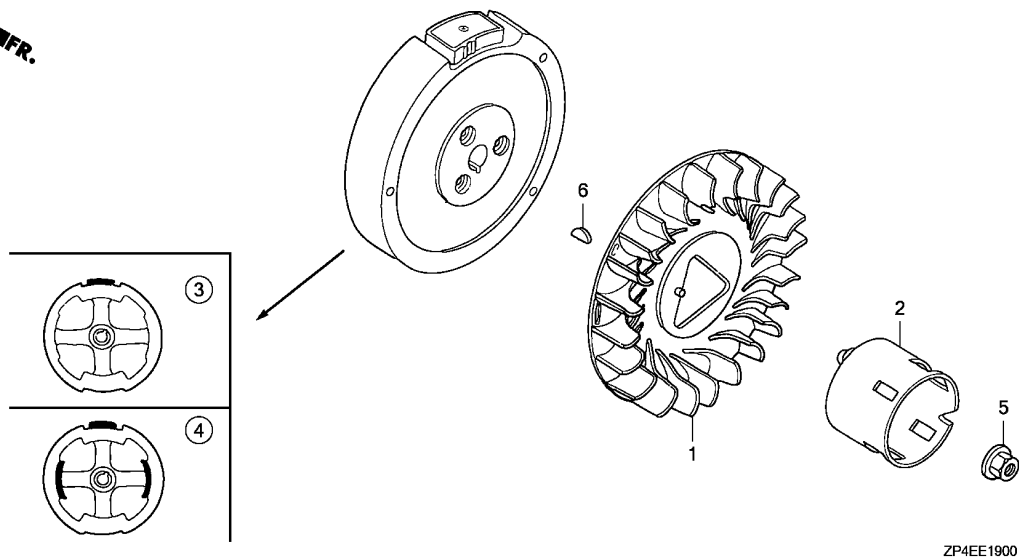
2



Ref. No.	Part No.	Description	Reqd. QTY								Serial No.	Parts catalogue code
			EC 5000	EC 5000 K1	ECT 7000	ECT 7000 K1	ECT 7000 P	ECT 7000 P1	ECMT 7000	ECMT 7000 K1		

15	95701-06010-00	BOLT, FLANGE, 6X10	4	4	4	4	4	4	-	-		
16	95701-08025-00	BOLT, FLANGE, 8X25	2	2	2	2	2	2	-	-		
17	17702-Z1C-F30	TUBE, FUEL, 4.5X180	-	-	-	-	-	-	-	1		
18	95002-02080	CLIP, TUBE(B8)	-	-	-	-	-	-	-	1		
19	95002-50000	CLIP, TUBE(C9)	-	-	-	-	-	-	-	1		

2

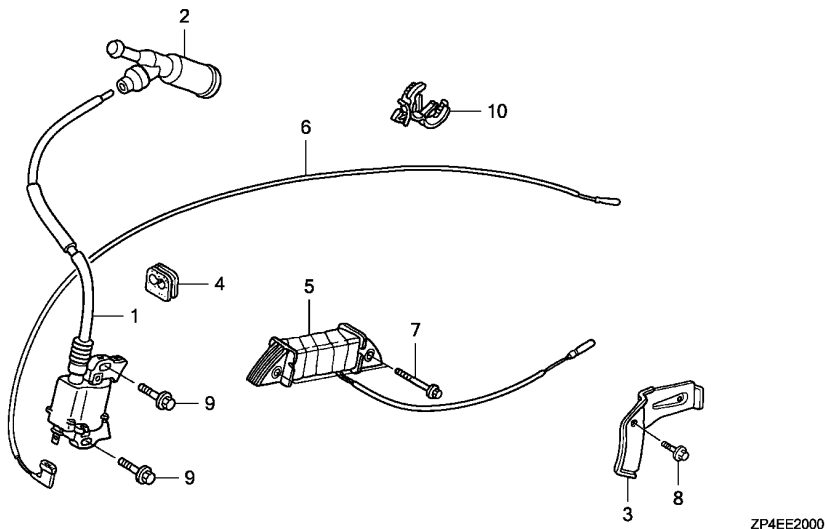


ZP4EE1900

Ref. No.	L.O.N.	(Relative ref. Number) Description	F.R.T.
1	1141G7	FAN, ENGINE COOLING	0.4
2	1121A9	PULLEY, RECOIL STARTER	0.4
3		(4)	
	2161B5	FLYWHEEL	0.5

Ref. No.	Part No.	Description	Reqd. QTY								Serial No.	Parts catalogue code
			EC 5000	EC 5000 K1	ECT 7000	ECT 7000 K1	ECT 7000 P	ECT 7000 P1	ECMT 7000	ECMT 7000 K1		
1	19511-ZK6-880	FAN, COOLING	1	1	1	1	1	1	-	-		
	19511-ZK6-D70	-	-	-	-	-	-	1	1		
2	28451-ZE3-W01	PULLEY, STARTER	1	1	1	1	1	1	1	1		
3	31100-ZE3-701	FLYWHEEL COMP.	1	-	1	-	1	-	-	-		
	31110-Z5T-000	-	1	-	1	-	1	-	-		
4	31100-ZE3-712	FLYWHEEL COMP.(LAMP)	-	-	-	-	-	-	1	-		
	31110-Z5T-810	-	-	-	-	-	-	-	1		
5	90201-ZE3-790	NUT, SPECIAL, 16MM	1	-	1	-	1	-	1	-		
	90201-ZE3-V00	-	1	-	1	-	1	-	1		
6	90741-ZE2-000	KEY, SPECIAL WOODRUFF, 25X18	1	1	1	1	1	1	1	1		





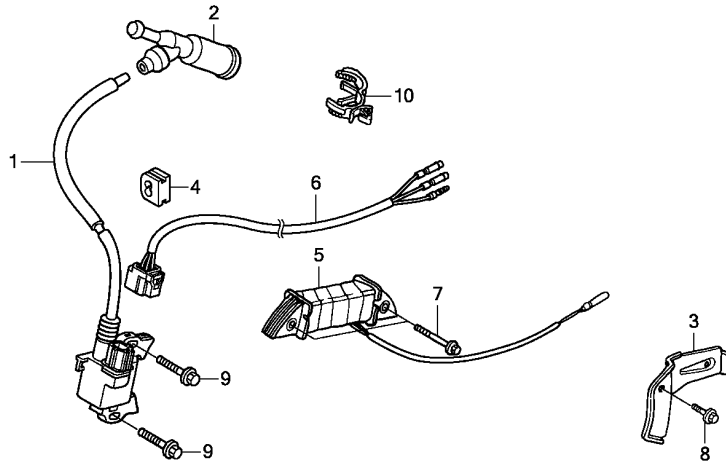
Ref. No.	L.O.N.	(Relative ref. Number) Description	F.R.T.
1	6141A5	COIL, IGNITION(ONE)	0.4
2	6141B8	TERMINAL, HIGH TENSION	0.1
5	6131C3	COIL, CHARGE	0.5
6	6111B3	CORD, STOP SWITCH	0.3

Ref. No.	Part No.	Description	Reqd. QTY							Serial No.	Parts catalogue code	
			EC 5000	EC 5000 K1	ECT 7000	ECT 7000 K1	ECT 7000 P	ECT 7000 P1	ECMT 7000			ECMT 7000 K1
1	30500-ZF6-W03	COIL ASSY., IGNITION	1	-	1	-	1	-	1	-		
2	30700-Z1C-811	CAP ASSY., NOISE SUPPRESSOR (NGK Y-EZD)	1	-	1	-	1	-	-	-		
	30700-ZF5-013	CAP ASSY., NOISE SUPPRESSOR	-	-	-	-	-	-	1	-		
3	31511-ZE3-000	CLAMPER, CORD	-	-	-	-	-	-	1	-		
4	31512-ZE2-000	GROMMET, CORD	1	-	1	-	1	-	1	-		
5	31630-ZE2-842	COIL ASSY., CHARGE(3A)	-	-	-	-	-	-	1	-		
6	36101-ZE2-701	CORD, STOP SWITCH(430MM)	1	-	1	-	1	-	1	-		
7	90012-888-000	BOLT, FLANGE, 6X40(CT200)	-	-	-	-	-	-	2	-		
8	90013-883-000	BOLT, FLANGE, 6X12(CT200)	-	-	-	-	-	-	1	-		
9	90015-883-000	BOLT, FLANGE, 6X28(CT200)	2	-	2	-	2	-	2	-		
10	90684-ZA0-601	CLIP, HARNESS	1	-	1	-	1	-	1	-		

E-20-1

IGNITION COIL(2)

E 7

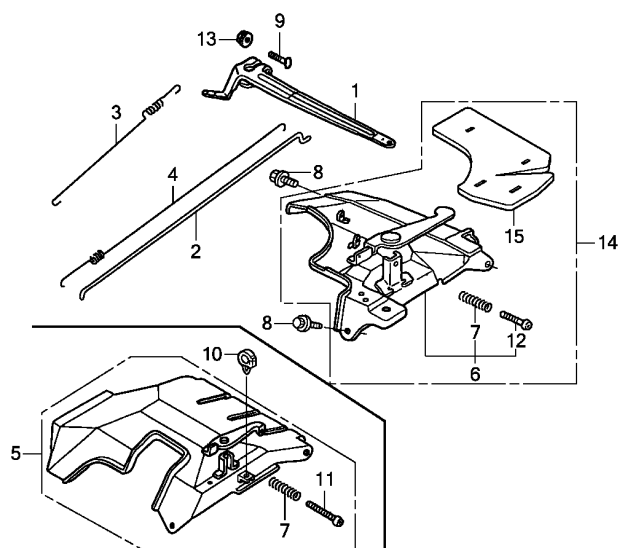


ZP4EE2001

Ref. No.	L.O.N.	(Relative ref. Number) Description	F.R.T.
1	6141A5	COIL, IGNITION(ONE)	0.4
2	6141B8	TERMINAL, HIGH TENSION	0.1
5	6131C3	COIL, CHARGE	0.5

Ref. No.	Part No.	Description	Reqd. QTY							Serial No.	Parts catalogue code	
			EC 5000	EC 5000 K1	ECT 7000	ECT 7000 K1	ECT 7000 P	ECT 7000 P1	ECMT 7000			ECMT 7000 K1
1	30500-Z5T-003	COIL ASSY., IGNITION	-	1	-	1	-	1	-	1		
2	30700-Z1C-811	CAP ASSY., NOISE SUPPRESSOR (NGK Y-EZD)	-	1	-	1	-	1	-	-		
	30700-ZF5-013	CAP ASSY., NOISE SUPPRESSOR	-	-	-	-	-	-	-	1		
3	31511-ZE3-000	CLAMPER, CORD	-	-	-	-	-	-	-	1		
4	31512-ZE2-000	GROMMET, CORD	-	1	-	1	-	1	-	1		
5	31630-ZE2-842	COIL ASSY., CHARGE(3A)	-	-	-	-	-	-	-	1		
6	32110-Z5T-000	HARNESS ASSY., ENGINE WIRE ..	-	1	-	1	-	1	-	-		
	32110-Z5T-810	HARNESS ASSY., ENGINE WIRE (SEL)	-	-	-	-	-	-	-	1		
7	90012-888-000	BOLT, FLANGE, 6X40(CT200)	-	-	-	-	-	-	-	2		
8	90013-883-000	BOLT, FLANGE, 6X12(CT200)	-	-	-	-	-	-	-	1		
9	90015-883-000	BOLT, FLANGE, 6X28(CT200)	-	2	-	2	-	2	-	2		
10	90684-ZA0-601	CLIP, HARNESS	-	1	-	1	-	1	-	1		

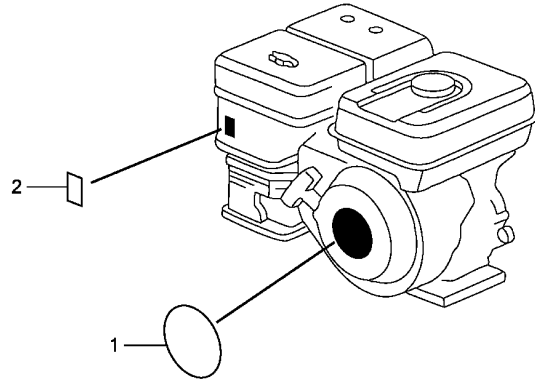
2



ZP4EE2200A

Ref. No.	L.O.N.	(Relative ref. Number) Description	F.R.T.
1	1161A0	ARM, GOVERNOR	0.3
2	1161B1	ROD, GOVERNOR	0.3
3	1161C5	SPRING, GOVERNOR	0.3
4	1161C2	SPRING, THROTTLE RETURN	0.3
6	(5,14)		
	1161A5	CONTROL, THROTTLE/GOVERNOR ...	0.2

Ref. No.	Part No.	Description	Reqd. QTY								Serial No.	Parts catalogue code	
			EC 5000	EC 5000 K1	EC 7000	ECT 7000 K1	ECT 7000 P	ECT 7000 P1	ECMT 7000	ECMT 7000 K1			
1	16551-ZE3-000	ARM, GOVERNOR	1	1	1	1	1	1	1	1	1		
2	16555-ZE3-000	ROD, GOVERNOR	1	1	1	1	1	1	1	1	1		
3	16561-ZF6-T21	SPRING, GOVERNOR	1	1	1	1	1	1	-	-	-		
	16561-ZE3-000	SPRING, GOVERNOR(L=137.5MM) ..	-	-	-	-	-	-	1	1	-		
4	16562-ZE3-000	SPRING, THROTTLE RETURN	1	1	1	1	1	1	1	1	1		
5	16570-ZE3-700	CONTROL ASSY.	-	-	-	-	-	-	1	-	-		
	16500-Z5T-880	-	-	-	-	-	-	-	1	-		
6	16570-ZK3-D21	CONTROL ASSY.	1	-	1	-	1	-	-	-	-		
7	16584-883-300	SPRING, CONTROL ADJUSTING ...	1	1	1	1	1	1	1	1	1		
8	90013-883-000	BOLT, FLANGE, 6X12(CT200) ...	2	2	2	2	2	2	2	2	2		
9	90015-ZE5-010	BOLT, GOVERNOR ARM	1	-	1	-	1	-	1	-	1		
	90015-Z5T-000	-	1	-	1	-	1	-	1	-		
10	90650-SD9-003	CLIP, WIRE HARNESS	-	-	-	-	-	-	1	1	-		
11	93500-05035-0A	SCREW, PAN, 5X35	-	-	-	-	-	-	1	1	-		
12	93500-05045-0A	SCREW, PAN, 5X45	1	1	1	1	1	1	1	1	-		
13	94050-06000	NUT, FLANGE, 6MM	1	1	1	1	1	1	1	1	1		
14	16500-Z5T-860	CONTROL ASSY.	-	1	-	1	-	1	-	-	-		
15	16588-Z5T-000	INSURATOR, CONTROL BASE	-	1	-	1	-	1	-	-	-		



ZP4EE2800

Ref. (Relative ref. Number)
No. L.O.N. Description F.R.T.

NO INFORMATION

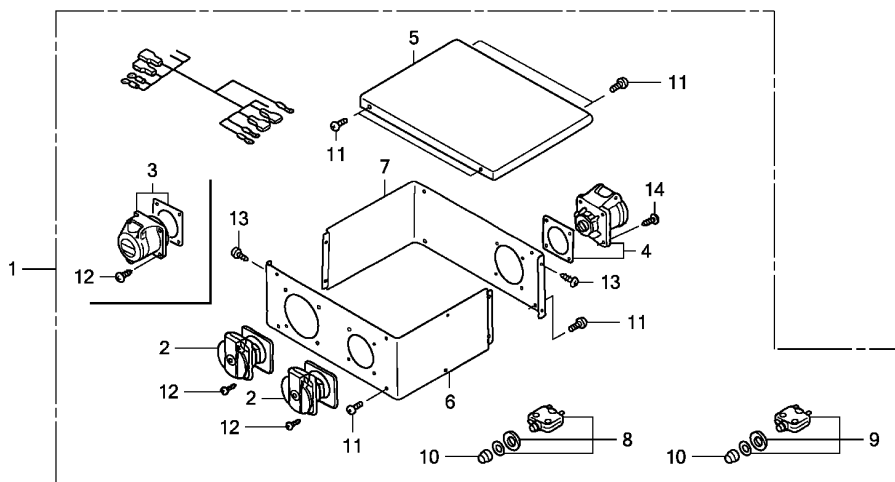
Ref. No.	Part No.	Description	Reqd. QTY							Serial No.	Parts catalogue code
			EC 5000	EC 5000 K1	ECT 7000	ECT 7000 K1	ECT 7000 P	ECT 7000 P1	ECMT 7000		
1	87521-ZF6-W04	EMBLEM(HONDA GX390)	1	-	1	-	1	-	-	-	
	87521-Z5T-000	-	1	-	1	-	1	-	-	
2	87528-ZE2-810	MARK, CHOKE(ORANGE)	1	-	1	-	1	-	-	-	
	87528-Z5T-000	MARK, CHOKE	-	1	-	1	-	1	-	-	



F-1

CONTROL BOX(1)

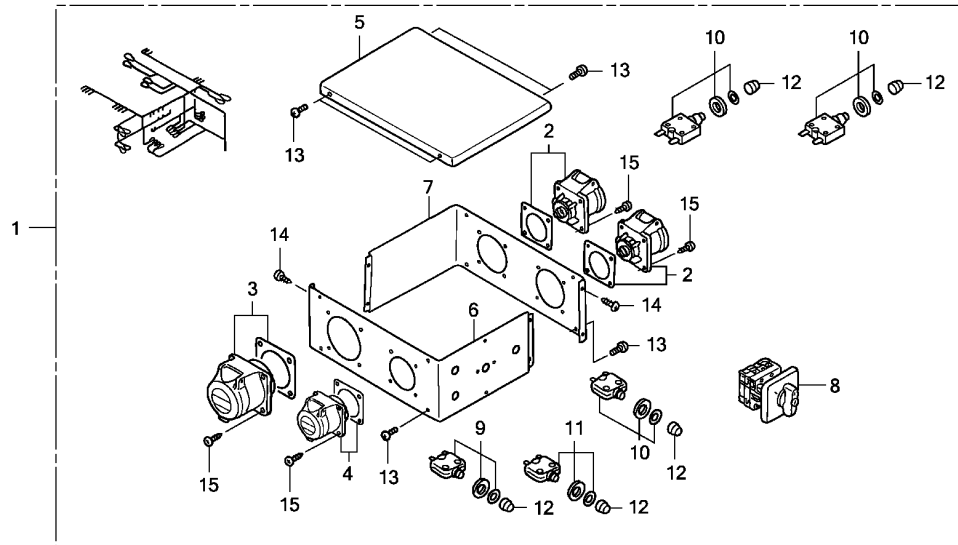
F 1



Ref. No.	L.O.N.	(Relative ref. Number) Description	F.R.T.
1	6221A2	BOX, GENERATOR CONTROL (3,4)	0.2
2	6221D5	RECEPTACLE/CONSENT, CONTROL PANEL	0.3
	6221E5	RECEPTACLE/CONSENT, CONTROL PANEL :ALL	0.5
5	4131N7	COVER, CONTROL PANEL (9)	0.1
8	6131C4	BREAKER, CIRCUIT	0.3
	6131C4A	.Replace one add	0.1

3

Ref. No.	Part No.	Description	Reqd. QTY								Serial No.	Parts catalogue code
			EC 5000	EC 7000	ECT 7000	ECT 7000	ECT 7000	ECT 7000	ECMT 7000	ECMT 7000		
1	31400-ZP4-H52	BOX ASSY., CONTROL	1	-	-	-	-	-	-	-	FT	
	31400-ZP4-013		1	-	-	-	-	-	-	-	GVT,GVWT	
	31400-ZP4-822		1	-	-	-	-	-	-	-	ITT	
2	32331-ZP3-H54	RECEPTACLE(16A/250V)	2	-	-	-	-	-	-	-	FT	
	32331-ZP3-033		2	-	-	-	-	-	-	-	GVT,GVWT	
	32331-ZP3-692	RECEPTACLE(16A/240V)	1	-	-	-	-	-	-	-	ITT	
3	32331-ZP4-H52	RECEPTACLE(32A/240V)	1	-	-	-	-	-	-	-	ITT	
4	32331-ZP4-H52	RECEPTACLE(32A/240V)	1	-	-	-	-	-	-	-	FT	
5	32351-ZP4-G92	COVER, CONTROL BOX	1	-	-	-	-	-	-	-	FT,GVT,GVWT,ITT	
6	32357-ZP4-H42	CASE, CONTROL BOX	1	-	-	-	-	-	-	-	FT,GVT,GVWT	
	32356-ZP4-822		1	-	-	-	-	-	-	-	ITT	
7	32357-ZP4-H52	CASE, CONTROL BOX	1	-	-	-	-	-	-	-	FT	
	32357-ZP4-003		1	-	-	-	-	-	-	-	GVT,GVWT,ITT	
8	38220-ZP3-821	BREAKER, CIRCUIT(17A)	2	-	-	-	-	-	-	-	FT,GVT,GVWT	
			1	-	-	-	-	-	-	-	ITT	
9	38220-ZP4-003	BREAKER, CIRCUIT(25A)	1	-	-	-	-	-	-	-	FT,GVT,GVWT,ITT	
10	38229-ZD5-003	CAP, WATER PROTECTION	3	-	-	-	-	-	-	-	FT,GVT,GVWT	
			2	-	-	-	-	-	-	-	ITT	
11	90102-ZP4-G92	BOLT, SPECIAL, 5X14	8	-	-	-	-	-	-	-	FT,GVT,GVWT,ITT	
12	93901-14210	SCREW, TAPPING, 4X10	8	-	-	-	-	-	-	-	FT,GVT,GVWT	
	93901-44310	SCREW, TAPPING, 4X12	8	-	-	-	-	-	-	-	ITT	
13	93901-24010	SCREW, TAPPING, 4X6	4	-	-	-	-	-	-	-	FT,GVT,GVWT,ITT	
14	93901-44310	SCREW, TAPPING, 4X12	4	-	-	-	-	-	-	-	FT	



ZP4EF0101



Ref. No.	L.O.N.	(Relative ref. Number) Description	F.R.T.
1	6221A2	BOX, GENERATOR CONTROL (3,4)	0.2
2	6221K5	RECEPTACLE/CONSENT, CONTROL PANEL (A)	0.3
	6221J3	RECEPTACLE/CONSENT, CONTROL PANEL (A) :ALL	0.6
5	4131N7	COVER, CONTROL PANEL	0.1
8	6151F1	SWITCH, VOLT CHANGE (10,11)	0.3
9	6131C4	BREAKER, CIRCUIT	0.3
	6131C4A	.Replace one add	0.1

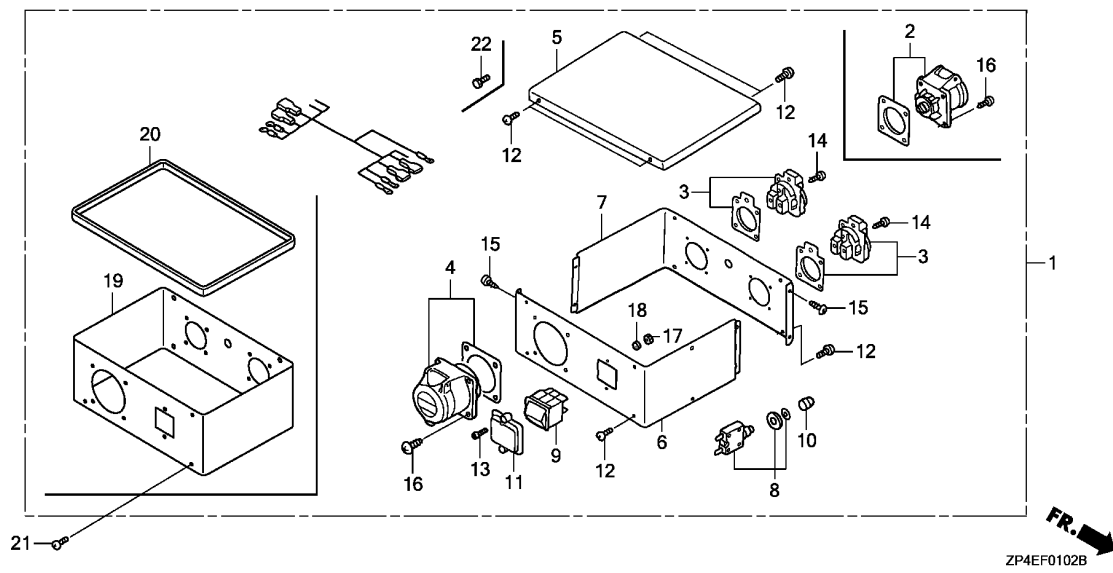
Ref. No.	Part No.	Description	Reqd. QTY							Serial No.	Parts catalogue code
			EC 5000	EC 5000	ECT 7000	ECT 7000	ECT 7000	ECT 7000	ECMT 7000		
1	31400-ZP4-G92	BOX ASSY., CONTROL	1	-	-	-	-	-	-	-	BT
2	32331-ZP3-G92	RECEPTACLE(16A/240V)	2	-	-	-	-	-	-	-	BT
3	32331-ZP4-G92	RECEPTACLE(32A/120V)	1	-	-	-	-	-	-	-	BT
4	32332-ZD5-V92	RECEPTACLE(16A/120V)	1	-	-	-	-	-	-	-	BT
5	32351-ZP4-G92	COVER, CONTROL BOX	1	-	-	-	-	-	-	-	BT
6	32356-ZP4-G92	CASE, CONTROL BOX	1	-	-	-	-	-	-	-	BT
7	32357-ZP4-G92	CASE, CONTROL BOX	1	-	-	-	-	-	-	-	BT
8	35320-ZP4-G91	SWITCH, VOLT CHANGE	1	-	-	-	-	-	-	-	BT
9	38220-ZP3-G91	BREAKER, CIRCUIT(30A)	1	-	-	-	-	-	-	-	BT
10	38220-ZP3-821	BREAKER, CIRCUIT(17A)	3	-	-	-	-	-	-	-	BT
11	38220-ZP4-003	BREAKER, CIRCUIT(25A)	1	-	-	-	-	-	-	-	BT
12	38229-ZD5-003	CAP, WATER PROTECTION	5	-	-	-	-	-	-	-	BT
13	90102-ZP4-G92	BOLT, SPECIAL, 5X14	8	-	-	-	-	-	-	-	BT
14	93901-24010	SCREW, TAPPING, 4X6	4	-	-	-	-	-	-	-	BT
15	93901-44310	SCREW, TAPPING, 4X12	16	-	-	-	-	-	-	-	BT



F-1-2

CONTROL BOX(3)

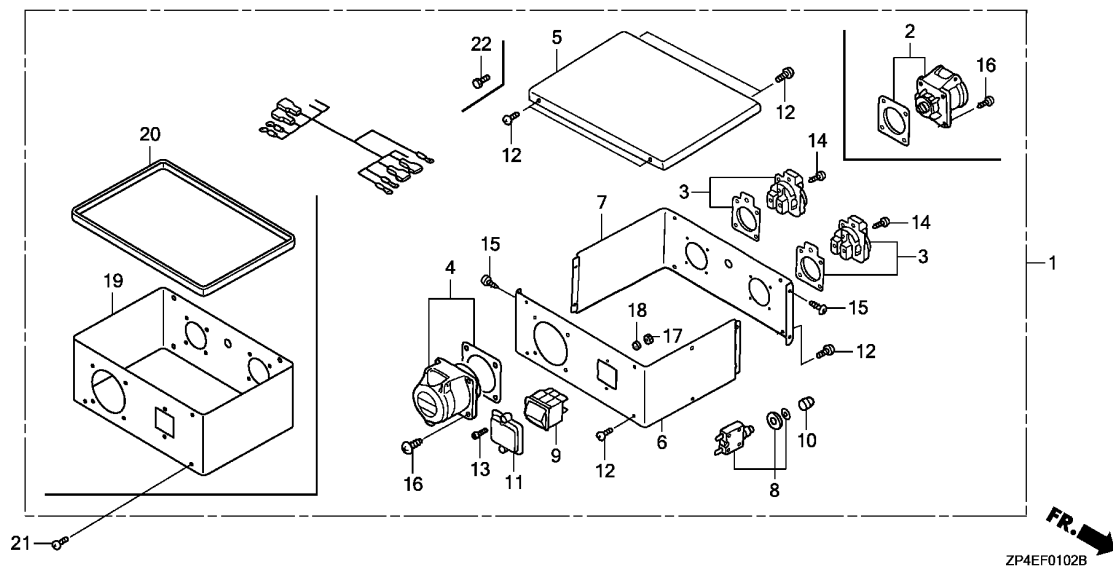
F 3



Ref. No.	L.O.N.	(Relative ref. Number) Description	F.R.T.
1	6221A2	BOX, GENERATOR CONTROL (2,4)	0.2
3	6221D5	RECEPTACLE/CONSENT, CONTROL PANEL	0.3
	6221E5	RECEPTACLE/CONSENT, CONTROL PANEL :ALL	0.5
5	4131N7	COVER, CONTROL PANEL	0.1
8	6131C4	BREAKER, CIRCUIT	0.3

3

Ref. No.	Part No.	Description	Reqd. QTY								Serial No.	Parts catalogue code
			EC 5000	EC 7000	ECT 7000	ECT 7000	ECT 7000	ECMT 7000	ECMT 7000	ECMT 7000		
1	32340-ZS8-M52	BOX ASSY., CONTROL	-	-	1	-	-	-	-	-	-	FT
	32340-ZS8-M42		-	-	1	-	-	-	-	-	-	GVT,GVWT
	31400-ZP4-832		-	-	1	-	-	-	-	-	-	ITT
	32340-ZS8-M43		-	-	1	-	-	-	-	-	-	RGT
2	32331-ZP3-G92	RECEPTACLE(16A/240V)	-	-	1	-	-	-	-	-	-	GVT,GVWT,RGT
3	32331-ZP3-H54	RECEPTACLE(16A/250V)	-	-	2	-	-	-	-	-	-	ITT
	32331-ZP3-033		-	-	2	-	-	-	-	-	-	FT
	32332-ZP3-003		-	-	2	-	-	-	-	-	-	GVT,GVWT
	32332-ZP3-H51		-	-	2	-	-	-	-	-	-	RGT
	32332-ZP3-003		-	-	2	-	-	-	-	-	-	FT
4	32331-ZP4-832	RECEPTACLE(16A/400V)	-	-	1	-	-	-	-	-	-	GVT,GVWT,RGT
			-	-	1	-	-	-	-	-	-	FT,GVT,GVWT,RGT
5	32351-ZP4-G92	COVER, CONTROL BOX	-	-	1	-	-	-	-	-	-	FT,GVT,GVWT,ITT
	32351-ZP4-G93		-	-	1	-	-	-	-	-	-	RGT
			-	-	1	-	-	-	-	-	-	FT,GVT,GVWT,RGT
6	32356-ZS8-M42	WALL, CONTROL BOX	-	-	1	-	-	-	-	-	-	FT,GVT,GVWT,ITT
7	32357-ZS8-M41	WALL, CONTROL BOX	-	-	1	-	-	-	-	-	-	FT,GVT,GVWT
	32357-ZP4-832		-	-	1	-	-	-	-	-	-	ITT
8	38220-ZP3-821	BREAKER, CIRCUIT(17A)	-	-	1	-	-	-	-	-	-	FT,GVT,GVWT,RGT
			-	-	1	-	-	-	-	-	-	FT,GVT,GVWT,RGT
9	38220-ZS8-M41	BREAKER, COMBINATION	-	-	1	-	-	-	-	-	-	FT,GVT,GVWT,RGT
			-	-	1	-	-	-	-	-	-	FT,GVT,GVWT,RGT
10	38229-ZD5-003	CAP, WATER PROTECTION	-	-	1	-	-	-	-	-	-	FT,GVT,GVWT,RGT
			-	-	1	-	-	-	-	-	-	FT,GVT,GVWT,RGT
11	38229-ZS8-M41	CAP, WATER PROTECTION	-	-	1	-	-	-	-	-	-	FT,GVT,GVWT,ITT
12	90102-ZP4-G92	BOLT, SPECIAL, 5X14	-	-	8	-	-	-	-	-	-	FT,GVT,GVWT,ITT



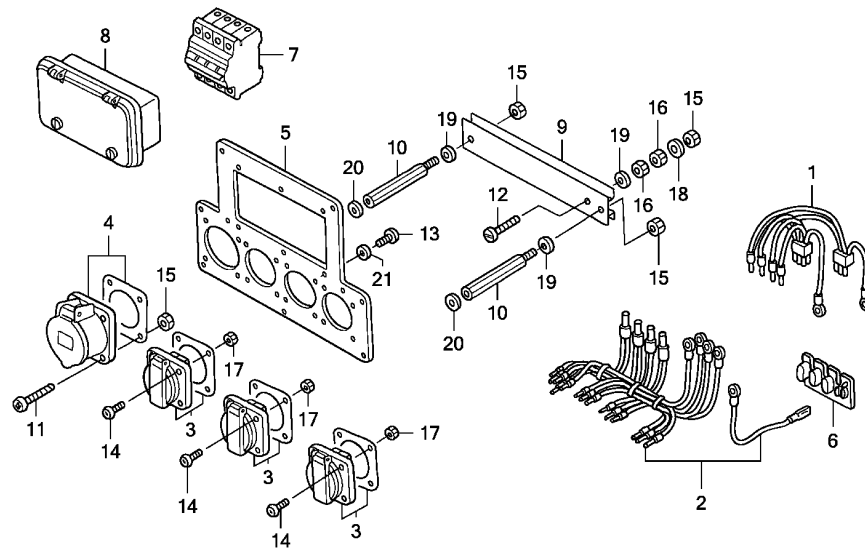
Ref. No.	Part No.	Description	Reqd. QTY								Serial No.	Parts catalogue code
			EC 5000	EC 5000 K1	ECT 7000	ECT 7000 K1	ECT 7000 P	ECT 7000 P1	ECMT 7000	ECMT 7000 K1		
13	90102-ZS8-M42	BOLT, SPECIAL, 4X16	-	-	2	-	-	-	-	-	-	FT,GVT,GVWT,RGT
14	93901-14210	SCREW, TAPPING, 4X10	-	-	8	8	-	-	-	-	-	FT,GVT,GVWT,RGT
15	93901-24010	SCREW, TAPPING, 4X6	-	-	4	-	-	-	-	-	-	FT,GVT,GVWT,ITT
16	93901-44310	SCREW, TAPPING, 4X12	-	-	4	4	-	-	-	-	-	FT,GVT,GVWT,RGT
17	94001-04000-0S	NUT, HEX., 4MM	-	-	2	-	-	-	-	-	-	ITT
18	94111-04800	WASHER, SPRING, 4MM	-	-	2	-	-	-	-	-	-	FT,GVT,GVWT,RGT
19	32356-ZS8-M43	WALL, CONTROL BOX	-	-	1	-	-	-	-	-	-	RGT
20	64131-ZP4-833	SEAL, WATER	-	-	1	-	-	-	-	-	-	FT,GVT,GVWT,RGT
21	90102-ZP4-G92	BOLT, SPECIAL, 5X14	-	-	4	-	-	-	-	-	-	RGT
22	90109-ZP4-003	BOLT, HEX., 5X10	-	-	4	-	-	-	-	-	-	FT,GVT,GVWT,RGT

F-1-3

CONTROL BOX(4)

F 5

FR.



ZP4EF0103

Ref. No.	L.O.N.	(Relative ref. Number) Description	F.R.T.
3		(4)	
6221D5		RECEPTACLE/CONSENT, CONTROL PANEL	0.3
6221E5		RECEPTACLE/CONSENT, CONTROL PANEL :ALL	0.6
7	6131C4	BREAKER, CIRCUIT	0.3

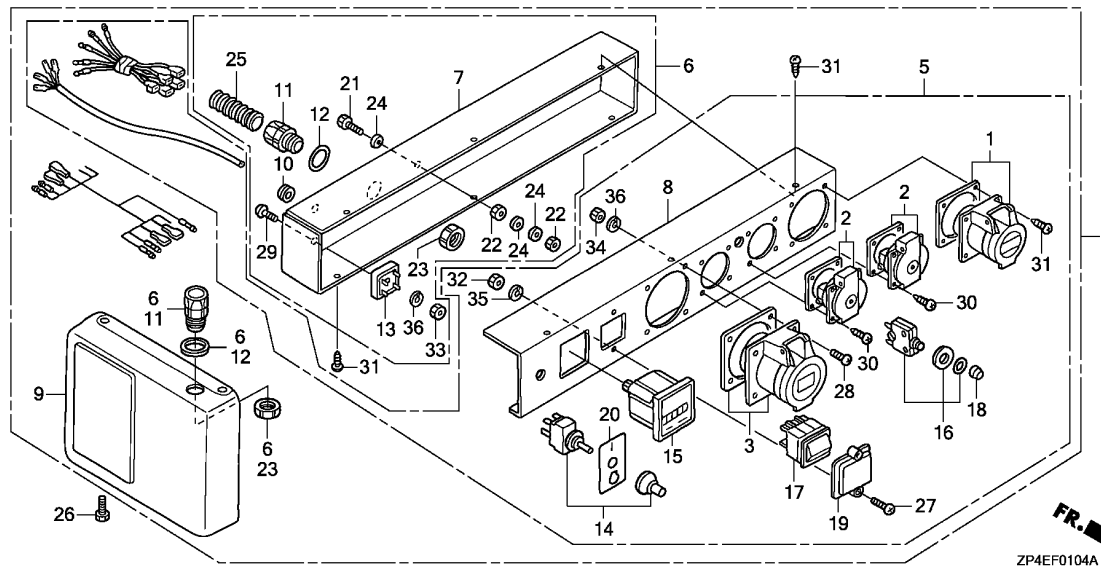
3

Ref. No.	Part No.	Description	Reqd. QTY								Serial No.	Parts catalogue code
			EC 5000	EC 5000	ECT 7000	ECT 7000	ECT 7000	ECT 7000	ECMT 7000	ECMT 7000		
1	32158-ZP4-U41	HARNESS ASSY., GENERATOR WIRE (A)	-	-	-	-	1	1	-	-		
2	32159-ZP4-U41	HARNESS ASSY., GENERATOR WIRE (B)	-	-	-	-	1	1	-	-		
3	32331-ZP3-V41	RECEPTACLE(16A/230V)	-	-	-	-	3	3	-	-		
4	32332-ZP4-U41	RECEPTACLE(16A/400V)	-	-	-	-	1	1	-	-		
5	32352-ZP4-U41	PLATE, FR.	-	-	-	-	1	1	-	-		
6	32382-ZP4-V41	FILTER(EMC)	-	-	-	-	1	1	-	-		
7	38220-ZP4-U41	BREAKER, CIRCUIT	-	-	-	-	1	1	-	-		
8	38223-ZP4-U41	HINGE, WINDOW	-	-	-	-	1	1	-	-		
9	38224-ZP4-U41	RAIL, FASTENING	-	-	-	-	1	1	-	-		
10	90114-ZP4-U41	SCREW, 5X80	-	-	-	-	2	2	-	-		
11	90115-ZP4-U41	SCREW, 5X20	-	-	-	-	4	4	-	-		
12	90116-ZP4-U41	SCREW, 5X20	-	-	-	-	1	1	-	-		
13	90117-ZP3-V41	SCREW(M4X10)	-	-	-	-	6	6	-	-		
14	90118-ZP3-V41	SCREW, 4X8	-	-	-	-	12	12	-	-		
15	90304-ZP4-U41	NUT, SELF-LOCK, 5MM	-	-	-	-	7	7	-	-		
16	90305-ZP4-U41	NUT, 5MM	-	-	-	-	2	2	-	-		
17	90308-ZP3-V41	NUT, 4MM	-	-	-	-	12	12	-	-		
18	90509-ZP4-U41	WASHER, SPRING, 5MM(C)	-	-	-	-	1	1	-	-		
19	90510-ZP4-U41	WASHER, SPECIAL	-	-	-	-	3	3	-	-		
20	90512-ZP3-V41	WASHER,(5.3)	-	-	-	-	2	2	-	-		
21	90514-ZP3-V41	WASHER, SPRING, 4MM	-	-	-	-	6	6	-	-		

F-1-4

CONTROL BOX(5)

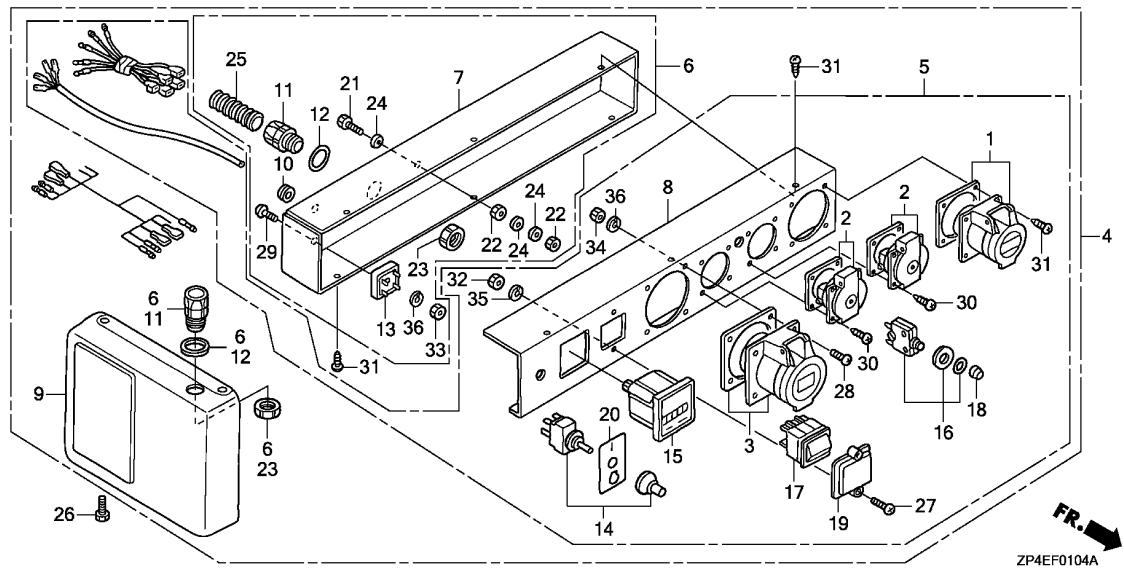
F 6



Ref. No.	L.O.N.	(Relative ref. Number) Description	F.R.T.
1		(2,3)	
6221D5		RECEPTACLE/CONSENT, CONTROL PANEL	0.3
6221E5		RECEPTACLE/CONSENT, CONTROL PANEL :ALL	0.6
4	6221A2	BOX, GENERATOR CONTROL	0.2
14	6151D9	SWITCH, ENGINE STOP	0.3
15	812113	METER, HOUR	0.3
16	6131C4	BREAKER, CIRCUIT	0.3

Ref. No.	Part No.	Description	Reqd. QTY								Serial No.	Parts catalogue code
			EC 5000	EC 7000	ECT 7000	ECT 7000	ECT 7000	ECT 7000	ECMT 7000	ECMT 7000		
1	32331-ZD5-G91	RECEPTACLE(16A/240V)	-	-	-	-	-	-	1	1		
2	32331-ZP3-741	RECEPTACLE(16A/250V)	-	-	-	-	-	-	2	2	-----	----- FT
	32331-ZP3-821	RECEPTACLE(16A/400V)	-	-	-	-	-	-	2	2	-----	----- GVT,GVWT,RGT
3	32331-ZP4-M41	RECEPTACLE(16A/400V)	-	-	-	-	-	-	1	1		
4	32340-ZT5-650	BOX ASSY., CONTROL	-	-	-	-	-	-	1	-	-----	----- FT
	32340-ZT5-640	BOX ASSY., CONTROL	-	-	-	-	-	-	1	-	-----	----- GVT,GVWT,RGT
5	32342-ZT5-650	PANEL ASSY., CONTROL	-	-	-	-	-	-	1	-	-----	----- FT
	32342-ZT5-640	PANEL ASSY., CONTROL	-	-	-	-	-	-	1	-	-----	----- GVT,GVWT,RGT
	32342-ZT5-K50	PANEL ASSY., CONTROL	-	-	-	-	-	-	1	-	-----	----- FT
	32342-ZT5-J60	PANEL ASSY., CONTROL	-	-	-	-	-	-	1	-	-----	----- GVT,GVWT
6	32344-ZT5-000	CASE ASSY., CONTROL	-	-	-	-	-	-	1	1		
7	32345-ZT5-000	CASE COMP., CONTROL	-	-	-	-	-	-	1	1		
8	32346-ZT5-000	PANEL, CONTROL	-	-	-	-	-	-	1	1		
9	32351-ZT5-003	COVER, CONTROL BOX	-	-	-	-	-	-	1	1		
10	32362-ZT5-003	GROMMET, SWITCH CORD	-	-	-	-	-	-	1	1		
11	32363-ZT5-003	CONNECTOR, TUBE	-	-	-	-	-	-	2	2		
12	32364-ZT5-003	PACKING, CONNECTOR	-	-	-	-	-	-	2	2		
13	32384-ZP4-M41	BRIDGE, RECTIFIER	-	-	-	-	-	-	1	1		
14	35140-ZT5-003	SWITCH ASSY., ENGINE KILL	-	-	-	-	-	-	1	-		
	35140-ZT5-J61	SWITCH ASSY., ENGINE STOP	-	-	-	-	-	-	1	-		
15	37455-ZP3-000	METER ASSY., HOUR	-	-	-	-	-	-	1	1		
16	38220-ZP3-821	BREAKER, CIRCUIT(17A)	-	-	-	-	-	-	1	1		
17	38220-ZS8-M41	BREAKER, COMBINATION	-	-	-	-	-	-	1	1		
18	38229-ZD5-003	CAP, WATER PROTECTION	-	-	-	-	-	-	1	1		
19	38229-ZS8-M41	CAP, WATER PROTECTION	-	-	-	-	-	-	1	1		
20	87501-ZT5-640	MARK, ENGINE SWITCH	-	-	-	-	-	-	1	1		





ZP4EF0104A

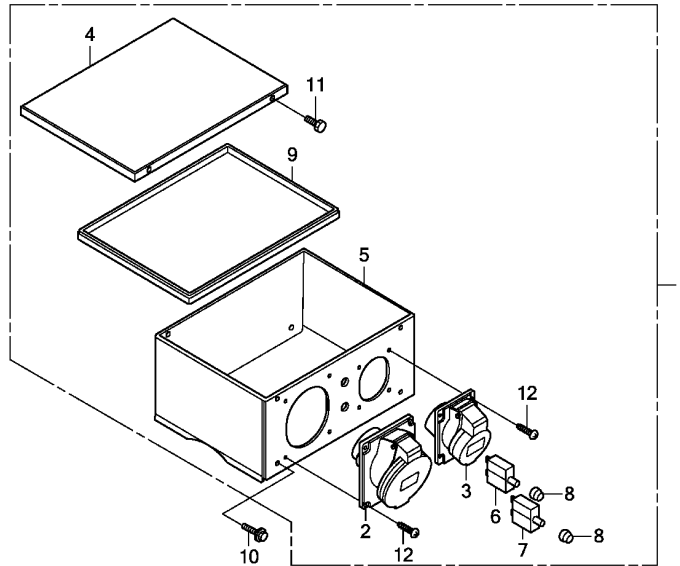
3

Ref. No.	Part No.	Description	Reqd. QTY							Serial No.	Parts catalogue code	
			EC 5000	EC 5000	ECT 7000	ECT 7000	ECT 7000	ECT 7000	ECMT 7000			ECMT 7000
21	90109-ZT5-003	BOLT, HEX., 5X20	-	-	-	-	-	-	1	1		
22	90301-ZT5-003	NUT, HEX., 5MM	-	-	-	-	-	-	2	2		
23	90302-ZT5-003	NUT, CONNECTER	-	-	-	-	-	-	2	2		
24	90503-ZP4-003	WASHER, PLAIN, 5MM	-	-	-	-	-	-	3	3		
25	91406-ZT5-003	TUBE, CORD	-	-	-	-	-	-	1	1		
26	92101-05012-0A	BOLT, HEX., 5X12	-	-	-	-	-	-	4	4		
27	93500-04020	SCREW, PAN, 4X20	-	-	-	-	-	-	2	2		
28	93500-05016	SCREW, PAN, 5X16	-	-	-	-	-	-	4	4		
29	93500-05020	SCREW, PAN, 5X20	-	-	-	-	-	-	1	1		
30	93901-44110	SCREW, TAPPING, 4X8	-	-	-	-	-	-	8	8		
31	93901-44310	SCREW, TAPPING, 4X12	-	-	-	-	-	-	10	10		
32	94001-04000-0S	NUT, HEX., 4MM	-	-	-	-	-	-	2	2		
33	94001-05000	NUT, HEX., 5MM	-	-	-	-	-	-	1	1		
34	94001-05000-0S	NUT, HEX., 5MM	-	-	-	-	-	-	4	4		
35	94111-04800	WASHER, SPRING, 4MM	-	-	-	-	-	-	2	2		
36	94111-05800	WASHER, SPRING, 5MM	-	-	-	-	-	-	5	5		

F-1-5

CONTROL BOX(6)

F 8

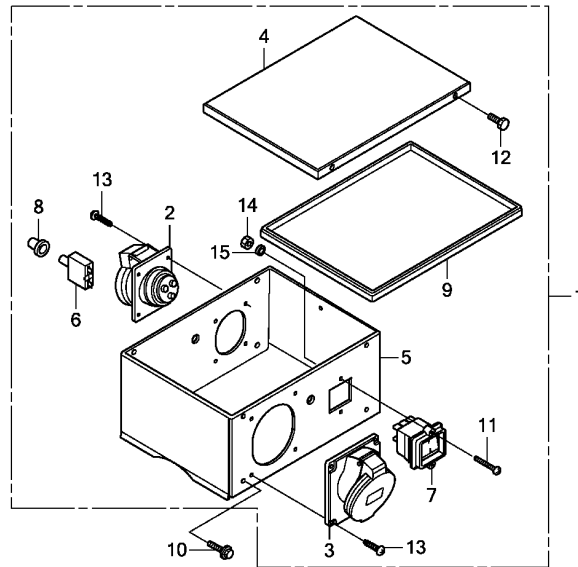


ZP4EF0105

Ref. No.	L.O.N.	(Relative ref. Number) Description	F.R.T.
1	6221A2	BOX, GENERATOR CONTROL (3)	0.2
2	6221R6	RECEPTACLE/CONSENT, CONTROL PANEL(B)	0.3
	6221R7	RECEPTACLE/CONSENT, CONTROL PANEL(B) :ALL	0.4
4	4131N7	COVER, CONTROL PANEL (6)	0.1
7	6131C4	BREAKER, CIRCUIT	0.3
	6131C4A	.Replace one add	0.1

Ref. No.	Part No.	Description	Reqd. QTY								Serial No.	Parts catalogue code			
			EC 5000	EC 5000	ECT 7000	ECT 7000	ECT 7000	ECT 7000	ECMT 7000	ECMT 7000					
					K1		K1	P	P1						
1	31400-ZP4-823	BOX ASSY., CONTROL	-	1	-	-	-	-	-	-	-	-	-	-	ITT
2	32331-ZP3-G92	RECEPTACLE(16A/240V)	-	1	-	-	-	-	-	-	-	-	-	-	ITT
3	32331-ZP4-H52	RECEPTACLE(32A/240V)	-	1	-	-	-	-	-	-	-	-	-	-	ITT
4	32351-ZP4-G93	COVER, CONTROL BOX	-	1	-	-	-	-	-	-	-	-	-	-	ITT
5	32353-ZP4-821	WALL, CONTROL BOX	-	1	-	-	-	-	-	-	-	-	-	-	ITT
6	38220-ZP3-821	BREAKER, CIRCUIT(17A)	-	1	-	-	-	-	-	-	-	-	-	-	ITT
7	38220-ZP4-003	BREAKER, CIRCUIT(25A)	-	1	-	-	-	-	-	-	-	-	-	-	ITT
8	38229-ZD5-003	CAP, WATER PROTECTION	-	2	-	-	-	-	-	-	-	-	-	-	ITT
9	64131-ZP4-833	SEAL, WATER	-	1	-	-	-	-	-	-	-	-	-	-	ITT
10	90102-ZP4-G92	BOLT, SPECIAL, 5X14	-	4	-	-	-	-	-	-	-	-	-	-	ITT
11	90109-ZP4-003	BOLT, HEX., 5X10	-	4	-	-	-	-	-	-	-	-	-	-	ITT
12	93901-44310	SCREW, TAPPING, 4X12	-	8	-	-	-	-	-	-	-	-	-	-	ITT





ZP4EF0106

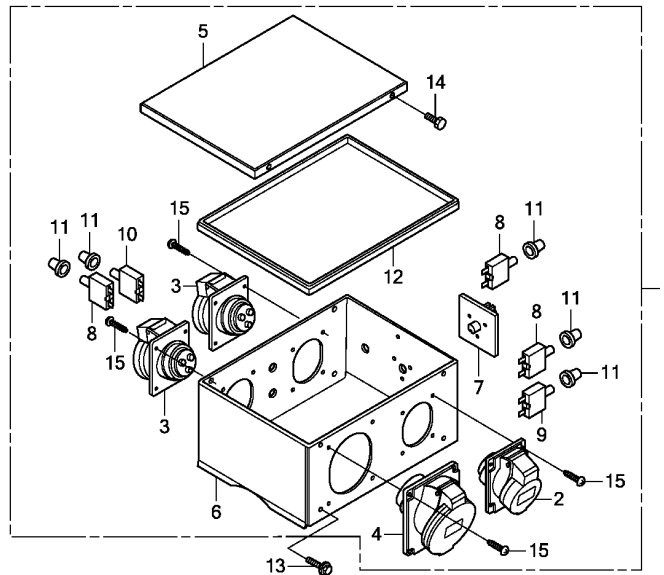
Ref. No.	L.O.N.	(Relative ref. Number) Description	F.R.T.
1	6221A2	BOX, GENERATOR CONTROL (3)	0.2
2	6221R6	RECEPTACLE/CONSENT, CONTROL PANEL (B)	0.3
	6221R7	RECEPTACLE/CONSENT, CONTROL PANEL (B) :ALL	0.4
4	4131N7	COVER, CONTROL PANEL	0.1
6	6131C4	BREAKER, CIRCUIT	0.3

Ref. No.	Part No.	Description	Reqd. QTY							Serial No.	Parts catalogue code
			EC 5000	EC 5000	ECT 7000	ECT 7000	ECT 7000	ECMT 7000	ECMT 7000		
1	31400-ZP4-833	BOX ASSY., CONTROL	-	-	-	1	-	-	-	-	ITT
2	32331-ZP3-G92	RECEPTACLE(16A/240V)	-	-	-	1	-	-	-	-	ITT
3	32331-ZP4-832	RECEPTACLE(16A/400V)	-	-	-	1	-	-	-	-	ITT
4	32351-ZP4-G93	COVER, CONTROL BOX	-	-	-	1	-	-	-	-	ITT
5	32353-ZP4-831	WALL, CONTROL BOX	-	-	-	1	-	-	-	-	ITT
6	38220-ZP3-821	BREAKER, CIRCUIT(17A)	-	-	-	1	-	-	-	-	ITT
7	38220-ZS8-M41	BREAKER, COMBINATION	-	-	-	1	-	-	-	-	ITT
8	38229-ZD5-003	CAP, WATER PROTECTION	-	-	-	1	-	-	-	-	ITT
9	64131-ZP4-833	SEAL, WATER	-	-	-	1	-	-	-	-	ITT
10	90102-ZP4-G92	BOLT, SPECIAL, 5X14	-	-	-	4	-	-	-	-	ITT
11	90102-ZS8-M42	BOLT, SPECIAL, 4X16	-	-	-	2	-	-	-	-	ITT
12	90109-ZP4-003	BOLT, HEX., 5X10	-	-	-	4	-	-	-	-	ITT
13	93901-44310	SCREW, TAPPING, 4X12	-	-	-	8	-	-	-	-	ITT
14	94001-04000-0S	NUT, HEX., 4MM	-	-	-	2	-	-	-	-	ITT
15	94111-04800	WASHER, SPRING, 4MM	-	-	-	2	-	-	-	-	ITT

F-1-7

CONTROL BOX(8)

F10



ZP4EF0107

Ref. No.	L.O.N.	(Relative ref. Number) Description	F.R.T.
1	6221A2	BOX, GENERATOR CONTROL (3,4)	0.2
2	6221K5	RECEPTACLE/CONSENT, CONTROL PANEL(A)	0.3
	6221J3	RECEPTACLE/CONSENT, CONTROL PANEL(A) :ALL	0.6
5	4131N7	COVER, CONTROL PANEL	0.1
7	6151F1	SWITCH, VOLT CHANGE (9,10)	0.3
8	6131C4	BREAKER, CIRCUIT	0.3
	6131C4A	.Replace one add	0.1

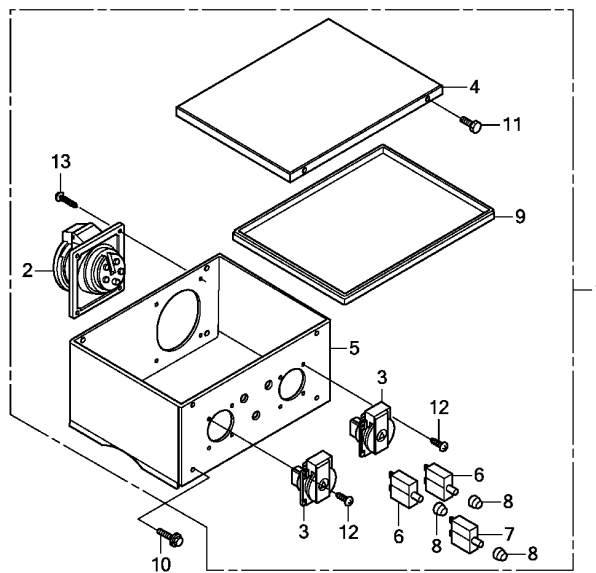
Ref. No.	Part No.	Description	Reqd. QTY								Serial No.	Parts catalogue code
			EC 5000	EC 5000	ECT 7000	ECT 7000	ECT 7000	ECT 7000	ECMT 7000	ECMT 7000		
1	31400-ZP4-G93	BOX ASSY., CONTROL	-	1	-	-	-	-	-	-	-	BT
2	32311-ZD5-V92	RECEPTACLE(16A/120V)	-	1	-	-	-	-	-	-	-	BT
3	32331-ZP3-G92	RECEPTACLE(16A/240V)	-	2	-	-	-	-	-	-	-	BT
4	32331-ZP4-G92	RECEPTACLE(32A/120V)	-	1	-	-	-	-	-	-	-	BT
5	32351-ZP4-G93	COVER, CONTROL BOX	-	1	-	-	-	-	-	-	-	BT
6	32353-ZP4-G91	WALL, CONTROL BOX	-	1	-	-	-	-	-	-	-	BT
7	35320-ZP4-G91	SWITCH, VOLT CHANGE	-	1	-	-	-	-	-	-	-	BT
8	38220-ZP3-821	BREAKER, CIRCUIT(17A)	-	3	-	-	-	-	-	-	-	BT
9	38220-ZP3-G91	BREAKER, CIRCUIT(30A)	-	1	-	-	-	-	-	-	-	BT
10	38220-ZP4-003	BREAKER, CIRCUIT(25A)	-	1	-	-	-	-	-	-	-	BT
11	38229-ZD5-003	CAP, WATER PROTECTION	-	5	-	-	-	-	-	-	-	BT
12	64131-ZP4-833	SEAL, WATER	-	1	-	-	-	-	-	-	-	BT
13	90102-ZP4-G92	BOLT, SPECIAL, 5X14	-	4	-	-	-	-	-	-	-	BT
14	90109-ZP4-003	BOLT, HEX., 5X10	-	4	-	-	-	-	-	-	-	BT
15	93901-44310	SCREW, TAPPING, 4X12	-	16	-	-	-	-	-	-	-	BT



F-1-8

CONTROL BOX(9)

F11



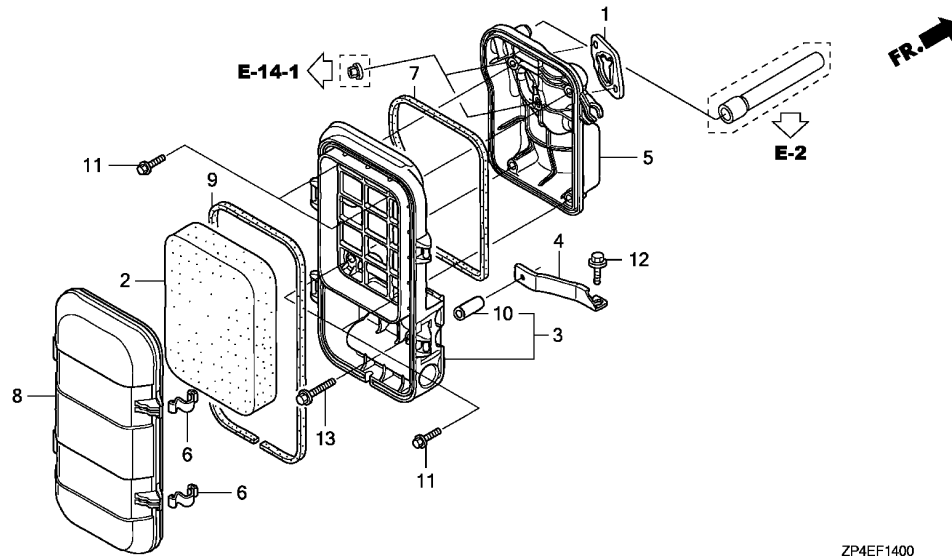
FR.

ZP4EF0108

Ref. No.	L.O.N.	(Relative ref. Number) Description	F.R.T.
1	6221A2	BOX, GENERATOR CONTROL (3)	0.2
2	6221D5	RECEPTACLE/CONSENT, CONTROL PANEL	0.3
	6221E5	RECEPTACLE/CONSENT, CONTROL PANEL :ALL	0.5
4	4131N7	COVER, CONTROL PANEL (7)	0.1
6	6131C4	BREAKER, CIRCUIT	0.3
	6131C4A	.Replace one add	0.1

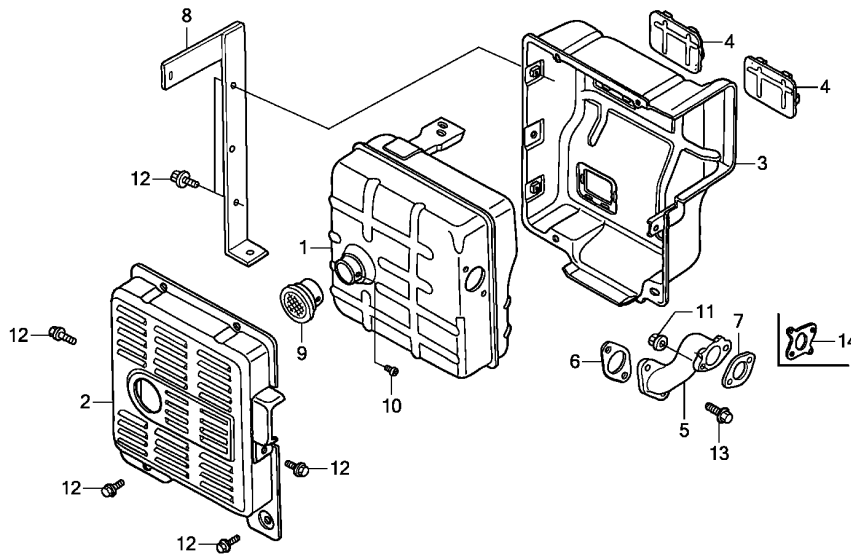
3

Ref. No.	Part No.	Description	Reqd. QTY							Serial No.	Parts catalogue code
			EC 5000	EC 5000 K1	ECT 7000	ECT 7000 K1	ECT 7000 P	ECT 7000 P1	ECMT 7000		
1	31400-ZP4-H52	BOX ASSY., CONTROL	-	1	-	-	-	-	-	-	FT
	31400-ZP4-023		-	1	-	-	-	-	-	-	GVT, GVWT
2	32331-ZP4-H52	RECEPTACLE(32A/240V)	-	1	-	-	-	-	-	-	FT
3	32332-ZP3-H51	RECEPTACLE(16A/250V)	-	2	-	-	-	-	-	-	FT
	32332-ZP3-003		-	2	-	-	-	-	-	-	GVT, GVWT
4	32351-ZP4-G93	COVER, CONTROL BOX	-	1	-	-	-	-	-	-	FT, GVT, GVWT
5	32353-ZP4-H51	WALL, CONTROL BOX	-	1	-	-	-	-	-	-	FT
	32353-ZP4-003		-	1	-	-	-	-	-	-	GVT, GVWT
6	38220-ZP3-821	BREAKER, CIRCUIT(17A)	-	2	-	-	-	-	-	-	FT, GVT, GVWT
7	38220-ZP4-003	BREAKER, CIRCUIT(25A)	-	1	-	-	-	-	-	-	FT, GVT, GVWT
8	38229-ZD5-003	CAP, WATER PROTECTION	-	3	-	-	-	-	-	-	FT, GVT, GVWT
9	64131-ZP4-833	SEAL, WATER	-	1	-	-	-	-	-	-	FT, GVT, GVWT
10	90102-ZP4-G92	BOLT, SPECIAL, 5X14	-	4	-	-	-	-	-	-	FT, GVT, GVWT
11	90109-ZP4-003	BOLT, HEX., 5X10	-	4	-	-	-	-	-	-	FT, GVT, GVWT
12	93901-14210	SCREW, TAPPING, 4X10	-	8	-	-	-	-	-	-	FT, GVT, GVWT
13	93901-44310	SCREW, TAPPING, 4X12	-	4	-	-	-	-	-	-	FT, GVT, GVWT



Ref. No.	L.O.N.	(Relative ref. Number) Description	F.R.T.
1	3111D9	SPACER, CARBURETOR	0.2
2	3121B8	ELEMENT, AIR CLEANER	0.1
		.INCLUDES: Air cleaner element -inspection	
3	3121A5	CASE, AIR CLEANER	0.1
5	3121Q0	BASE, AIR CLEANER	0.1
7	3121E8	SEAL, AIR CLEANER CASE	0.1

Ref. No.	Part No.	Description	Reqd. QTY								Serial No.	Parts catalogue code
			EC 5000	EC 5000	ECT 7000	ECT 7000	ECT 7000	ECT 7000	ECMT 7000	ECMT 7000		
1	16220-ZA0-702	SPACER COMP., CARBURETOR	-	-	-	-	-	-	1	1		
2	17211-899-000	ELEMENT, AIR CLEANER	-	-	-	-	-	-	1	1		
3	17220-Z23-H60	CASE COMP., AIR CLEANER	-	-	-	-	-	-	1	1		
4	17222-Z23-H60	STAY, AIR CLEANER	-	-	-	-	-	-	1	1		
5	17223-Z23-H60	BASE COMP., AIR CLEANER	-	-	-	-	-	-	1	1		
6	17223-965-003	SPRING, AIR CLEANER CASE LID	-	-	-	-	-	-	2	-	----- FT,GVT,GVWT	
	17223-Z23-000	-	-	-	-	-	-	2	-	----- RGT	
7	17229-Z23-H60	SEAL, AIR CLEANER CASE	-	-	-	-	-	-	1	1		
8	17231-Z23-H60	COVER, AIR CLEANER	-	-	-	-	-	-	1	1		
9	17233-Z23-H60	SEAL, AIR CLEANER COVER	-	-	-	-	-	-	1	1		
10	17238-ZE7-710	COLLAR, AIR CLEANER	-	-	-	-	-	-	1	1		
11	90005-ZM3-000	BOLT, FLANGE, 5X18	-	-	-	-	-	-	4	4		
12	95701-06010-00	BOLT, FLANGE, 6X10	-	-	-	-	-	-	1	1		
13	95701-06032-08	BOLT, FLANGE, 6X32	-	-	-	-	-	-	1	1		



ZP4EF1500A

Ref. No.	L.O.N.	(Relative ref. Number) Description	F.R.T.
1	3131C5	MUFFLER, EXHAUST	0.4
2	3131D9	PROTECTOR, EXHAUST MUFFLER : OUTER	0.2
3	3131D8	PROTECTOR, EXHAUST MUFFLER : INNER	0.4
5	3131C9	PIPE, EXHAUST	0.5
7		(6,14)	
	3131B5	GASKET, EXHAUST PIPE	0.4
9	3131C6	NETTING, WIRE FLANGE	0.2

3

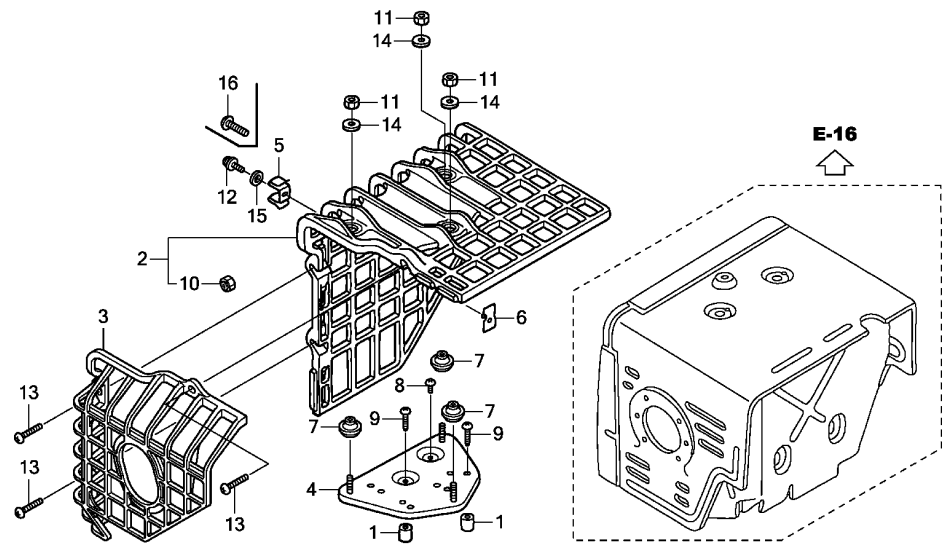
Ref. No.	Part No.	Description	Reqd. QTY							Serial No.	Parts catalogue code	
			EC 5000	EC 5000	ECT 7000	ECT 7000	ECT 7000	ECT 7000	ECMT 7000			ECMT 7000
1	18310-ZD1-E32	MUFFLER COMP. (SANKEI)	-	-	-	-	-	-	1	1		
2	18320-ZC2-000	PROTECTOR, MUFFLER OUTER	-	-	-	-	-	-	1	1		
3	18325-ZB4-000	PROTECTOR, MUFFLER INNER	-	-	-	-	-	-	1	1		
4	18329-ZB4-000	SEAL, MUFFLER PROTECTOR	-	-	-	-	-	-	2	2		
5	18330-ZE3-700	PIPE, EX.	-	-	-	-	-	-	1	1		
6	18333-ZB4-800	GASKET, EX. PIPE	-	-	-	-	-	-	1	-	-----	FT,GVT,GVWT
	18333-ZB4-801	-	-	-	-	-	-	1	-	-----	RGT
7	18333-ZE3-800	GASKET, EX. PIPE	-	-	-	-	-	-	1	-	-----	FT,GVT,GVWT
	18333-ZE3-801	-	-	-	-	-	-	1	-	-----	RGT
8	18336-ZT5-000	STAY, PROTECTOR SIDE	-	-	-	-	-	-	1	1		
9	18361-ZL0-000	NETTING, WIRE FLANGE	-	-	-	-	-	-	1	1		
10	90002-ZE2-U91	SCREW, TAPPING, 4X8	-	-	-	-	-	-	1	1		
11	94050-08000	NUT, FLANGE, 8MM	-	-	-	-	-	-	2	2		
12	95701-06012-00	BOLT, FLANGE, 6X12	-	-	-	-	-	-	8	8		
13	95701-08020-00	BOLT, FLANGE, 8X20	-	-	-	-	-	-	2	2		
14	18333-ZF6-W01	GASKET, EX. PIPE	-	-	-	-	-	-	-	1		

F-15-10

MUFFLER COVER

F14

FR.

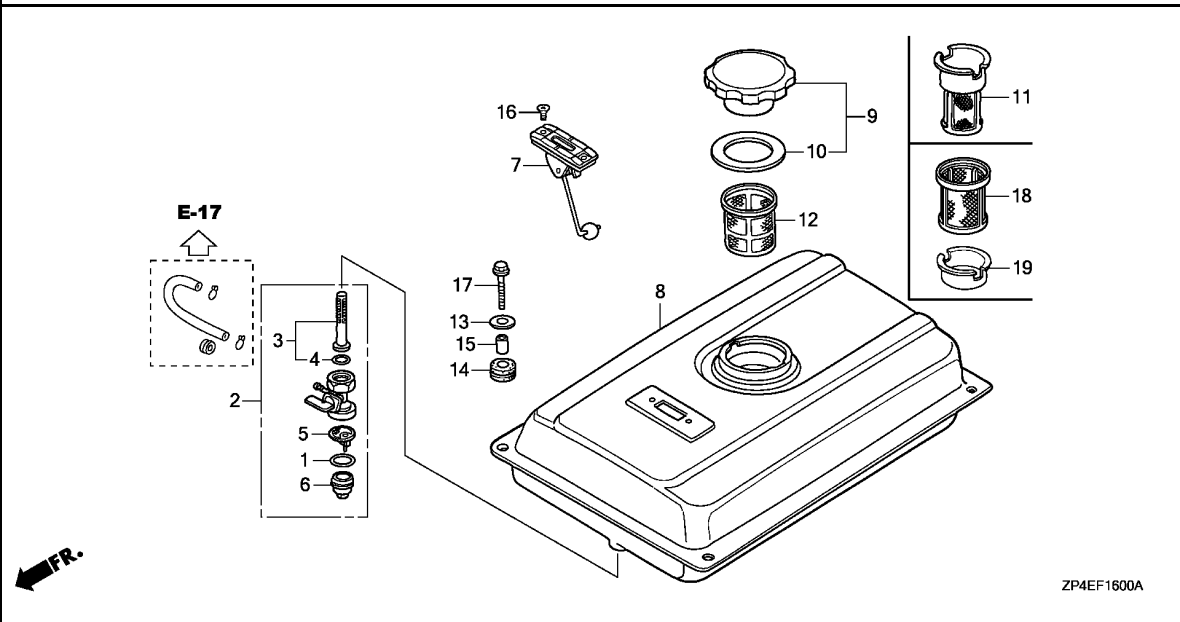


ZP4EF1510A

Ref. No.	L.O.N.	(Relative ref. Number) Description	F.R.T.
2	3131J4	COVER, MUFFLER PROTECTOR	0.1
3	3131J5	COVER, MUFFLER PROTECTOR :LEFT	0.1
4	3131Q1	BASE, MUFFLER COVER	0.2

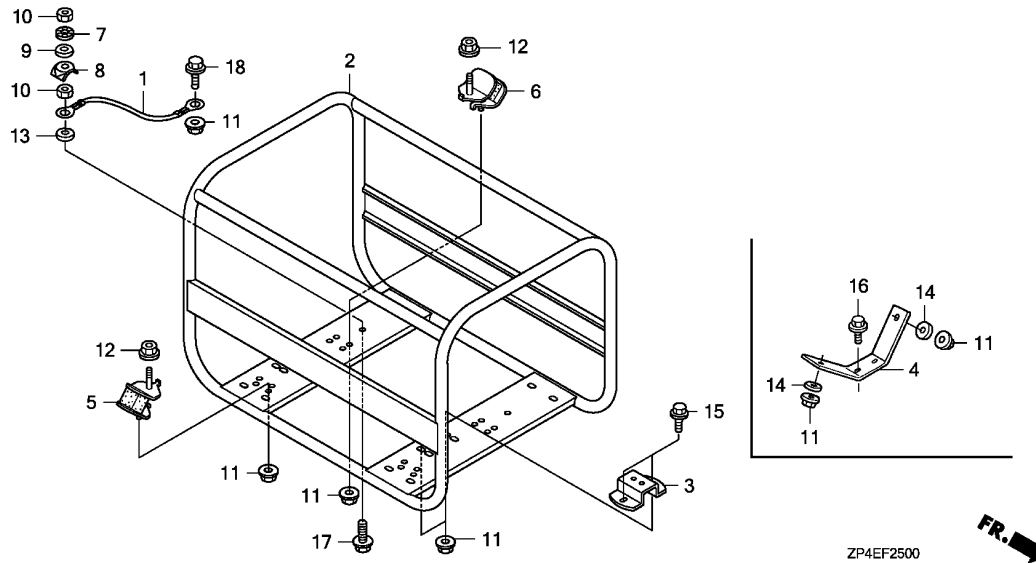
Ref. No.	Part No.	Description	Reqd. QTY								Serial No.	Parts catalogue code
			EC 5000	EC 5000 K1	EC 7000	ECT 7000 K1	ECT 7000 P	ECT 7000 P1	ECMT 7000	ECMT 7000 K1		
1	17233-896-701	COLLAR, AIR CLEANER CASE	2	2	2	2	2	2	-	-		
2	18433-ZF6-W40	COVER COMP., MUFFLER	1	-	1	-	-	-	-	-		
	18433-Z5T-000	-	1	-	1	-	-	-	-		
	18433-ZE3-H30	COVER, MUFFLER PROTECTOR	-	-	-	-	1	-	-	-		
	18433-ZP4-J60	-	-	-	-	-	1	-	-		
3	18434-ZP3-690	COVER, MUFFLER	1	1	1	1	1	1	-	-		
4	18436-ZH8-W40	BASE COMP., MUFFLER COVER ...	1	1	1	1	1	1	-	-		
5	18437-ZF6-W40	STAY, MUFFLER COVER	1	-	1	-	1	-	-	-		
	18437-Z5T-000	-	1	-	1	-	1	-	-		
6	18438-ZF6-W40	PLATE, SET	1	-	1	-	1	-	-	-		
7	18466-ZH8-W40	SPACER, MUFFLER COVER	3	3	3	3	3	3	-	-		
8	90050-ZE1-000	SCREW, TAPPING, 5X8	1	1	1	1	1	1	-	-		
9	90050-ZH8-W40	SCREW, TAPPING, 5X25	2	2	2	2	2	2	-	-		
10	90301-782-000	NUT, U, 6MM	3	3	3	3	2	2	-	-		
11	90302-KF9-900	NUT, HEX., 5MM	3	3	3	3	3	3	-	-		
12	93891-05012-00	SCREW-WASHER, 5X12	1	-	1	-	1	-	-	-		
13	93891-06020-07	SCREW-WASHER, 6X20	3	3	3	3	2	2	-	-		
14	94103-05700	WASHER, PLAIN, 5MM	3	3	3	3	3	3	-	-		
15	94111-05000	WASHER, SPRING, 5MM	1	-	1	-	1	-	-	-		
16	90006-Z5T-000	SCREW, TAPPING, 6X25	-	1	-	1	-	1	-	-		

3



Ref. No.	L.O.N.	(Relative ref. Number) Description	F.R.T.
1		(5,6)	
1	3101L6	PACKING, FUEL STRAINER CUP ...	0.2
2	3101A3	COCK, FUEL	0.2
3		(4)	
3	3101D5	SCREEN, FUEL STRAINER	0.2
7	6171A1	METER/GAUGE UNIT, FUEL	0.1
8	3101H7	TANK, FUEL	0.3
12		(11,18)	
	3101A6	FILTER, FUEL	0.1

Ref. No.	Part No.	Description	Reqd. QTY							Serial No.	Parts catalogue code	
			EC 5000	EC 7000	ECT 7000	ECT 7000	ECT 7000	ECMT 7000	ECMT 7000			
1	16173-001-004	PACKING, FUEL STRAINER CUP ..	-	-	-	-	-	-	1	1		
2	16950-ZB4-015	COCK ASSY., FUEL	-	-	-	-	-	-	1	1		
3	16952-ZB4-005	SCREEN SET, FUEL STRAINER ...	-	-	-	-	-	-	1	1		
4	16958-397-771	O-RING, 9.0X1.3	-	-	-	-	-	-	1	1		
5	16959-471-831	FILTER, CUP	-	-	-	-	-	-	1	1		
6	16967-GA6-671	CUP, FUEL STRAINER	-	-	-	-	-	-	1	1		
7	17505-ZB2-003	METER ASSY., FUEL	-	-	-	-	-	-	1	1		
8	17510-ZT5-000ZB	TANK COMP., FUEL *R280*.....POWER RED	-	-	-	-	-	-	1	1		
9	17620-899-013	CAP COMP., FUEL FILLER	-	-	-	-	-	-	1	1		
10	17631-899-000	PACKING, FUEL FILLER CAP	-	-	-	-	-	-	1	1		
11	17670-ZH8-D01	FILTER COMP., FUEL	1	-	1	-	1	-	-	-		
12	17670-ZT5-640	FILTER COMP., FUEL	-	-	-	-	-	-	1	1		
13	90503-898-000	WASHER, TANK CUSHION	-	-	-	-	-	-	4	4		
14	90851-898-000	RUBBER, TANK CUSHION	-	-	-	-	-	-	4	4		
15	91551-898-000	COLLAR, TANK CUSHION	-	-	-	-	-	-	4	4		
16	93600-05010-0A	SCREW, FLAT, 5X10	-	-	-	-	-	-	2	2		
17	95701-06022-00	BOLT, FLANGE, 6X22	-	-	-	-	-	-	4	4		
18	17670-ZB2-800	FILTER COMP., FUEL	-	1	-	1	-	1	-	-		
19	17673-893-000	HOLDER, FUEL FILTER	-	1	-	1	-	1	-	-		



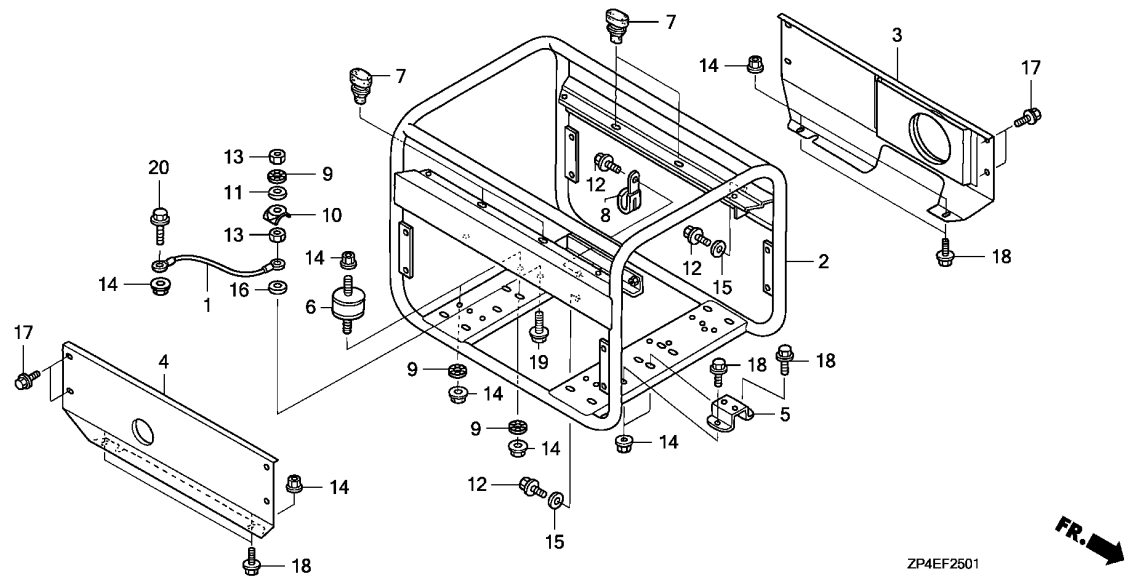
Ref. No.	L.O.N.	(Relative ref. Number) Description	F.R.T.
1	6111A4	CABLE, EARTH	0.1
2	4101H6	FRAME, MAIN	0.5
		.INCLUDES: Engine removal and installation	
5	4101Z1	RUBBER, ENGINE MOUNTING :RIGHT REAR	0.4
		.INCLUDES: Engine removal and installation	
		.NOTE: Same time for two units	
6	4101Z0	RUBBER, ENGINE MOUNTING :LEFT REAR	0.4
		.INCLUDES: Engine removal and installation	
		.NOTE: Same time for two units	

Ref. No.	Part No.	Description	Reqd. QTY								Serial No.	Parts catalogue code
			EC 5000	EC 5000 K1	ECT 7000	ECT 7000 K1	ECT 7000 P	ECT 7000 P1	ECMT 7000	ECMT 7000 K1		
1	32601-ZD5-M40	CABLE, EARTH	1	1	1	1	1	1	-	-		
2	50310-ZP3-691	FRAME COMP.	1	1	1	1	-	-	-	-		
	50310-ZP4-741	-	-	-	-	1	1	-	-		
3	50329-ZP3-690	STAY, GENERATOR	1	1	1	1	-	-	-	-		
4	50329-ZP4-740	STAY, GENERATOR	-	-	-	-	1	1	-	-		
5	68325-ZC2-000	RUBBER, BOTTOM	1	1	1	1	1	1	-	-		
6	68325-899-000	RUBBER, BOTTOM	1	1	1	1	1	1	-	-		
7	90501-ZD5-003	WASHER, FLANGE	1	1	1	1	1	1	-	-		
8	90501-898-000	WASHER, FRAME JOINT	1	1	1	1	1	1	-	-		
9	90503-ZP3-000	WASHER, PLAIN, 8MM	1	1	1	1	1	1	-	-		
10	94001-08000-0S	NUT, HEX., 8MM	2	2	2	2	2	2	-	-		
11	94050-08000	NUT, FLANGE, 8MM	5	5	5	5	7	7	-	-		
12	94050-10000	NUT, FLANGE, 10MM	2	2	2	2	2	2	-	-		
13	94101-08800	WASHER, PLAIN, 8MM	1	1	1	1	1	1	-	-		
14	94103-08000	WASHER, PLAIN, 8MM	-	-	-	-	2	2	-	-		
15	95701-08016-00	BOLT, FLANGE, 8X16	2	2	2	2	-	-	-	-		
16	95701-08020-00	BOLT, FLANGE, 8X20	-	-	-	-	2	2	-	-		
17	95701-08025-00	BOLT, FLANGE, 8X25	1	1	1	1	1	1	-	-		
18	95701-08035-00	BOLT, FLANGE, 8X35	1	1	1	1	1	1	-	-		

F-25-1

FRAME(2)

G 1



Ref. No.	L.O.N.	(Relative ref. Number) Description	F.R.T.
1	6111A4	CABLE, EARTH	0.1
2	4101H6	FRAME, MAIN	0.6
.INCLUDES: Engine removal and installation			
6	4101Z0	RUBBER, ENGINE MOUNTING :LEFT REAR	0.4
.INCLUDES: Engine removal and installation			
.NOTE: Same time for two units			
4101Z1		RUBBER, ENGINE MOUNTING :RIGHT REAR	0.4
.INCLUDES: Engine removal and installation			
.NOTE: Same time for two units			

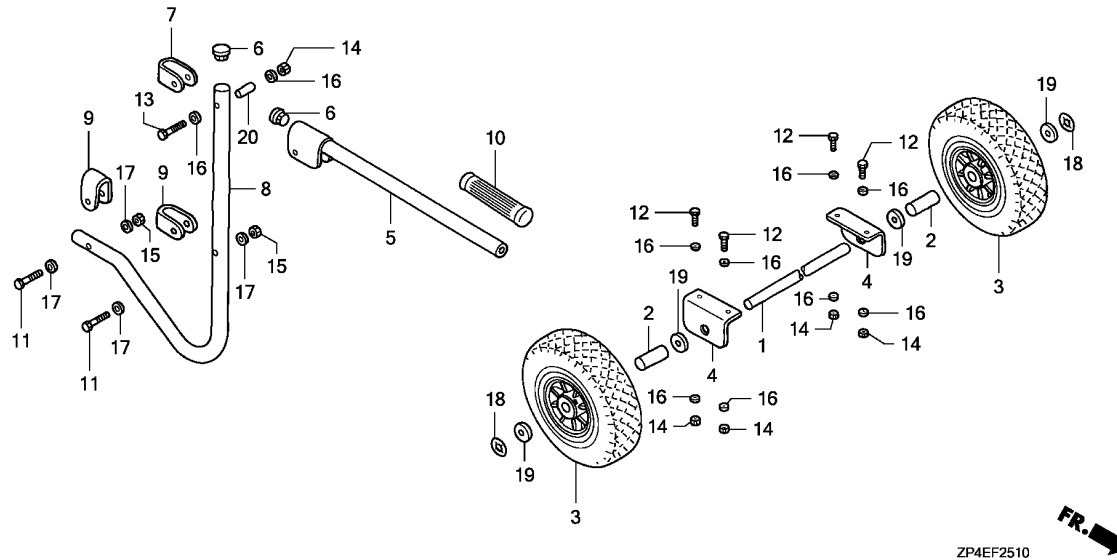
3

Ref. No.	Part No.	Description	Reqd. QTY								Serial No.	Parts catalogue code
			EC 5000	EC 7000	ECT 7000	ECT 7000	ECT 7000	ECT 7000	ECMT 7000	ECMT 7000		
1	32601-ZD5-M40	CABLE, EARTH	-	-	-	-	-	-	1	1		
2	50310-ZT5-640	FRAME COMP.	-	-	-	-	-	-	1	1		
3	50315-ZT5-640	PLATE, R. SIDE	-	-	-	-	-	-	1	1		
4	50316-ZT5-640	PLATE, L. SIDE	-	-	-	-	-	-	1	1		
5	50329-ZP4-G90	STAY, GENERATOR	-	-	-	-	-	-	1	1		
6	68311-ZP3-000	RUBBER, ENGINE MOUNTING	-	-	-	-	-	-	2	2		
7	76122-952-000	STOPPER, DISCHARGE GUARD	-	-	-	-	-	-	4	4		
8	90010-GE0-710	CLIP, TUBE	-	-	-	-	-	-	2	-		
9	90501-ZD5-003	WASHER, FLANGE	-	-	-	-	-	-	3	3		
10	90501-898-000	WASHER, FRAME JOINT	-	-	-	-	-	-	1	1		
11	90503-ZP3-000	WASHER, PLAIN, 8MM	-	-	-	-	-	-	1	1		
12	92101-05012-OA	BOLT, HEX., 5X12	-	-	-	-	-	-	4	4		
13	94001-08000-OS	NUT, HEX., 8MM	-	-	-	-	-	-	2	2		
14	94050-08000	NUT, FLANGE, 8MM	-	-	-	-	-	-	11	11		
15	94101-05800	WASHER, PLAIN, 5MM	-	-	-	-	-	-	4	4		
16	94101-08800	WASHER, PLAIN, 8MM	-	-	-	-	-	-	1	1		
17	95701-06010-00	BOLT, FLANGE, 6X10	-	-	-	-	-	-	8	8		
18	95701-08016-00	BOLT, FLANGE, 8X16	-	-	-	-	-	-	6	6		
19	95701-08025-00	BOLT, FLANGE, 8X25	-	-	-	-	-	-	1	1		
20	95701-08035-00	BOLT, FLANGE, 8X35	-	-	-	-	-	-	1	1		

F-25-10

HANDLE/WHEEL

G 2



Ref. No.	L.O.N.	(Relative ref. Number) Description	F.R.T.
1	2091E4	SHAFT, WHEEL	0.3
3	7101B4	WHEEL :LEFT	0.1
	7101B5	WHEEL :RIGHT	0.1
5	8101N1	HANDLE :LEFT	0.1
	8101N2	HANDLE :RIGHT	0.1
8	8101BK	STAND, TUBE :LEFT	0.2
	8101BL	STAND, TUBE :RIGHT	0.2
10	4131E0	GRIP, HANDLE :LEFT	0.1
		.NOTE: Same time for two units	
	4131E1	GRIP, HANDLE :RIGHT	0.1
		.NOTE: Same time for two units	

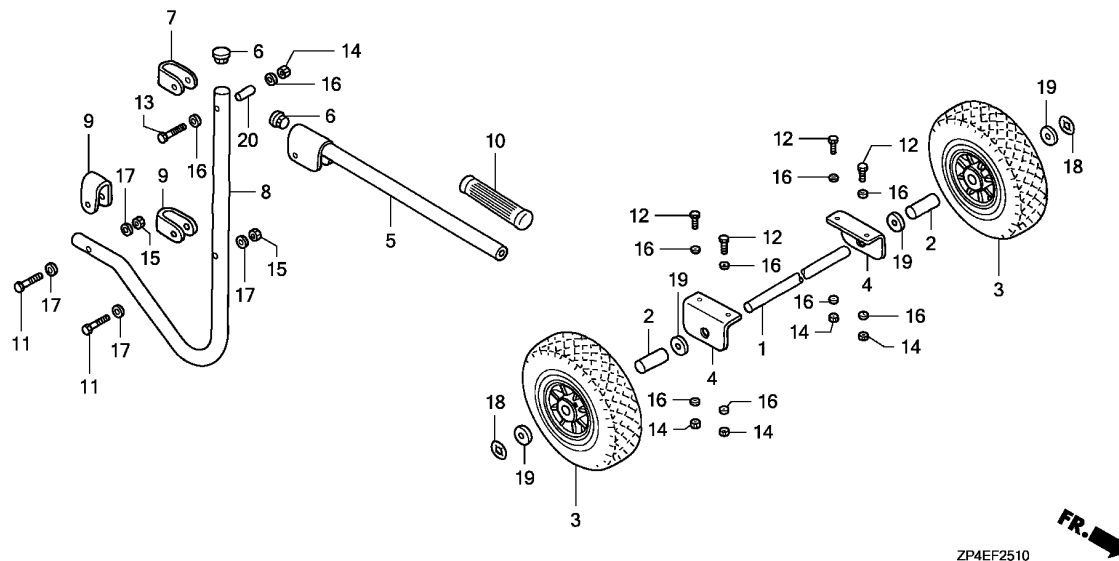
Ref. No.	Part No.	Description	Reqd. QTY								Serial No.	Parts catalogue code
			EC 5000	EC 5000 K1	ECT 7000	ECT 7000 K1	ECT 7000 P	ECT 7000 P1	ECMT 7000	ECMT 7000 K1		
1	42311-ZS8-000	SHAFT, WHEEL	(1)	-	(1)	-	(1)	-	-	-	-	BT, FT, GVT, GVWT, ITT
2	42312-ZS8-000	COLLAR, WHEEL SHAFT	(2)	-	(2)	-	(2)	-	-	1	-	BT, FT, GVT, GVWT, ITT
3	42700-ZS8-000	WHEEL ASSY.(260X85)	(2)	-	(2)	-	(2)	-	-	2	2	BT, FT, GVT, GVWT, ITT
4	42732-ZP3-000	HOLDER, SHAFT	(2)	-	(2)	-	(2)	-	-	2	-	BT, FT, GVT, GVWT, ITT
	42732-ZT5-J60	-	-	-	-	-	-	-	2	-	
5	53111-ZS8-000	HANDLE	(2)	-	(2)	-	(2)	-	-	2	2	BT, FT, GVT, GVWT, ITT
6	53115-ZS8-000	CAP, HANDLE	(4)	-	(4)	-	(4)	-	-	-	-	BT, FT, GVT, GVWT, ITT
7	53131-ZS8-000	BRACKET, HANDLE	(2)	-	(2)	-	(2)	-	-	4	4	BT, FT, GVT, GVWT, ITT
8	53136-ZS8-000	STAND, TUBE	(2)	-	(2)	-	(2)	-	-	2	2	BT, FT, GVT, GVWT, ITT
9	53156-ZS8-000	BRACKET, STAND	(4)	-	(4)	-	(4)	-	-	4	4	BT, FT, GVT, GVWT, ITT
10	53165-ZS8-000	GRIP, HANDLE	(2)	-	(2)	-	(2)	-	-	4	4	BT, FT, GVT, GVWT, ITT
11	90108-ZP3-000	BOLT, HEX., 6X42	(4)	-	(4)	-	(4)	-	-	-	-	BT, FT, GVT, GVWT, ITT
12	90109-ZP3-000	BOLT, HEX., 8X23	(4)	-	(4)	-	(4)	-	-	4	4	BT, FT, GVT, GVWT, ITT
13	90109-ZS8-000	BOLT, HEX., 8X50	(2)	-	(2)	-	(2)	-	-	4	4	BT, FT, GVT, GVWT, ITT
			-	-	-	-	-	-	-	2	2	

3

F-25-10

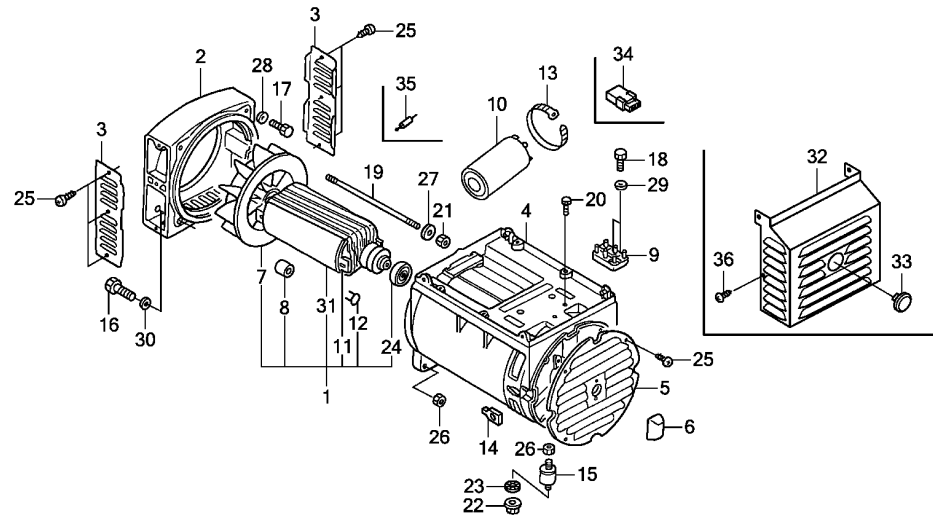
HANDLE/WHEEL

G 3



3

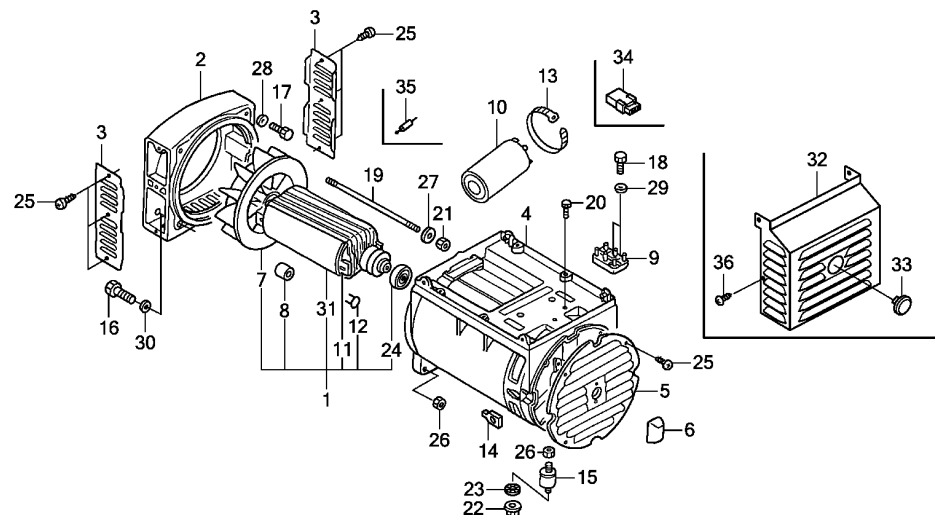
Ref. No.	Part No.	Description	Reqd. QTY									Serial No.	Parts catalogue code	
			EC 5000	EC 5000 K1	ECT 7000	ECT 7000 K1	ECT 7000 P	ECT 7000 P1	ECMT 7000	ECMT 7000 K1				
14	90303-ZP3-000	NUT, SELF-LOCK, 8MM	(6)	-	(6)	-	(6)	-	-	-	-	-	-	BT,FT,GVT,GVWT,ITT
15	90306-ZP3-000	NUT, SELF-LOCK, 6MM	(4)	-	(4)	-	(4)	-	-	-	6	6	-	BT,FT,GVT,GVWT,ITT
			-	-	-	-	-	-	4	4	-	-	-	
16	90503-ZP3-000	WASHER, PLAIN, 8MM	(12)	-	(12)	-	(12)	-	-	-	-	-	-	BT,FT,GVT,GVWT,ITT
			-	-	-	-	-	-	-	12	12	-	-	
17	90506-ZP3-000	WASHER, PLAIN, 6MM	(8)	-	(8)	-	(8)	-	-	-	-	-	-	BT,FT,GVT,GVWT,ITT
			-	-	-	-	-	-	-	-	8	8	-	
18	90507-ZP3-000	WASHER, LOCK, 20MM	(2)	-	(2)	-	(2)	-	-	-	-	-	-	BT,FT,GVT,GVWT,ITT
			-	-	-	-	-	-	-	-	2	2	-	
19	90508-ZP3-000	WASHER, PLAIN, 22MM	(4)	-	(4)	-	(4)	-	-	-	-	-	-	BT,FT,GVT,GVWT,ITT
			-	-	-	-	-	-	-	-	4	4	-	
20	91551-ZS8-000	COLLAR, HANDLE	(2)	-	(2)	-	(2)	-	-	-	-	-	-	BT,FT,GVT,GVWT,ITT
			-	-	-	-	-	-	-	2	2	-	-	



FR. →
ZP4EF2900A

Ref. No.	L.O.N.	(Relative ref. Number) Description	F.R.T.
1	6201A9	ROTOR, GENERATOR	1.3
2	6201E4	CASING, GENERATOR :FRONT	1.0
4	6201B9	STATOR, GENERATOR	0.6
7	6201B7	FAN, GENERATOR COOLING	0.8
10	6221J9	CONDENSER, CONTROL BOX	0.2
15	4101R0	RUBBER, GENERATOR BOTTOM	0.2
24	6201A7	BEARING, GENERATOR ROTOR	1.0

Ref. No.	Part No.	Description	Reqd. QTY							Serial No.	Parts catalogue code
			EC 5000	EC 5000 K1	ECT 7000	ECT 7000 K1	ECT 7000 P	ECT 7000 P1	ECMT 7000		
1	31130-ZP4-G92	ROTOR ASSY.	1	-	-	-	-	-	-	-	-
2	31161-ZP4-G91	CASING, FR.	1	-	-	-	-	-	-	-	-
3	31173-ZP4-G91	GRID, VENTILATION	2	2	-	-	-	-	-	-	-
4	31180-ZP4-G92	STATOR COMP.	1	-	-	-	-	-	-	-	-
	31180-ZP4-G93	-	1	-	-	-	-	-	-	-
5	31186-ZP4-G91	GRID, RR.	1	-	-	-	-	-	-	-	-
6	31189-ZP4-003	CAP	1	-	-	-	-	-	-	-	-
7	31191-ZP4-G92	FAN, COOLING	1	-	-	-	-	-	-	-	-
	31191-ZP4-G93	-	1	-	-	-	-	-	-	-
8	31193-ZP4-G91	RING, COMPENSATING	1	-	-	-	-	-	-	-	-
9	32162-ZP4-691	PLATE, COUPLING	1	1	-	-	-	-	-	-	-
10	32382-ZP4-821	CONDENSER	1	1	-	-	-	-	-	-	-
11	32385-ZP3-013	DIODE (D2/125)	2	-	-	-	-	-	-	-	-
12	32386-ZP3-003	VARISTOR	2	-	-	-	-	-	-	-	-
	32388-ZP3-003	-	2	-	-	-	-	-	-	-
13	32901-ZD5-003	TIE, CABLE	1	-	-	-	-	-	-	-	-
14	63517-ZP4-G91	COVER, STATOR	2	1	-	-	-	-	-	-	-
15	68321-ZT5-000	RUBBER, GENERATOR MOUNTING ..	1	1	-	-	-	-	-	-	-
16	90101-ZP4-G92	BOLT, SPECIAL, 8X35	4	4	-	-	-	-	-	-	-
17	90101-ZP4-000	BOLT, HEX., 3/8-16	4	4	-	-	-	-	-	-	-
18	90103-ZP4-G92	BOLT, SPECIAL, 5X16	2	2	-	-	-	-	-	-	-
19	90107-ZP4-G91	STUD, COUPLING	1	1	-	-	-	-	-	-	-
20	90109-ZP4-003	BOLT, HEX., 5X10	1	-	-	-	-	-	-	-	-
21	90301-ZP4-003	NUT, SELF-LOCK, 8MM	1	-	-	-	-	-	-	-	-
22	90303-ZD5-003	NUT, SETTING	1	1	-	-	-	-	-	-	-



FR. →
ZP4EF2900A

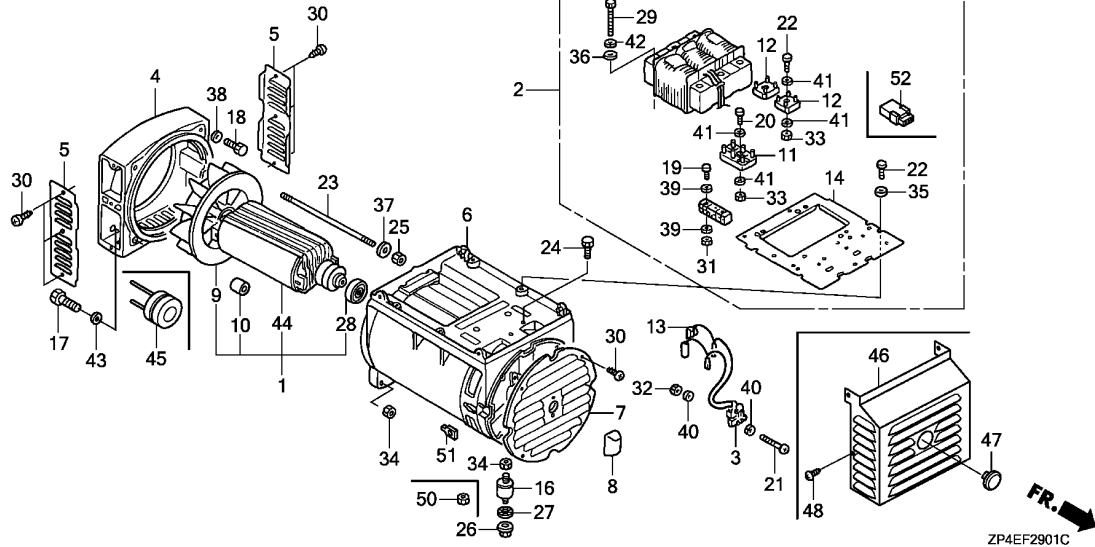
3

Ref. No.	Part No.	Description	Reqd. QTY							Serial No.	Parts catalogue code	
			EC 5000	EC 5000	ECT 7000	ECT 7000	ECT 7000	ECT 7000	ECMT 7000			ECMT 7000
23	90501-ZD5-003	WASHER, FLANGE	1	1	-	-	-	-	-	-		
24	91051-ZD5-003	BEARING, 6203	1	1	-	-	-	-	-	-		
25	93901-14210	SCREW, TAPPING, 4X10	10	6	-	-	-	-	-	-		
26	94001-08000-OS	NUT, HEX., 8MM	5	4	-	-	-	-	-	-		
27	94101-08800	WASHER, PLAIN, 8MM	1	1	-	-	-	-	-	-		
28	94102-10800	WASHER, PLAIN, 10MM	4	4	-	-	-	-	-	-		
29	94111-05800	WASHER, SPRING, 5MM	2	-	-	-	-	-	-	-		
30	94111-08800	WASHER, SPRING, 8MM	4	4	-	-	-	-	-	-		
31	31130-ZP4-G93	ROTOR COMP.	-	1	-	-	-	-	-	-		
32	31186-ZP4-G92	GRID, RR.	-	1	-	-	-	-	-	-		
33	31189-ZP4-013	CAP	-	1	-	-	-	-	-	-		
34	32163-ZP4-M42	CONNECTOR	-	1	-	-	-	-	-	-	-----	BT,ITT
35	32387-ZP3-003	DIODE(D2/125)	-	2	-	-	-	-	-	-		
36	93901-14210	SCREW, TAPPING, 4X10	-	2	-	-	-	-	-	-		

F-29-1

ROTOR/STATOR(2)

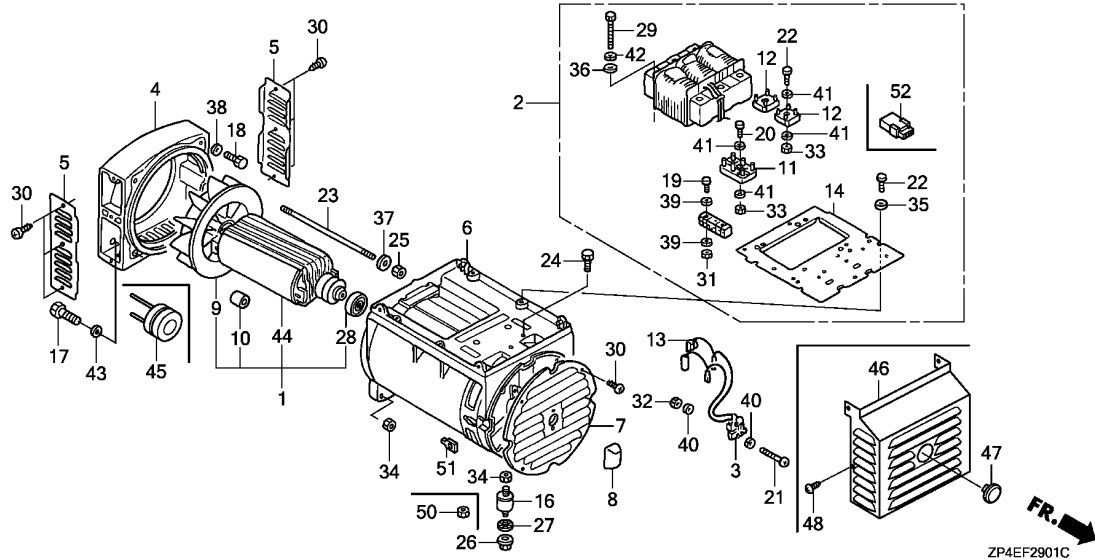
G 6



Ref. No.	L.O.N.	(Relative ref. Number) Description	F.R.T.
1	6201A9	ROTOR, GENERATOR	1.3
2	6201E5	TRANSFORMER	0.7
3	6201D1	HOLDER, GENERATOR BRUSH	0.5
4	6201E4	CASING, GENERATOR :FRONT	1.0
6	6201B9	STATOR, GENERATOR	0.6
9	6201B7	FAN, GENERATOR COOLING	0.8
16	4101R0	RUBBER, GENERATOR BOTTOM	0.2
28	6201A7	BEARING, GENERATOR ROTOR	1.0

Ref. No.	Part No.	Description	Reqd. QTY								Serial No.	Parts catalogue code
			EC 5000	EC 7000	ECT 7000	ECT 7000	ECT 7000	ECMT 7000	ECMT 7000	ECMT 7000		
			K1		K1	P	P1		K1			
1	31130-ZS8-M42	ROTOR COMP.	-	-	1	-	-	-	-	-----	FT,GVT,GVWT,ITT	
2	31135-ZS8-M42	TRANSFORMER ASSY.	-	-	1	1	-	-	-	-----	FT,GVT,GVWT,ITT	
3	31138-ZP4-M41	HOLDER, BRUSH	-	-	1	1	-	-	-	-----	FT,GVT,GVWT,ITT	
4	31161-ZP4-G91	CASING, FR.	-	-	1	1	-	-	-	-----	FT,GVT,GVWT,ITT	
5	31173-ZP4-G91	GRID, VENTILATION	-	-	2	2	-	-	-	-----	FT,GVT,GVWT,ITT	
6	31180-ZS8-M42	STATOR COMP.	-	-	1	-	-	-	-	-----	FT,GVT,GVWT,ITT	
	31180-ZS8-M43	-	-	1	-	-	-	-	-----	RGT	
7	31186-ZP4-G91	GRID, RR.	-	-	1	-	-	-	-	-----	FT,GVT,GVWT,ITT	
8	31189-ZP4-003	CAP	-	-	1	-	-	-	-	-----	FT,GVT,GVWT,ITT	
9	31191-ZP4-G92	FAN, COOLING	-	-	1	-	-	-	-	-----	FT,GVT,GVWT,ITT	
	31191-ZP4-G93	-	-	1	-	-	-	-	-----	RGT	
10	31193-ZP4-G91	RING, COMPENSATING	-	-	1	-	-	-	-	-----	FT,GVT,GVWT,ITT	
11	32162-ZP4-003	PLATE, COUPLING	-	-	1	1	-	-	-	-----	FT,GVT,GVWT,ITT	
12	32384-ZP4-M41	BRIDGE, RECTIFIER	-	-	2	-	-	-	-	-----	FT,GVT,GVWT,ITT	
	32387-ZP4-M41	-	-	2	-	-	-	-	-----	RGT	
13	32386-ZP3-003	VARISTOR	-	-	1	1	-	-	-	-----	FT,GVT,GVWT,ITT	
14	53321-ZS8-M41	PLATE, MOUNTING	-	-	1	1	-	-	-	-----	FT,GVT,GVWT,ITT	
16	68321-ZT5-000	RUBBER, GENERATOR MOUNTING ..	-	-	1	1	-	-	-	-----	FT,GVT,GVWT,ITT	
17	90101-ZP4-G92	BOLT, SPECIAL, 8X35	-	-	4	4	-	-	-	-----	FT,GVT,GVWT,ITT	
18	90101-ZP4-000	BOLT, HEX., 3/8-16	-	-	4	4	-	-	-	-----	FT,GVT,GVWT,ITT	
19	90101-ZS8-M42	BOLT, SPECIAL, 3X20	-	-	2	-	-	-	-	-----	FT,GVT,GVWT,ITT	
20	90103-ZP4-G92	BOLT, SPECIAL, 5X16	-	-	2	2	-	-	-	-----	FT,GVT,GVWT,ITT	
21	90103-ZS8-M42	BOLT, SPECIAL, 4X25	-	-	1	1	-	-	-	-----	FT,GVT,GVWT,ITT	

3



Ref. No.	Part No.	Description	Reqd. QTY								Serial No.	Parts catalogue code	
			EC 5000	EC 7000	ECT 7000	ECT 7000	ECT 7000	ECMT 7000	ECMT 7000	ECMT 7000			
22	90104-ZS8-M42	BOLT, SPECIAL, 5X20	-	-	6	6	-	-	-	-	-	-	-
23	90107-ZP4-G91	STUD, COUPLING	-	-	1	1	-	-	-	-	-	-	-
24	90109-ZP4-003	BOLT, HEX., 5X10	-	-	1	-	-	-	-	-	-	FT,GVT,GVWT,ITT	-
25	90301-ZP4-003	NUT, SELF-LOCK, 8MM	-	-	1	-	-	-	-	-	-	FT,GVT,GVWT,ITT	-
26	90303-ZD5-003	NUT, SETTING	-	-	1	-	-	-	-	-	-	FT,GVT,GVWT,ITT	-
	94050-08000	NUT, FLANGE, 8MM	-	-	1	-	-	-	-	-	-	RGT	-
27	90501-ZD5-003	WASHER, FLANGE	-	-	1	1	-	-	-	-	-	-	-
28	91051-ZD5-003	BEARING, 6203	-	-	1	1	-	-	-	-	-	-	-
29	92201-06060-0A	BOLT, HEX., 6X60	-	-	4	4	-	-	-	-	-	-	-
30	93901-14210	SCREW, TAPPING, 4X10	-	-	10	-	-	-	-	-	-	FT,GVT,GVWT,ITT	-
			-	-	6	-	-	-	-	-	-	RGT	-
			-	-	-	6	-	-	-	-	-	-	-
31	94001-03000-0S	NUT, HEX., 3MM	-	-	2	-	-	-	-	-	-	FT,GVT,GVWT,ITT	-
32	94001-04000-0S	NUT, HEX., 4MM	-	-	1	1	-	-	-	-	-	-	-
33	94001-05000-0S	NUT, HEX., 5MM	-	-	4	4	-	-	-	-	-	-	-
34	94001-08000-0S	NUT, HEX., 8MM	-	-	5	-	-	-	-	-	-	FT,GVT,GVWT,ITT	-
			-	-	4	-	-	-	-	-	-	RGT	-
35	94101-05800	WASHER, PLAIN, 5MM	-	-	4	4	-	-	-	-	-	-	-
36	94101-06800	WASHER, PLAIN, 6MM	-	-	4	-	-	-	-	-	-	FT,GVT,GVWT,ITT	-
	94111-06800	WASHER, SPRING, 6MM	-	-	4	-	-	-	-	-	-	RGT	-
			-	-	-	4	-	-	-	-	-	-	-
37	94101-08800	WASHER, PLAIN, 8MM	-	-	2	-	-	-	-	-	-	FT,GVT,GVWT,ITT	-
			-	-	1	-	-	-	-	-	-	RGT	-
			-	-	-	1	-	-	-	-	-	-	-
38	94102-10800	WASHER, PLAIN, 10MM	-	-	4	4	-	-	-	-	-	-	-

3

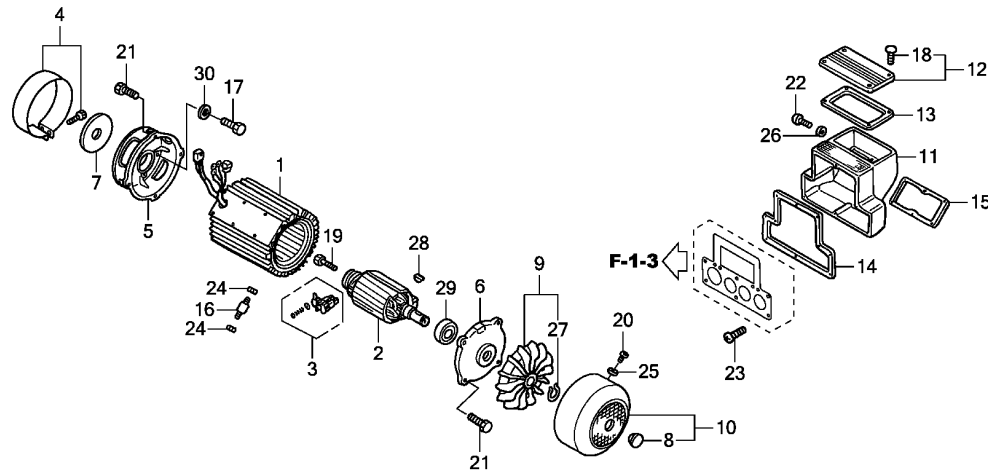
Ref. No.	Part No.	Description	Reqd. QTY							Serial No.	Parts catalogue code	
			EC 5000	EC 5000 K1	ECT 7000	ECT 7000 K1	ECT 7000 P	ECT 7000 P1	ECMT 7000			ECMT 7000 K1
39	94111-03800	WASHER, SPRING, 3MM	-	-	4	-	-	-	-	-	-----	FT,GVT,GVWT,ITT
40	94111-04800	WASHER, SPRING, 4MM	-	-	2	-	-	-	-	-	-----	FT,GVT,GVWT,ITT
			-	-	1	-	-	-	-	-	-----	RGT
			-	-	-	1	-	-	-	-	-----	
41	94111-05800	WASHER, SPRING, 5MM	-	-	8	-	-	-	-	-	-----	FT,GVT,GVWT,ITT
			-	-	6	-	-	-	-	-	-----	RGT
			-	-	-	6	-	-	-	-	-----	
42	94111-06800	WASHER, SPRING, 6MM	-	-	4	-	-	-	-	-	-----	FT,GVT,GVWT,ITT
	94101-06800	WASHER, PLAIN, 6MM	-	-	4	-	-	-	-	-	-----	RGT
			-	-	-	4	-	-	-	-	-----	
43	94111-08800	WASHER, SPRING, 8MM	-	-	4	4	-	-	-	-	-----	
44	31130-ZS8-M43	ROTOR COMP.	-	-	1	-	-	-	-	-	-----	RGT
			-	-	-	1	-	-	-	-	-----	
45	31137-ZP4-831	RING, SLIP	-	-	1	-	-	-	-	-	-----	RGT
			-	-	-	1	-	-	-	-	-----	
46	31186-ZP4-G92	GRID, RR.	-	-	1	-	-	-	-	-	-----	RGT
			-	-	-	1	-	-	-	-	-----	
47	31189-ZP4-013	CAP	-	-	1	-	-	-	-	-	-----	RGT
			-	-	-	1	-	-	-	-	-----	
48	93901-14210	SCREW, TAPPING, 4X10	-	-	2	-	-	-	-	-	-----	RGT
			-	-	-	2	-	-	-	-	-----	
50	90303-ZD5-003	NUT, SETTING	-	-	1	-	-	-	-	-	-----	RGT
			-	-	-	1	-	-	-	-	-----	
51	63517-ZP4-G91	COVER, STATOR	-	-	2	-	-	-	-	-	-----	FT,GVT,GVWT,ITT
			-	-	1	-	-	-	-	-	-----	RGT
			-	-	-	1	-	-	-	-	-----	
52	32163-ZP4-M42	CONNECTOR	-	-	1	-	-	-	-	-	-----	RGT
			-	-	-	1	-	-	-	-	-----	



F-29-2

ROTOR/STATOR(3)

G 9

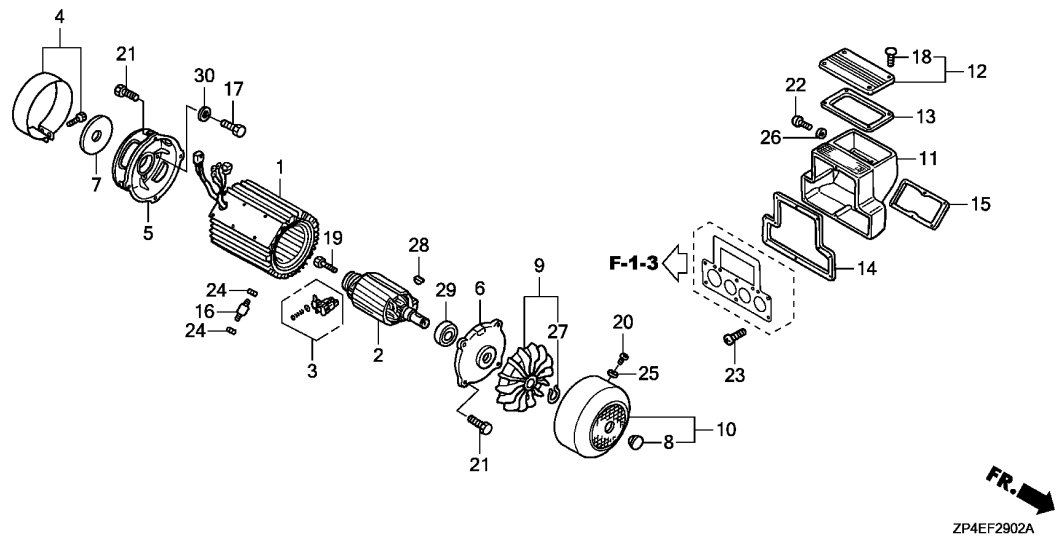


Ref. No.	L.O.N.	(Relative ref. Number) Description	F.R.T.
1	6201B9	STATOR, GENERATOR	0.6
2	6201A9	ROTOR, GENERATOR	1.3
3	6201D1	HOLDER, GENERATOR BRUSH	0.6
5	6201F4	COUPLING, FLANGE	1.0
9	6201B7	FAN, GENERATOR COOLING	0.4
16	4101R0	RUBBER, GENERATOR BOTTOM	0.2
29	6201A7	BEARING, GENERATOR ROTOR	1.0

FR. →
ZP4EF2902A

Ref. No.	Part No.	Description	Reqd. QTY								Serial No.	Parts catalogue code
			EC 5000	EC 7000	ECT 7000	ECT 7000	ECT 7000	ECT 7000	ECMT 7000	ECMT 7000		
1	31120-ZP4-V41	HOUSING COMP., STATOR	-	-	-	-	1	1	-	-		
2	31130-ZP4-V41	ROTOR COMP.	-	-	-	-	1	1	-	-		
3	31138-ZP3-V41	HOLDER, BRUSH	-	-	-	-	1	1	-	-		
4	31173-ZP4-U41	CLAMP COMP.	-	-	-	-	1	1	-	-		
5	31185-ZP4-U41	FLANGE COUPLING	-	-	-	-	1	1	-	-		
6	31186-ZP4-U41	CASING, RR.	-	-	-	-	1	1	-	-		
7	31188-ZP4-V41	SEAL, FLANGE COUPLING	-	-	-	-	1	1	-	-		
8	31189-ZP4-V41	CAP	-	-	-	-	1	1	-	-		
9	31191-ZP4-V41	FAN COMP., WHEEL	-	-	-	-	1	1	-	-		
10	31192-ZP4-U41	COVER	-	-	-	-	1	1	-	-		
11	32351-ZP4-U41	SWITCH BOX	-	-	-	-	1	1	-	-		
12	32354-ZP4-V41	COVER COMP., REGULATOR	-	-	-	-	1	1	-	-		
13	32357-ZP4-U41	RING, REGULATOR	-	-	-	-	1	1	-	-		
14	32358-ZP4-U41	PLATE, SEAL	-	-	-	-	1	1	-	-		
15	32359-ZP4-U41	SEAL, CONTROL BOX	-	-	-	-	1	1	-	-		
16	68321-ZP4-V41	RUBBER, GENERATOR MOUNTING ..	-	-	-	-	2	2	-	-		
17	90101-ZP4-000	BOLT, HEX., 3/8-16	-	-	-	-	4	4	-	-		
18	90110-ZP4-V41	SCREW, 5X16	-	-	-	-	4	4	-	-		
19	90112-ZP4-V41	BOLT, HEX., 5/16X70	-	-	-	-	1	1	-	-		
20	90113-ZP3-V41	SCREW, 5X10	-	-	-	-	4	4	-	-		
21	90113-ZP4-U41	SCREW, 8X25	-	-	-	-	8	8	-	-		
22	90114-ZP3-V41	SCREW, 5X18	-	-	-	-	6	6	-	-		
23	90116-ZP3-V41	SCREW, 5X12	-	-	-	-	10	10	-	-		
24	90307-ZP3-V41	NUT, 8MM	-	-	-	-	2	2	-	-		
25	90511-ZP3-V41	WASHER, (B5)	-	-	-	-	4	4	-	-		

3

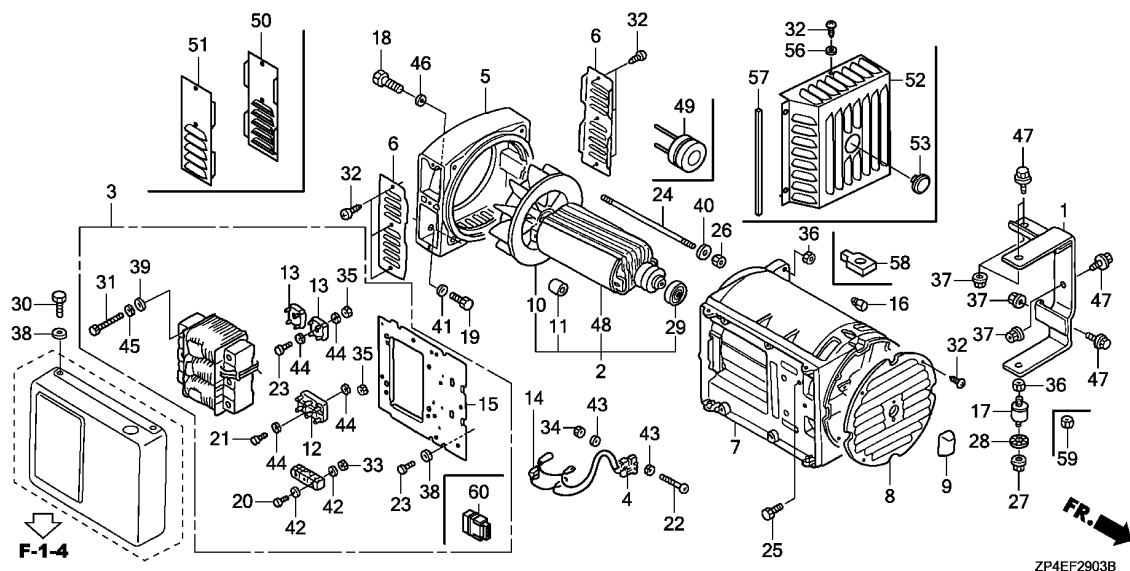


Ref. No.	Part No.	Description	Reqd. QTY								Serial No.	Parts catalogue code
			EC 5000	EC 5000	ECT 7000	ECT 7000	ECT 7000	ECT 7000	ECMT 7000	ECMT 7000		
26	90513-ZP3-V41	WASHER,	-	-	-	-	6	6	-	-		
27	90651-ZP4-V41	CIRCLIP	-	-	-	-	1	1	-	-		
28	90751-ZP4-U41	KEY, WOODRUFF, 6X7.5	-	-	-	-	1	1	-	-		
29	91051-ZP4-U41	BEARING, 6305 2RS	-	-	-	-	1	1	-	-		
30	94102-10800	WASHER, PLAIN, 10MM	-	-	-	-	4	-	-	-	-----	RGT

F-29-3

ROTOR/STATOR(4)

G11



Ref. No.	L.O.N.	(Relative ref. Number) Description	F.R.T.
2	6201A9	ROTOR, GENERATOR	1.3
3	6201E5	TRANSFORMER	0.7
4	6201D1	HOLDER, GENERATOR BRUSH	0.5
5	6201E4	CASING, GENERATOR :FRONT	1.0
7	6201B9	STATOR, GENERATOR	0.6
10	6201B7	FAN, GENERATOR COOLING	0.8
17	4101DC	RUBBER, GENERATOR MOUNTING ...	0.2
29	6201A7	BEARING, GENERATOR ROTOR	1.0

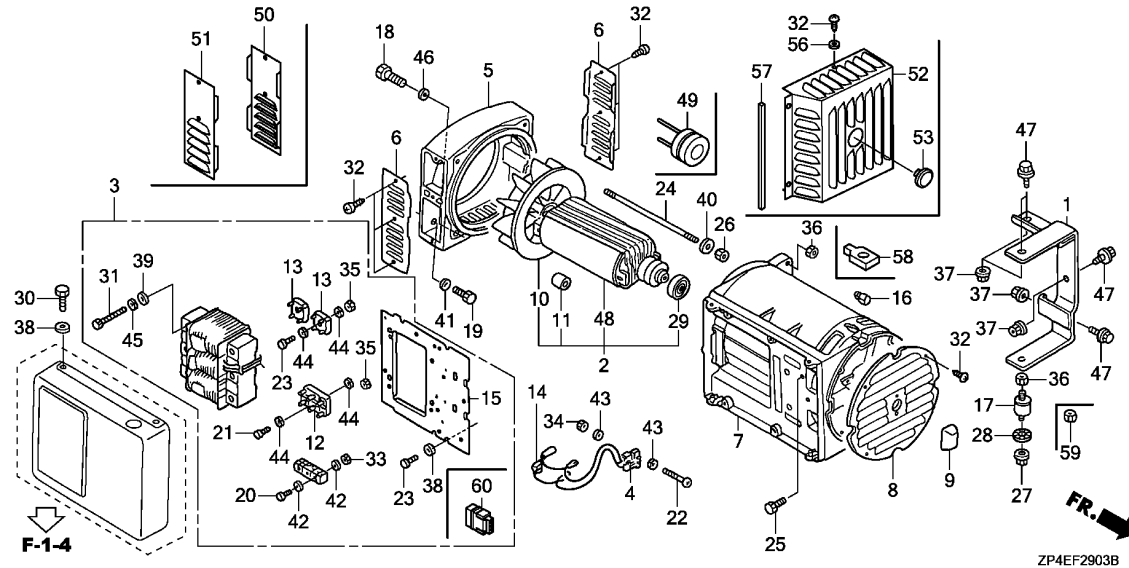
ZP4EF2903B

Ref. No.	Part No.	Description	Reqd. QTY								Serial No.	Parts catalogue code
			EC 5000	EC 5000	ECT 7000	ECT 7000	ECT 7000	ECT 7000	ECMT 7000	ECMT 7000		
			K1		K1	P	P1		K1			
1	18338-ZT5-000	STAY, MUFFLER	-	-	-	-	-	-	1	-		
	18338-ZT5-010	-	-	-	-	-	-	1	-		
2	31130-ZS8-M42	ROTOR COMP.	-	-	-	-	-	-	1	-	FT,GVT,GVWT	
3	31135-ZS8-M42	TRANSFORMER ASSY.	-	-	-	-	-	-	1	1		
4	31138-ZP4-M41	HOLDER, BRUSH	-	-	-	-	-	-	1	1		
5	31161-ZP4-G91	CASING, FR.	-	-	-	-	-	-	1	1		
6	31173-ZP4-G91	GRID, VENTILATION	-	-	-	-	-	-	2	-	FT,GVT,GVWT	
7	31180-ZS8-M42	STATOR COMP.	-	-	-	-	-	-	1	-	FT,GVT,GVWT	
	31180-ZT5-003	STATOR COMP	-	-	-	-	-	-	1	-	RGT	
8	31186-ZP4-G91	GRID, RR.	-	-	-	-	-	-	1	-	FT,GVT,GVWT	
9	31189-ZP4-003	CAP	-	-	-	-	-	-	1	-	FT,GVT,GVWT	
10	31191-ZP4-G92	FAN, COOLING	-	-	-	-	-	-	1	-	FT,GVT,GVWT	
	31191-ZP4-G93	-	-	-	-	-	-	1	-	RGT	
11	31193-ZP4-G91	RING, COMPENSATING	-	-	-	-	-	-	1	-	FT,GVT,GVWT	
12	32162-ZP4-003	PLATE, COUPLING	-	-	-	-	-	-	1	1		
13	32384-ZP4-M41	BRIDGE, RECTIFIER	-	-	-	-	-	-	2	-	FT,GVT,GVWT	
	32387-ZP4-M41	-	-	-	-	-	-	2	-	RGT	
14	32386-ZP3-003	VARISTOR	-	-	-	-	-	-	1	1		
15	53321-ZS8-M41	PLATE, MOUNTING	-	-	-	-	-	-	1	1		
16	63517-ZT5-940	COVER, STATOR	-	-	-	-	-	-	2	-	FT,GVT,GVWT	
17	68321-ZT5-000	RUBBER, GENERATOR MOUNTING ..	-	-	-	-	-	-	1	1		
18	90101-ZP4-G92	BOLT, SPECIAL, 8X35	-	-	-	-	-	-	4	4		
19	90101-ZP4-000	BOLT, HEX., 3/8-16	-	-	-	-	-	-	4	4		

3

Ref. No.	Part No.	Description	Reqd. QTY								Serial No.	Parts catalogue code
			EC 5000	EC 5000 K1	ECT 7000	ECT 7000 K1	ECT 7000 P	ECT 7000 P1	ECMT 7000	ECMT 7000 K1		
20	90101-ZS8-M42	BOLT, SPECIAL, 3X20	-	-	-	-	-	-	2	-	-	FT,GVT,GVWT
21	90103-ZP4-G92	BOLT, SPECIAL, 5X16	-	-	-	-	-	-	2	2		
22	90103-ZS8-M42	BOLT, SPECIAL, 4X25	-	-	-	-	-	-	1	1		
23	90104-ZS8-M42	BOLT, SPECIAL, 5X20	-	-	-	-	-	-	6	6		
24	90107-ZP4-G91	STUD, COUPLING	-	-	-	-	-	-	1	1		
25	90109-ZP4-003	BOLT, HEX., 5X10	-	-	-	-	-	-	1	-	FT,GVT,GVWT	
26	90301-ZP4-003	NUT, SELF-LOCK, 8MM	-	-	-	-	-	-	1	-	FT,GVT,GVWT	
27	90303-ZD5-003	NUT, SETTING	-	-	-	-	-	-	1	-	FT,GVT,GVWT	
	94050-08000	NUT, FLANGE, 8MM	-	-	-	-	-	-	1	-	RGT	
			-	-	-	-	-	-	-	1		
28	90501-ZD5-003	WASHER, FLANGE	-	-	-	-	-	-	1	1		
29	91051-ZD5-003	BEARING, 6203	-	-	-	-	-	-	1	1		
30	92201-05012-0A	BOLT, HEX., 5X12	-	-	-	-	-	-	4	-	FT,GVT,GVWT	
31	92201-06060-0A	BOLT, HEX., 6X60	-	-	-	-	-	-	4	4		
32	93901-14210	SCREW, TAPPING, 4X10	-	-	-	-	-	-	10	10		
33	94001-03000	NUT, HEX., 3MM	-	-	-	-	-	-	2	-	FT,GVT,GVWT	
34	94001-04000	NUT, HEX., 4MM	-	-	-	-	-	-	1	-	FT,GVT,GVWT	
	94001-04000-0S		-	-	-	-	-	-	1	-	RGT	
			-	-	-	-	-	-	-	1		
35	94001-05000	NUT, HEX., 5MM	-	-	-	-	-	-	4	-	FT,GVT,GVWT	
	94001-05000-0S		-	-	-	-	-	-	4	-	RGT	
			-	-	-	-	-	-	-	4		
36	94001-08000	NUT, HEX., 8MM	-	-	-	-	-	-	5	-	FT,GVT,GVWT	
	94001-08000-0S		-	-	-	-	-	-	4	-	RGT	
			-	-	-	-	-	-	-	4		
37	94050-08000	NUT, FLANGE, 8MM	-	-	-	-	-	-	4	4		
38	94101-05800	WASHER, PLAIN, 5MM	-	-	-	-	-	-	8	4	FT,GVT,GVWT	
			-	-	-	-	-	-	4	-	RGT	
39	94101-06800	WASHER, PLAIN, 6MM	-	-	-	-	-	-	4	-	FT,GVT,GVWT	
	94111-06800	WASHER, SPRING, 6MM	-	-	-	-	-	-	4	-	RGT	
			-	-	-	-	-	-	-	4		
40	94101-08800	WASHER, PLAIN, 8MM	-	-	-	-	-	-	1	1		
41	94102-10800	WASHER, PLAIN, 10MM	-	-	-	-	-	-	4	4		
42	94111-03800	WASHER, SPRING, 3MM	-	-	-	-	-	-	4	-	FT,GVT,GVWT	
43	94111-04800	WASHER, SPRING, 4MM	-	-	-	-	-	-	2	1	FT,GVT,GVWT	
			-	-	-	-	-	-	1	-	RGT	
44	94111-05800	WASHER, SPRING, 5MM	-	-	-	-	-	-	8	8		
45	94111-06800	WASHER, SPRING, 6MM	-	-	-	-	-	-	4	-	FT,GVT,GVWT	
	94101-06800	WASHER, PLAIN, 6MM	-	-	-	-	-	-	4	-	RGT	
			-	-	-	-	-	-	-	4		
46	94111-08800	WASHER, SPRING, 8MM	-	-	-	-	-	-	4	4		
47	95701-08020-00	BOLT, FLANGE, 8X20	-	-	-	-	-	-	4	4		
48	31130-ZS8-M43	ROTOR COMP.	-	-	-	-	-	-	1	-	RGT	
			-	-	-	-	-	-	-	1		
49	31137-ZP4-831	RING, SLIP	-	-	-	-	-	-	1	-	RGT	
			-	-	-	-	-	-	-	1		
50	31173-ZT5-003	GRID, R. VENTILATION	-	-	-	-	-	-	1	-	RGT	
			-	-	-	-	-	-	-	1		
51	31174-ZT5-003	GRID, L. VENTILATION	-	-	-	-	-	-	1	-	RGT	
			-	-	-	-	-	-	-	1		

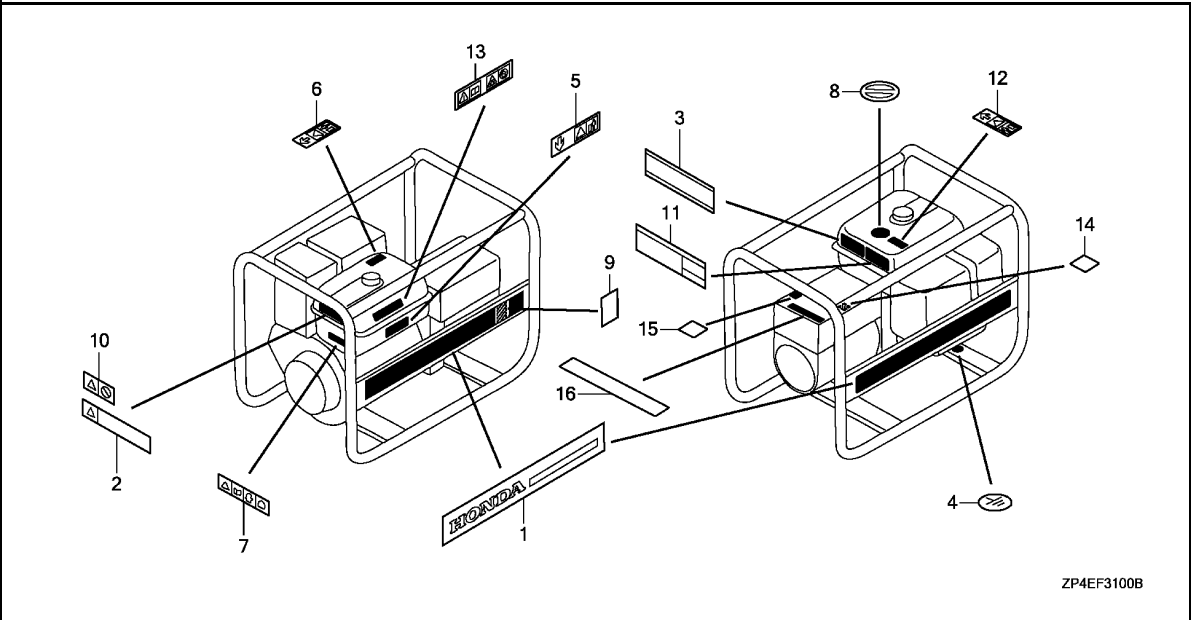




ZP4EF2903B

Ref. No.	Part No.	Description	Reqd. QTY								Serial No.	Parts catalogue code
			EC 5000	EC 5000	ECT 7000	ECT 7000	ECT 7000	ECT 7000	ECMT 7000	ECMT 7000		
52	31186-ZP4-G92	GRID, RR.	-	-	-	-	-	-	1	-	-----	RGT
53	31189-ZP4-013	CAP	-	-	-	-	-	-	1	-	-----	RGT
56	90501-ZT5-003	WASHER, SPECIAL	-	-	-	-	-	-	4	-	-----	RGT
57	91251-ZT5-003	SEAL, WATER	-	-	-	-	-	-	1	-	-----	RGT
58	63517-ZP4-G91	COVER, STATOR	-	-	-	-	-	-	1	-	-----	RGT
59	90303-ZD5-003	NUT, SETTING	-	-	-	-	-	-	1	-	-----	RGT
60	32163-ZP4-M42	CONNECTOR	-	-	-	-	-	-	1	-	-----	RGT

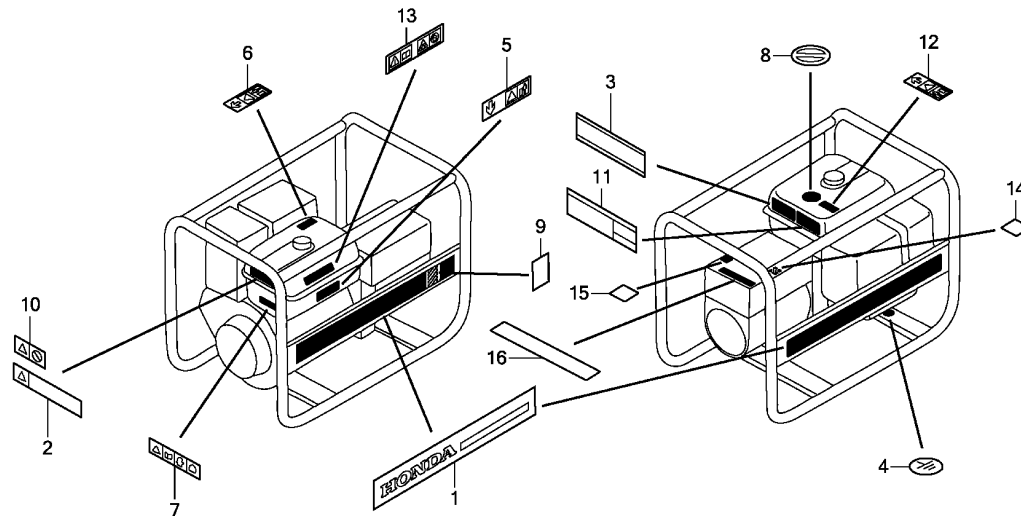




Ref. No.	L.O.N.	(Relative ref. Number) Description	F.R.T.
NO INFORMATION			

ZP4EF3100B

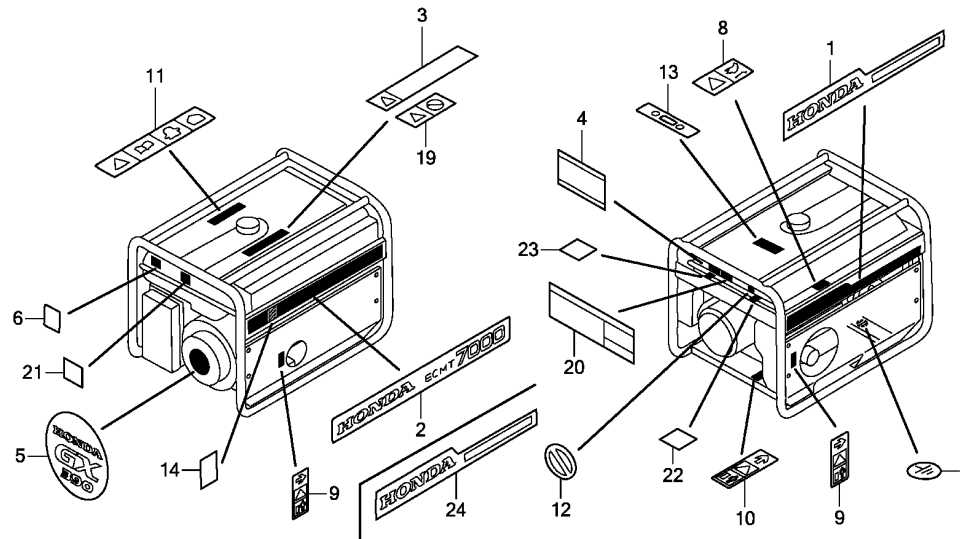
Ref. No.	Part No.	Description	Reqd. QTY								Serial No.	Parts catalogue code	
			EC 5000	EC 7000	ECT 7000	ECT 7000 K1	ECT 7000 P	ECT 7000 P1	ECMT 7000	ECMT 7000 K1			
1	87101-ZP4-A90	MARK, EMBLEM(EC5000)	2	-	-	-	-	-	-	-	-	-	-
	87101-ZP4-E60	-	2	-	-	-	-	-	-	-	-	-
	87101-ZP4-950	MARK, EMBLEM(ECT7000)	-	-	2	-	-	-	-	-	-	-	-
	87101-ZP4-G60	-	-	-	2	-	-	-	-	-	-	-
	87101-ZP4-A40	MARK, EMBLEM(ECT7000P)	-	-	-	-	1	-	-	-	-	-	-
	87101-ZP4-J60	-	-	-	-	-	1	-	-	-	-	-
2	87106-ZD5-000	MARK, FUEL CAUTION	1	-	1	-	1	-	-	-	-	-----	BT,FT,GVT,GVWT,ITT
3	87152-ZP4-A91	LABEL, SPECIFICATION(B) (EC5000)	1	-	-	-	-	-	-	-	-	-----	BT
	87152-ZP4-B51	LABEL, SPECIFICATION(EC5000)	1	-	-	-	-	-	-	-	-	-----	FT,GVT,GVWT,ITT
	87152-ZP4-E91	LABEL, SPECIFICATION	-	1	-	-	-	-	-	-	-	-----	BT
	87152-ZP4-E61	-	1	-	-	-	-	-	-	-	-----	FT,GVT,GVWT,ITT
	87152-ZP4-951	LABEL, SPECIFICATION(ECT7000)	-	-	1	-	-	-	-	-	-	-----	FT,GVT,GVWT,ITT
	87152-ZP4-G61	LABEL, SPECIFICATION	-	-	-	1	-	-	-	-	-	-----	FT,GVT,GVWT,ITT
	87152-ZP4-A41	LABEL, SPECIFICATION(ECT7000P)	-	-	-	-	1	-	-	-	-	-----	GVT,GVWT
	87152-ZP4-J61	LABEL, SPECIFICATION	-	-	-	-	-	1	-	-	-	-----	
4	87534-892-640	MARK, EARTH	1	1	1	1	1	1	-	-	-	-	-
5	87539-Z22-A60	MARK, EX. CAUTION	1	1	1	1	1	1	-	-	-	-	-
6	87540-ZD5-690	MARK, HOT CAUTION	1	-	1	-	1	-	-	-	-	-----	BT,FT,GVT,GVWT,ITT
	87539-ZT4-690	MARK, HOT CAUTION(B)	-	1	-	1	-	1	-	-	-	-----	
7	87561-ZD5-691	MARK, CAUTION(CO)	1	-	1	-	1	-	-	-	-	-----	BT,FT,GVT,GVWT,ITT
8	87563-ZD5-000	MARK, CONNECT CAUTION	1	1	1	1	1	1	-	-	-	-----	
9	87709-Z07-S50	MARK, RECYCLE	1	1	1	1	1	1	-	-	-	-----	GVWT
10	87106-ZD5-010	MARK, FUEL CAUTION	-	1	-	1	-	1	-	-	-	-----	RGT
		-	-	1	-	1	-	-	-	-	-----	
11	87152-ZP4-670	LABEL, SPEC(ECT7000)	-	-	1	-	-	-	-	-	-	-----	RGT
	87152-ZP4-671	LABEL, SPEC	-	-	-	1	-	-	-	-	-	-----	RGT



ZP4EF3100B

3

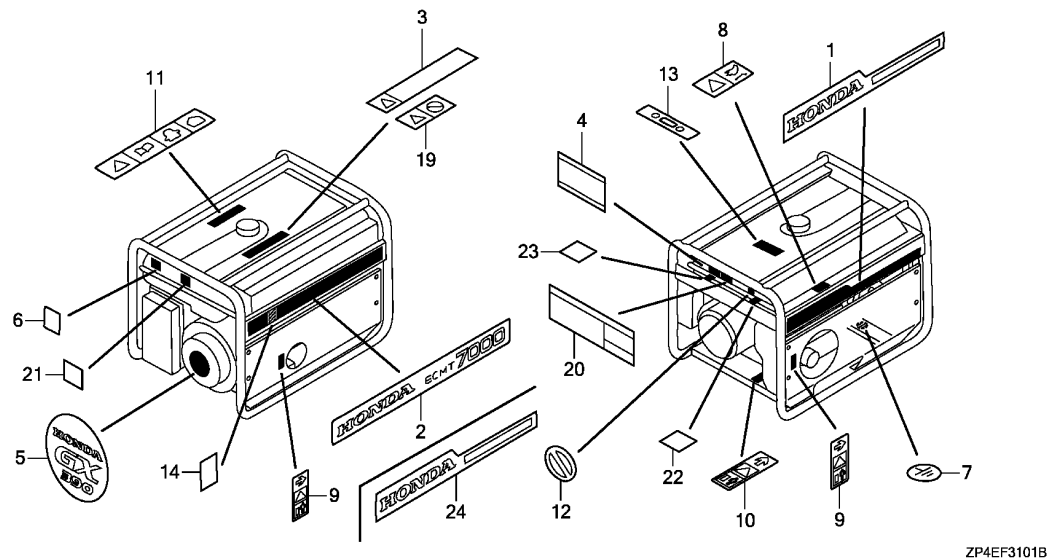
Ref. No.	Part No.	Description	Reqd. QTY								Serial No.	Parts catalogue code
			EC 5000	EC 7000	ECT 7000	ECT 7000	ECT 7000	ECT 7000	ECMT 7000	ECMT 7000		
			K1		K1	P	P1		K1			
11)	87152-ZP4-770	LABEL, SPEC(ECT7000P)	-	-	-	1	-	-	-	-----	RGT	
12	87540-ZD5-690	MARK, HOT CAUTION	-	1	-	1	-	-	-	-----	RGT	
13	87561-ZD5-692	MARK, CAUTION(CO)	-	1	-	1	-	-	-	-----	RGT	
14	87580-ZP3-A40	MARK, CIRCUIT BREAKER(230V)	-	1	-	-	-	-	-	-----	FT,GVT,GVWT,ITT	
			-	1	-	-	-	-	-	-----	RGT	
15	87580-ZP3-A40	MARK, CIRCUIT BREAKER(230V)	-	1	-	-	-	-	-	-----	BT	
	87580-ZP4-940	MARK, CIRCUIT BREAKER(400V)	-	-	1	-	-	-	-	-----	RGT	
			-	-	-	1	-	-	-	-----		
16	87580-ZP4-A90	MARK, CIRCUIT BREAKER (115V/230V)	-	1	-	-	-	-	-	-----	BT	



Ref. No.	L.O.N.	(Relative ref. Number) Description	F.R.T.
----------	--------	------------------------------------	--------

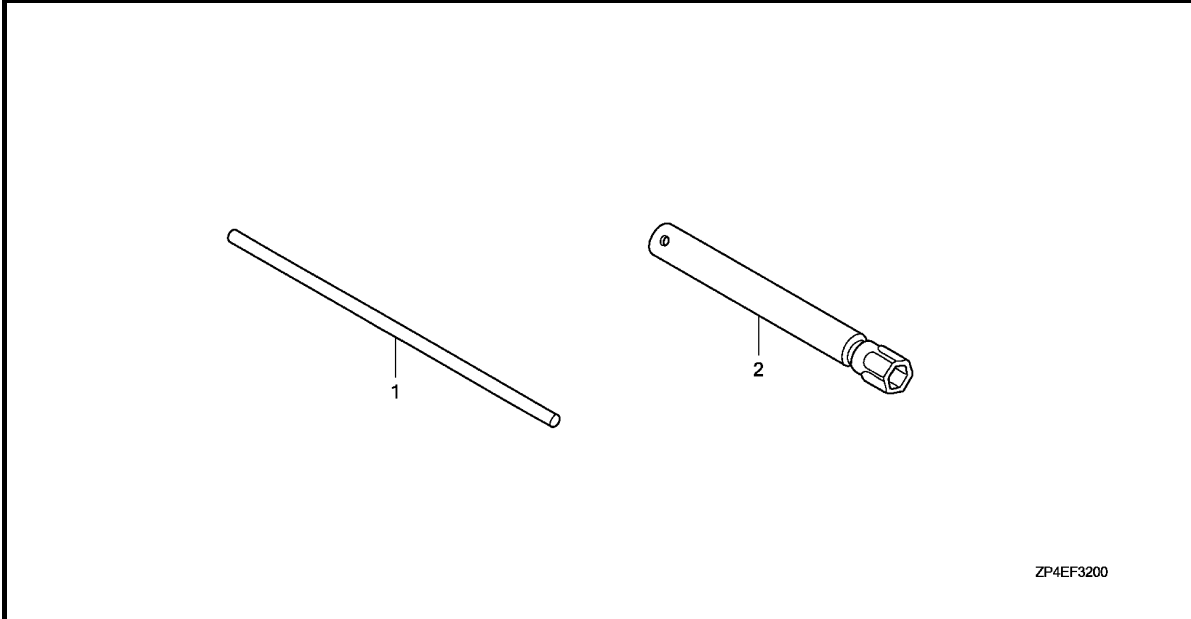
NO INFORMATION

Ref. No.	Part No.	Description	Reqd. QTY							Serial No.	Parts catalogue code	
			EC 5000	EC 5000 K1	EC 7000	ECT 7000 K1	ECT 7000 P	ECT 7000 P1	ECMT 7000			ECMT 7000 K1
1	87101-ZT5-940	MARK, EMBLEM(ECMT7000)	-	-	-	-	-	-	1	-		
	87101-ZT5-J60	-	-	-	-	-	-	-	-		1
2	87102-ZT5-940	MARK, EMBLEM(ECMT7000)	-	-	-	-	-	-	1	-		
3	87106-ZA8-660	MARK, FUEL CAUTION	-	-	-	-	-	-	1	-	-----	FT,GVT,GVWT
4	87152-ZT5-941	LABEL, SPECIFICATION(ECMT7000)	-	-	-	-	-	-	1	-	-----	FT,GVT,GVWT
	87152-ZT5-J61	LABEL, SPECIFICATION	-	-	-	-	-	-	-	1		
5	87521-ZF6-W04	EMBLEM(HONDA GX390)	-	-	-	-	-	-	1	-		
	87521-Z5T-000	-	-	-	-	-	-	-	1		
6	87528-898-620	MARK, CHOKE	-	-	-	-	-	-	1	-	-----	FT,GVT,GVWT
	87528-ZR6-T60	-	-	-	-	-	-	1	-	-----	RGT
			-	-	-	-	-	-	-	1		
7	87534-892-640	MARK, EARTH	-	-	-	-	-	-	1	1		
8	87539-ZD5-000	MARK, EX. CAUTION	-	-	-	-	-	-	1	1		
9	87539-ZT4-690	MARK, HOT CAUTION(B)	-	-	-	-	-	-	2	2		
10	87540-ZD5-690	MARK, HOT CAUTION	-	-	-	-	-	-	1	1		
11	87561-ZD5-691	MARK, CAUTION(CO)	-	-	-	-	-	-	1	-	-----	FT,GVT,GVWT
	87561-ZD5-692	-	-	-	-	-	-	1	-	-----	RGT
			-	-	-	-	-	-	-	1		
12	87563-ZD5-000	MARK, CONNECT CAUTION	-	-	-	-	-	-	1	1		
13	87565-ZB4-A00	PLATE, FUEL INDICATION	-	-	-	-	-	-	1	1		
14	87709-Z07-S50	MARK, RECYCLE	-	-	-	-	-	-	1	1	-----	GVWT
19	87106-ZD5-010	MARK, FUEL CAUTION	-	-	-	-	-	-	1	-	-----	RGT
			-	-	-	-	-	-	-	1		
20	87152-ZT5-670	LABEL, SPEC(ECMT7000)	-	-	-	-	-	-	1	-	-----	RGT
21	87565-Z15-W70	MARK, FUEL	-	-	-	-	-	-	1	-	-----	RGT
			-	-	-	-	-	-	-	1		



ZP4EF3101B

Ref. No.	Part No.	Description	Reqd. QTY							Serial No.	Parts catalogue code
			EC 5000	EC 5000 K1	ECT 7000	ECT 7000 K1	ECT 7000 P	ECT 7000 P1	ECMT 7000		
22	87580-ZP3-A40	MARK, CIRCUIT BREAKER(230V) .	-	-	-	-	-	-	1	-	----- RGT
23	87580-ZP4-940	MARK, CIRCUIT BREAKER(400V) .	-	-	-	-	-	-	1	-	----- RGT
24	87101-ZT5-J60	MARK, EMBLEM(ECMT7000)	-	-	-	-	-	-	1	-	



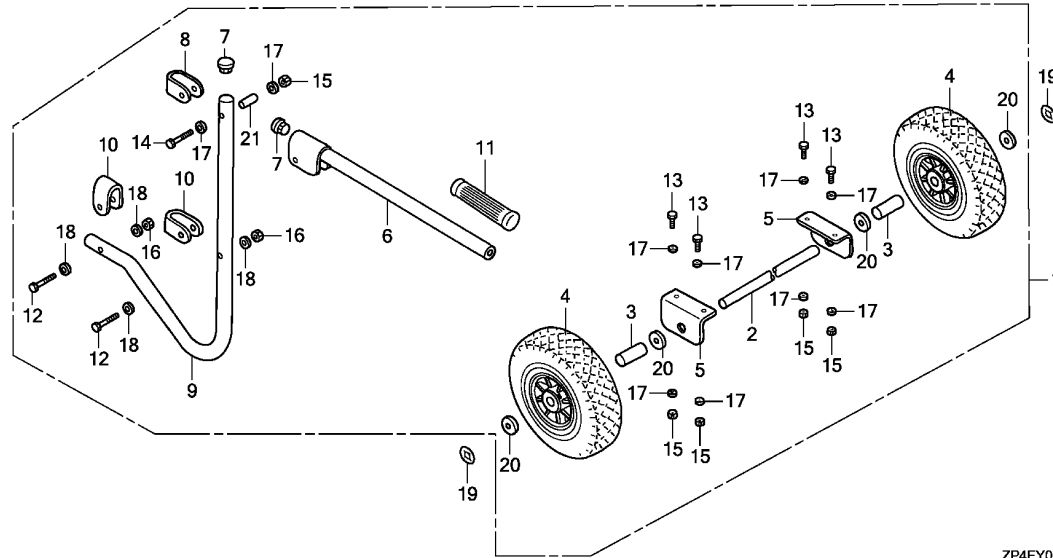
ZP4EF3200

Ref. No.	L.O.N.	(Relative ref. Number) Description	F.R.T.
NO INFORMATION			

Ref. No.	Part No.	Description	Reqd. QTY								Serial No.	Parts catalogue code
			EC 5000	EC 5000 K1	ECT 7000	ECT 7000 K1	ECT 7000 P	ECT 7000 P1	ECMT 7000	ECMT 7000 K1		

1	89211-170-000	BAR, PLUG WRENCH	-	-	-	-	-	-	-	1	1	
2	99004-21001	WRENCH, BOX (P21)	-	-	-	-	-	-	-	1	1	

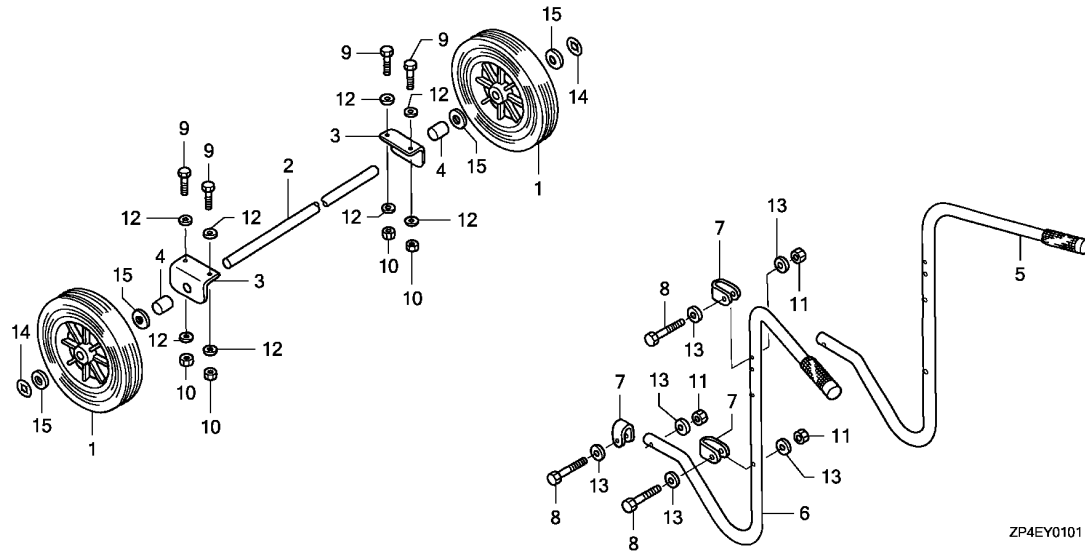




Ref. No.	L.O.N.	(Relative ref. Number) Description	F.R.T.
1	7101B6	WHEEL KIT	0.6
2	2091E4	SHAFT, WHEEL	0.3
4	7101B4	WHEEL :LEFT	0.1
	7101B5	WHEEL :RIGHT	0.1
6	8101N1	HANDLE :LEFT	0.1
	8101N2	HANDLE :RIGHT	0.1
9	8101BK	STAND, TUBE :LEFT	0.2
	8101BL	STAND, TUBE :RIGHT	0.2
11	4131E0	GRIP, HANDLE :LEFT	0.1
	4131E1	GRIP, HANDLE :RIGHT	0.1
		.NOTE: Same time for two units	
		.NOTE: Same time for two units	

ZP4EY0100A

Ref. No.	Part No.	Description	Reqd. QTY								Serial No.	Parts catalogue code
			EC 5000	EC 7000	ECT 7000	ECT 7000	ECT 7000	ECT 7000	ECMT 7000	ECMT 7000		
			K1	K1	P	P1		K1				
1	06427-ZS8-000	WHEEL KIT	(1)	-	(1)	-	(1)	-	-	-	-	
	06427-ZS8-010	-	(1)	-	(1)	-	(1)	-	-	-	
2	42311-ZS8-000	SHAFT, WHEEL	(1)	(1)	(1)	(1)	(1)	(1)	-	-	-	
3	42312-ZS8-000	COLLAR, WHEEL SHAFT	(2)	(2)	(2)	(2)	(2)	(2)	-	-	-	
4	42700-ZS8-000	WHEEL ASSY.(260X85)	(2)	(2)	(2)	(2)	(2)	(2)	-	-	-	
5	42732-ZP3-000	HOLDER, SHAFT	(2)	(2)	(2)	(2)	(2)	(2)	-	-	-	
6	53111-ZS8-000	HANDLE	(2)	(2)	(2)	(2)	(2)	(2)	-	-	-	
7	53115-ZS8-000	CAP, HANDLE	(4)	(4)	(4)	(4)	(4)	(4)	-	-	-	
8	53131-ZS8-000	BRACKET, HANDLE	(2)	(2)	(2)	(2)	(2)	(2)	-	-	-	
9	53136-ZS8-000	STAND, TUBE	(2)	(2)	(2)	(2)	(2)	(2)	-	-	-	
10	53156-ZS8-000	BRACKET, STAND	(4)	(4)	(4)	(4)	(4)	(4)	-	-	-	
11	53165-ZS8-000	GRIP, HANDLE	(2)	(2)	(2)	(2)	(2)	(2)	-	-	-	
12	90108-ZP3-000	BOLT, HEX., 6X42	(4)	(4)	(4)	(4)	(4)	(4)	-	-	-	
13	90109-ZP3-000	BOLT, HEX., 8X23	(4)	(4)	(4)	(4)	(4)	(4)	-	-	-	
14	90109-ZS8-000	BOLT, HEX., 8X50	(2)	(2)	(2)	(2)	(2)	(2)	-	-	-	
15	90303-ZP3-000	NUT, SELF-LOCK, 8MM	(6)	(6)	(6)	(6)	(6)	(6)	-	-	-	
16	90306-ZP3-000	NUT, SELF-LOCK, 6MM	(4)	(4)	(4)	(4)	(4)	(4)	-	-	-	
17	90503-ZP3-000	WASHER, PLAIN, 8MM	(12)	(12)	(12)	(12)	(12)	(12)	-	-	-	
18	90506-ZP3-000	WASHER, PLAIN, 6MM	(8)	(8)	(8)	(8)	(8)	(8)	-	-	-	
19	90507-ZP3-000	WASHER, LOCK, 20MM	(2)	(2)	(2)	(2)	(2)	(2)	-	-	-	
20	90508-ZP3-000	WASHER, PLAIN, 22MM	(4)	(4)	(4)	(4)	(4)	(4)	-	-	-	
21	91551-ZS8-000	COLLAR, HANDLE	(2)	(2)	(2)	(2)	(2)	(2)	-	-	-	



Ref. No.	L.O.N.	(Relative ref. Number) Description	F.R.T.
1	7101B4	WHEEL :LEFT	0.1
	7101B5	WHEEL :RIGHT	0.1
2	2091E4	SHAFT, WHEEL	0.3
5	8101BQ	HANDLE(A) :RIGHT	0.2
6	8101BP	HANDLE(A) :LEFT	0.2

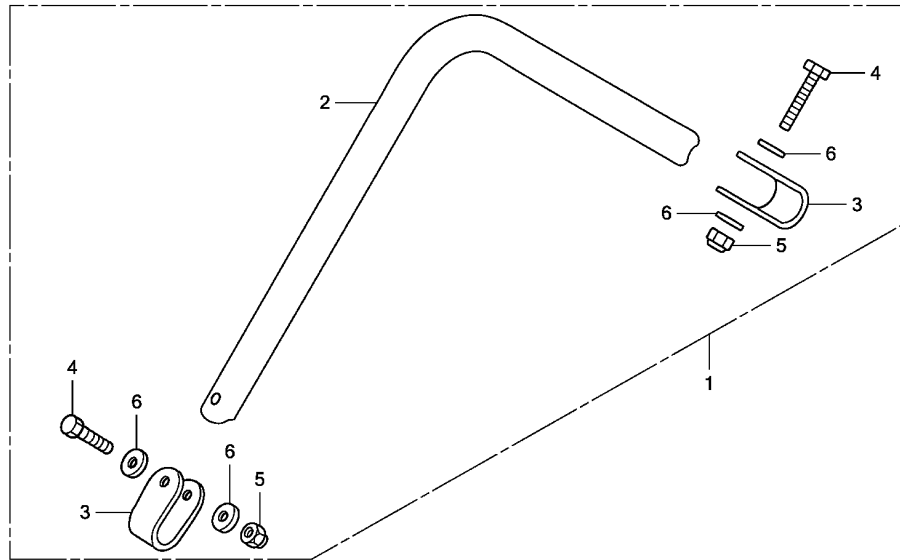
Ref. No.	Part No.	Description	Reqd. QTY								Serial No.	Parts catalogue code
			EC 5000	EC 5000 K1	ECT 7000	ECT 7000 K1	ECT 7000 P	ECT 7000 P1	ECMT 7000	ECMT 7000 K1		
1	42710-ZP3-000	WHEEL COMP.(250X60)	(2)	(2)	(2)	(2)	-	-	-	-		
2	42730-ZP3-000	SHAFT, WHEEL	(1)	(1)	(1)	(1)	-	-	-	-		
3	42732-ZP3-000	HOLDER, SHAFT	(2)	-	(2)	-	-	-	-	-		
4	42733-ZP3-000	COLLAR, WHEEL SHAFT	(2)	(2)	(2)	(2)	-	-	-	-		
5	53110-ZP3-000	HANDLE COMP., R.	(1)	(1)	(1)	(1)	-	-	-	-		
6	53120-ZP3-000	HANDLE COMP., L.	(1)	(1)	(1)	(1)	-	-	-	-		
7	53155-ZP3-000	CLAMP, HANGER	(6)	(6)	(6)	(6)	-	-	-	-		
8	90108-ZP3-000	BOLT, HEX., 6X42	(6)	(6)	(6)	(6)	-	-	-	-		
9	90109-ZP3-000	BOLT, HEX., 8X23	(4)	-	(4)	-	-	-	-	-		
10	90303-ZP3-000	NUT, SELF-LOCK, 8MM	(4)	-	(4)	-	-	-	-	-		
11	90306-ZP3-000	NUT, SELF-LOCK, 6MM	(6)	(6)	(6)	(6)	-	-	-	-		
12	90503-ZP3-000	WASHER, PLAIN, 8MM	(8)	(8)	(8)	(8)	-	-	-	-		
13	90506-ZP3-000	WASHER, PLAIN, 6MM	(12)	(12)	(12)	(12)	-	-	-	-		
14	90507-ZP3-000	WASHER, LOCK, 20MM	(2)	(2)	(2)	(2)	-	-	-	-		
15	90508-ZP3-000	WASHER, PLAIN, 22MM	(4)	(4)	(4)	(4)	-	-	-	-		



FOP-2

HANGER KIT

H 5

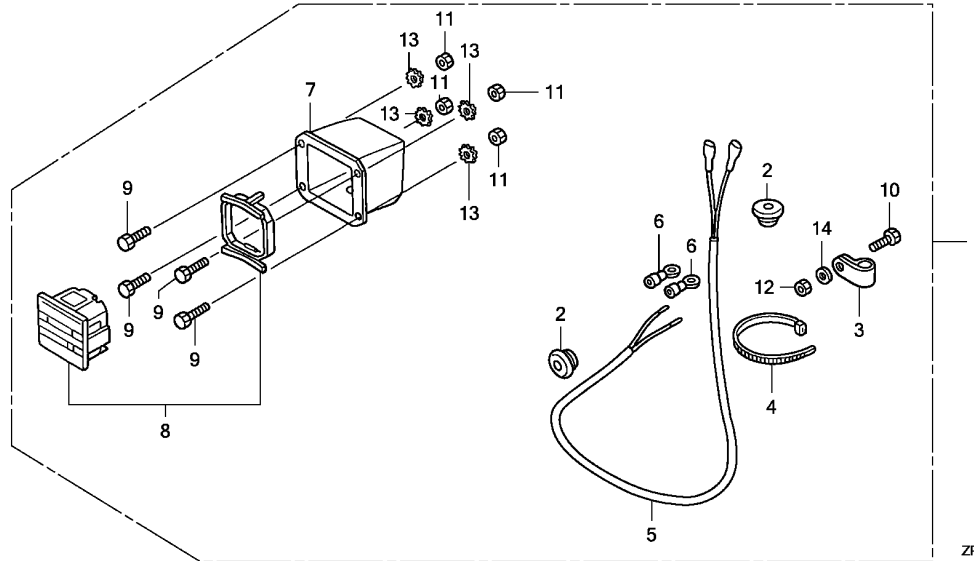


ZP4EY0200

Ref. No.	L.O.N.	(Relative ref. Number) Description	F.R.T.
1	4101U9	HANGER KIT	0.1
2	4101CH	HANGER, GENERATOR	0.1

3

Ref. No.	Part No.	Description	Reqd. QTY								Serial No.	Parts catalogue code
			EC 5000	EC 5000 K1	ECT 7000	ECT 7000 K1	ECT 7000 P	ECT 7000 P1	ECMT 7000	ECMT 7000 K1		
1	06810-ZP3-000	HANGER KIT	(1)	(1)	(1)	(1)	(1)	(1)	-	-		
2	53150-ZP3-000	HANGER	(1)	(1)	(1)	(1)	(1)	(1)	-	-		
3	53155-ZP3-000	CLAMP, HANGER	(2)	(2)	(2)	(2)	(2)	(2)	-	-		
4	90105-ZP3-000	BOLT, HEX., 8X45	(2)	(2)	(2)	(2)	(2)	(2)	-	-		
5	90303-ZP3-000	NUT, SELF-LOCK, 8MM	(2)	(2)	(2)	(2)	(2)	(2)	-	-		
6	90503-ZP3-000	WASHER, PLAIN, 8MM	(4)	(4)	(4)	(4)	(4)	(4)	-	-		



ZP4EY0300

Ref. L.O.N. (Relative ref. Number) F.R.T.
No. Description

NO INFORMATION

Ref. No.	Part No.	Description	Reqd. QTY								Serial No.	Parts catalogue code	
			EC 5000	EC 5000	ECT 7000	ECT 7000	ECT 7000	ECT 7000	ECMT 7000	ECMT 7000			
			K1		K1	P	P1						
1	06820-ZP3-000	METER KIT, HOUR	(1)	(1)	(1)	(1)	-	-	-	-	-	-	-
2	31484-ZP3-000	GROMMET, CORD	(2)	(2)	(2)	(2)	-	-	-	-	-	-	-
3	31486-ZP3-000	HOLDER, CORD	(1)	(1)	(1)	(1)	-	-	-	-	-	-	-
4	31487-ZP3-000	BAND, CORD	(1)	(1)	(1)	(1)	-	-	-	-	-	-	-
5	31690-ZP3-000	CORD, HOUR METER CONNECTING ..	(1)	(1)	(1)	(1)	-	-	-	-	-	-	-
6	32151-ZP4-000	TERMINAL, INSULATED, 5MM	(2)	(2)	(2)	(2)	-	-	-	-	-	-	-
7	37454-ZP3-000	COVER, HOUR METER	(1)	(1)	(1)	(1)	-	-	-	-	-	-	-
8	37455-ZP3-000	METER ASSY., HOUR	(1)	(1)	(1)	(1)	-	-	-	-	-	-	-
9	90106-ZP3-000	BOLT, HEX., 4X12	(4)	(4)	(4)	(4)	-	-	-	-	-	-	-
10	90107-ZP3-000	BOLT, HEX., 6X16	(1)	(1)	(1)	(1)	-	-	-	-	-	-	-
11	90304-ZP3-000	NUT, HEX., 4MM	(4)	(4)	(4)	(4)	-	-	-	-	-	-	-
12	90305-ZP3-000	NUT, HEX., 6MM	(1)	(1)	(1)	(1)	-	-	-	-	-	-	-
13	90505-ZP3-000	WASHER, STOPPER, 4MM	(4)	(4)	(4)	(4)	-	-	-	-	-	-	-
14	90506-ZP3-000	WASHER, PLAIN, 6MM	(1)	(1)	(1)	(1)	-	-	-	-	-	-	-

PART NO. INDEX

14

Part Number	Address	Page	Ref.	Part Number	Address	Page	Ref.	Part Number	Address	Page	Ref.	Part Number	Address	Page	Ref.
90507-ZP3-000	H3	82	19	93500-05035-0A	E8	46	11		G12	75	27	95005-11105-30	D1	23	14
	H4	83	14	93500-05045-0A	E8	46	12				37	95005-35075-10	D15	37	44
90508-ZP3-000	G3	66	19	93600-05010-0A	F15	62	16	94050-10000	D2	24	11	95005-35130-10	D15	37	45
	H3	82	20	93891-05012-00	F14	61	12		F16	63	12	95701-06010-00	E4	42	15
	H4	83	15	93891-06020-07	F14	61	13	94101-05800	G1	64	15		F12	59	12
90509-ZP4-U41	F5	52	18	93892-05012-18	D14	36	37		G7	70	35		G1	64	17
90510-ZP4-U41	F5	52	19	93901-14210	F1	48	12		G12	75	38	95701-06012-00	D2	24	14
90511-ZP3-V41	G9	72	25		F4	51	14	94101-06800	D3	25	14		F13	60	12
90512-ZP3-V41	F5	52	20		F11	58	12		G7	70	36	95701-06022-00	F15	62	17
90513-ZP3-V41	G10	73	26		G5	68	25		G8	71	42	95701-06032-08	F12	59	13
90514-ZP3-V41	F5	52	21				36		G12	75	39	95701-08016-00	F16	63	15
90601-ZE3-000	D6	28	6		G7	70	30				45		G1	64	18
90602-ZE1-000	D3	25	11		G8	71	48	94101-08800	F16	63	13	95701-08020-00	F13	60	13
90650-SD9-003	E8	46	10		G12	75	32		G1	64	16		F16	63	16
90651-ZP4-V41	G10	73	27	93901-24010	F1	48	13		G5	68	27		G12	75	47
90654-SA4-003	D10	32	10		F2	49	14		G7	70	37	95701-08025-00	E4	42	16
90684-ZA0-601	E6	44	10		F4	51	15		G12	75	40		F16	63	17
	E7	45	10	93901-44110	F7	54	30	94102-10800	G5	68	28		G1	64	19
90701-HC4-000	D3	25	12	93901-44310	F1	48	12		G7	70	38	95701-08035-00	F16	63	18
90741-ZE2-000	E5	43	6				14		G10	73	30		G1	64	20
90751-ZP4-U41	G10	73	28		F2	49	15		G12	75	41	95701-08040-00	D3	25	15
90851-898-000	F15	62	14		F4	51	16	94103-05000	D14	36	39	95701-10080-00	D1	23	15
90854-ZB2-000	E3	41	9		F7	54	31	94103-05700	F14	61	14				
90854-ZB3-000	E3	41	9		F8	55	12	94103-08000	F16	63	14	96000			
					F9	56	13	94109-12000	D2	24	12				
91000					F10	57	15	94111-03800	G8	71	39	96100-62020-00	D2	24	15
					F11	58	13		G12	75	42		D3	25	16
91001-ZF6-013	D4	26	3					94111-04800	F4	51	18	96100-62070-00	D3	25	17
91051-ZD5-003	G5	68	24	94000					F7	54	35				
	G7	70	28						F9	56	15	98000			
	G12	75	29	94001-03000	G12	75	33		G8	71	40				
91051-ZP4-U41	G10	73	29	94001-03000-0S	G7	70	31		G12	75	43	98079-55876	D1	23	16
91201-Z1C-003	D2	24	8	94001-04000	G12	75	34	94111-05000	F14	61	15	98079-56876	D1	23	16
	D3	25	13	94001-04000-0S	F4	51	17	94111-05800	F7	54	36				
91203-952-771	D2	24	9		F7	54	32		G5	68	29	99000			
91251-ZT5-003	G13	76	57		F9	56	14		G8	71	41				
91353-671-004	D2	24	10		G7	70	32		G12	75	44	99004-21001	H2	81	2
	E3	41	10		G12	75	34	94111-06800	G7	70	36	99101-ZH8-0900	D12	34	26
91406-ZT5-003	F7	54	25	94001-05000	F7	54	33		G8	71	42	99101-ZH8-0920	D12	34	26
91551-898-000	F15	62	15		G12	75	35		G12	75	39	99101-ZH8-0950	D12	34	26
91551-ZS8-000	G3	66	20	94001-05000-0S	F7	54	34				45		D15	37	46
	H3	82	21		G7	70	33	94111-08800	G5	68	30	99101-ZH8-0980	D12	34	26
					G12	75	35		G8	71	43		D15	37	46
92000				94001-08000	G12	75	36		G12	75	46	99101-ZH8-1000	D15	37	46
				94001-08000-0S	F16	63	10	94251-10000	D2	24	13	99101-ZH8-1020	D12	34	26
92101-05012-0A	F7	54	26		G1	64	13	94301-12200	D1	23	13		D15	37	46
	G1	64	12		G5	68	26	94305-20122	D12	34	25	99101-ZH8-1050	D12	34	26
92201-05012-0A	G12	75	30		G7	70	34	94540-02010	D14	36	40	99204-ZA0-0450	D12	34	27
92201-06060-0A	G7	70	29		G12	75	36	94540-04010	D14	36	41		D15	37	47
	G12	75	31	94050-06000	D14	36	38	94540-07010	D14	36	42	99204-ZE0-0380	D12	34	27
92900-08032-0E	D1	23	12		D16	38	12								
					E1	39	13	95000							
93000					E8	46	13								
				94050-08000	E2	40	9	95001-45180-40	E3	41	12				
93500-03006-1H	D12	34	24		E3	41	11	95001-45235-40	E3	41	13				
93500-04020	F7	54	27		F13	60	11	95002-02070	D14	36	43				
93500-05012-0A	D14	36	36		F16	63	11	95002-02080	E3	41	14				
93500-05016	F7	54	28		G1	64	14								
93500-05020	F7	54	29		G7	70	26	95002-50000	E4	42	18				

4

PART NAME INDEX

J 1

Part name	Address	Page	Ref.	Part name	Address	Page	Ref.	Part name	Address	Page	Ref.
[A]											
ALERT UNIT, OIL	D2	24	3	BOLT, HEX., 3/8-16	G4	67	17	BOX ASSY., CONTROL	F6	53	4
ARM, GOVERNOR	E8	46	1		G6	69	18		F8	55	1
ARM, VALVE ROCKER	D7	29	4		G9	72	17		F9	56	1
ARRESTER COMP., SPARK	E2	40	11		G11	74	19		F10	57	1
ARRESTER, SPARK	E2	40	5	BOLT, HEX., 4X12	H6	85	9	BRACKET, HANDLE	F11	58	1
				BOLT, HEX., 5X10	F4	51	22		G2	65	7
					F8	55	11	BRACKET, STAND	H3	82	8
					F9	56	12		G2	65	9
					F10	57	14	BREAKER, CIRCUIT	H3	82	10
					F11	58	11		F1	48	8
					G4	67	20				9
					G7	70	24		F2	49	9
					G12	75	25				10
				BOLT, HEX., 5X12	F7	54	26				11
					G1	64	12		F3	50	8
					G12	75	30		F5	52	7
				BOLT, HEX., 5X20	F7	54	21		F6	53	16
				BOLT, HEX., 5/16X70	G9	72	19		F8	55	6
				BOLT, HEX., 6X16	H6	85	10				7
				BOLT, HEX., 6X42	G2	65	11		F9	56	6
					H3	82	12		F10	57	8
					H4	83	8				9
				BOLT, HEX., 6X60	G7	70	29				10
					G12	75	31		F11	58	6
				BOLT, HEX., 8X23	G2	65	12	BREAKER, COMBINATION	F3	50	9
					H3	82	13		F6	53	17
					H4	83	9		F9	56	7
				BOLT, HEX., 8X45	H5	84	4	BRIDGE, RECTIFIER	F6	53	13
				BOLT, HEX., 8X50	G2	65	13		G6	69	12
					H3	82	14		G11	74	13
				BOLT, PIVOT, 8MM	D7	29	16	BUSH, ARM PIVOT	D14	36	30
				BOLT, SPECIAL, 3X20	G6	69	19	[C]			
					G12	75	20	CABLE, EARTH	F16	63	1
				BOLT, SPECIAL, 4X16	F4	51	13		G1	64	1
					F9	56	11	CAMSHAFT ASSY.	D7	29	2
				BOLT, SPECIAL, 4X25	G6	69	21	CAP	G4	67	6
					G12	75	22		G5	68	33
				BOLT, SPECIAL, 5X14	F1	48	11		G6	69	8
					F2	49	13		G8	71	47
					F3	50	12		G9	72	8
					F4	51	21		G11	74	9
					F8	55	10		G13	76	53
					F9	56	10	CAP ASSY., NOISE SUPPRESSOR ...	E6	44	2
					F10	57	13		E7	45	2
					F11	58	10	CAP ASSY., OIL FILLER	D3	25	3
				BOLT, SPECIAL, 5X16	G4	67	18				4
					G6	69	20	CAP COMP., FUEL FILLER	E3	41	7
					G12	75	21		F15	62	9
				BOLT, SPECIAL, 5X20	G7	70	22	CAP, CHOKE DUST	D13	35	10
					G12	75	23	CAP, HANDLE	G2	65	6
				BOLT, SPECIAL, 8X35	G4	67	16		H3	82	7
					G6	69	17	CAP, WATER PROTECTION	F1	48	10
					G11	74	18		F2	49	12
				BOLT, STUD, 8X115	D1	23	10		F3	50	10
				BOLT, STUD, 8X131.5	D1	23	10				11
				BOLT, STUD, 8X32	D1	23	12		F6	53	18
				BOX ASSY., CONTROL	F1	48	1				
					F2	49	1				
					F3	50	1				

PART NAME INDEX

J 2

Part name	Address	Page	Ref.	Part name	Address	Page	Ref.	Part name	Address	Page	Ref.
CAP, WATER PROTECTION	F6	53	19	COLLAR, WHEEL SHAFT	G2	65	2	E-RING, 4MM	D14	36	41
	F8	55	8		H3	82	3	E-RING, 7MM	D14	36	42
	F9	56	8		H4	83	4				
	F10	57	11	CONDENSER	G4	67	10	[F]			
	F11	58	8	CONNECTOR	G5	68	34	FAN COMP., WHEEL	G9	72	9
CARBURETOR ASSY.	D11	33	9		G8	71	52	FAN, COOLING	E5	43	1
	D13	35	8		G13	76	60		G4	67	7
CASE ASSY., CONTROL	F6	53	6	CONNECTOR, TUBE	F6	53	11		G6	69	9
CASE COMP., AIR CLEANER	F12	59	3	CONTROL ASSY.	E8	46	5		G11	74	10
CASE COMP., CONTROL	F6	53	7					FILTER	F5	52	6
CASE COMP., RECOIL STARTER ...	D9	31	2					FILTER COMP., FUEL	F15	62	11
CASE, CONTROL BOX	F1	48	6	CORD, HOUR METER CONNECTING ...	H6	85	5				
				CORD, STOP SWITCH	E6	44	6				
	F2	49	6	COVER	G9	72	10	FILTER, CUP	D12	34	28
				COVER ASSY., CRANKCASE	D3	25	1		F15	62	5
CASING, FR.	G4	67	2	COVER COMP., FAN	D10	32	2	FILTER, OUTER	D16	38	3
	G6	69	4	COVER COMP., HEAD	D1	23	6		E1	39	2
	G11	74	5	COVER COMP., MUFFLER	F14	61	2	FLANGE COUPLING	G9	72	5
CASING, RR.	G9	72	6	COVER COMP., REGULATOR	G9	72	12	FLOAT SET	D11	33	3
CHAMBER SET, FLOAT	D11	33	4	COVER, AIR CLEANER	D16	38	4		D13	35	3
	D13	35	4		F12	59	8	FLYWHEEL COMP.	E5	43	3
CHOKE SET	D11	33	8	COVER, AIR CLEANER CASE	E1	39	3				
CIRCLIP	G10	73	27	COVER, CONTROL BOX	F1	48	5	FRAME COMP.	F16	63	2
CLAMPER, CORD	E6	44	3		F2	49	5		G1	64	2
	E7	45	3		F3	50	5				
CLAMP COMP.	G9	72	4		F6	53	9	[G]			
CLAMP, HANGER	H4	83	7		F8	55	4	GASKET SET	D11	33	1
	H5	84	3		F9	56	4		D13	35	1
CLIP, GOVERNOR HOLDER	D3	25	11		F10	57	5	GASKET, CYLINDER HEAD	D1	23	5
CLIP, HARNESS	E6	44	10		F11	58	4	GASKET, EX. PIPE	E2	40	4
	E7	45	10	COVER, HOUR METER	H6	85	7		F13	60	6
CLIP, PISTON PIN, 20MM	D6	28	6	COVER, MUFFLER	F14	61	3				
CLIP, TUBE	D10	32	1	COVER, MUFFLER PROTECTOR	F14	61	2				
				COVER, STATOR	G4	67	14				
	D14	36	43		G8	71	51	GASKET, MUFFLER	E2	40	6
	E3	41	14		G11	74	16	GOVERNOR ASSY.	D3	25	6
	E4	42	18		G13	76	58	GRID, L. VENTILATION	G12	75	51
				CRANKSHAFT COMP.	D4	26	1	GRID, RR.	G4	67	5
	G1	64	8	CUP, FUEL STRAINER	D12	34	23		G5	68	32
CLIP, VALVE GUIDE	D1	23	4		F15	62	6		G6	69	7
CLIP, WIRE HARNESS	E8	46	10	[D]					G8	71	46
CLIP, WIRE HARNESS, 6MM	D10	32	10	DIAPHRAGM ASSY.	D14	36	25	GRID, R. VENTILATION	G12	75	50
COCK ASSY., FUEL	F15	62	2	DIODE	G4	67	11	GRID, VENTILATION	G4	67	3
COIL ASSY., CHARGE	E6	44	5		G5	68	35		G6	69	5
	E7	45	5	DOWEL PIN, 12X20	D1	23	13		G11	74	6
COIL ASSY., IGNITION	E6	44	1	DOWEL PIN, 8X12	D3	25	12	GRIP, HANDLE	G2	65	10
	E7	45	1						H3	82	11
COLLAR B, AIR CLEANER	D16	38	8	[E]				GRIP, REINFORCEMENT	D9	31	14
	E1	39	7	ELBOW COMP., AIR CLEANER	D16	38	9	GRIP, STARTER	D9	31	9
COLLAR, AIR CLEANER	D16	38	7		E1	39	8				
	E1	39	6	ELEMENT, AIR CLEANER	D16	38	2	GROMMET, AIR CLEANER	D16	38	5
	F12	59	10		E1	39	1		E1	39	4
COLLAR, AIR CLEANER CASE	F14	61	1	EMBLEM	F12	59	2	GROMMET, CHOKE ROD	D14	36	27
COLLAR, HANDLE	G3	66	20		E9	47	1	GROMMET, CORD	E6	44	4
	H3	82	21	E-RING, 2MM	G16	79	5		E7	45	4
COLLAR, LEVER	D14	36	35		D14	36	40		H6	85	2
COLLAR, SETTING	D11	33	12								
	D13	35	12								
COLLAR, TANK CUSHION	F15	62	15								



PART NAME INDEX

J 3

Part name	Address	Page	Ref.	Part name	Address	Page	Ref.	Part name	Address	Page	Ref.
GROMMET, DRAIN HOLE	D10	32	7	[K]				[N]			
GROMMET, FENDER	D14	36	31	KEY, SPECIAL WOODRUFF, 25X18 ..	E5	43	6	NETTING, WIRE FLANGE	F13	60	9
GROMMET, SWITCH CORD	F6	53	10	KEY, WOODRUFF, 6X7.5	G10	73	28	NOSE, SILENCER	D16	38	6
GUIDE, CHOKE ROD	D14	36	28	[L]				E1	39	5	
GUIDE, EX. VALVE	D1	23	3	LABEL, SPEC	G14	77	11	NOZZLE, MAIN	D11	33	11
GUIDE, IN. VALVE	D1	23	2	G15	78	11		D13	35	11	
GUIDE, PUSH ROD	D7	29	15	G16	79	20		F5	52	17	
[H]				G16	79	20		F5	52	16	
HANDLE	G2	65	5	LABEL, SPECIFICATION	G14	77	3	NUT, 5MM	F5	52	16
	H3	82	6	G16	79	4		G9	72	24	
HANDLE COMP., L.	H4	83	6	G16	79	4		E1	39	11	
HANDLE COMP., R.	H4	83	5	LEVER COMP., CHOKE	D12	34	18	NUT, AIR CLEANER COVER	F7	54	23
HANGER	H5	84	2	LEVER, CHOKE	D13	35	19	NUT, CONNECTER	D2	24	11
HANGER KIT	H5	84	1	LEVER, COCK	D12	34	19	NUT, FLANGE, 10MM	F16	63	12
HARNESS ASSY., ENGINE WIRE ...	E7	45	6	LIFTER, VALVE	D7	29	5	NUT, FLANGE, 6MM	D14	36	38
HARNESS ASSY., GENERATOR WIRE	F5	52	1	[M]				D16	38	12	
				MARK, CAUTION	G14	77	7	E1	39	13	
HEAD COMP., CYLINDER	D1	23	1	G15	78	13		E8	46	13	
HINGE, WINDOW	F5	52	8	G16	79	11		E2	40	9	
HOLDER, BRUSH	G6	69	3	G16	79	11		E3	41	11	
	G9	72	3	MARK, CHOKE	E9	47	2	F13	60	11	
	G11	74	4	G16	79	6		F16	63	11	
HOLDER, CORD	H6	85	3	MARK, CIRCUIT BREAKER	G15	78	14	G1	64	14	
HOLDER, FUEL FILTER	F15	62	19					G7	70	26	
HOLDER, GOVERNOR WEIGHT	D3	25	8					G12	75	27	
HOLDER, SHAFT	G2	65	4								
	H3	82	5								
	H4	83	3	MARK, CONNECT CAUTION	G14	77	8	NUT, HEX., 3MM	G7	70	31
HOLDER, STOP SWITCH CORD	D10	32	6	G16	79	12		G12	75	33	
HOUSING COMP., STATOR	G9	72	1	MARK, EARTH	G14	77	4	F4	51	17	
				G16	79	7		F7	54	32	
[I]				G16	79	7		F9	56	14	
INSULATOR, CARBURETOR	D11	33	14	MARK, EMBLEM	G14	77	1	G12	75	34	
	D13	35	13	G16	79	1		H6	85	11	
INSURATOR, CONTROL BASE	E8	46	15					F7	54	22	
[J]											
JET SET, PILOT, #38	D12	34	27	MARK, ENGINE SWITCH	F6	53	20				
JET SET, PILOT, #45	D12	34	27	MARK, EX. CAUTION	G14	77	5	F14	61	11	
	D15	37	47	G16	79	8		G7	70	33	
JET, MAIN, #100	D15	37	46	MARK, FUEL	G16	79	21	G12	75	35	
JET, MAIN, #102	D12	34	26	MARK, FUEL CAUTION	G14	77	2	H6	85	12	
	D15	37	46					F16	63	10	
JET, MAIN, #105	D12	34	26					G1	64	13	
JET, MAIN, #90	D12	34	26	MARK, HOT CAUTION	G14	77	6	G5	68	26	
JET, MAIN, #92	D12	34	26					G7	70	34	
JET, MAIN, #95	D12	34	26					G12	75	36	
	D15	37	46					D7	29	17	
JET, MAIN, #98	D12	34	26	MARK, RECYCLE	G14	77	9	NUT, PIVOT ADJUSTING	F5	52	15
	D15	37	46	G16	79	14		NUT, SELF-LOCK, 5MM	G3	66	15
JOINT, FUEL TANK	E3	41	2	METER ASSY., FUEL	F15	62	7	H3	82	16	
JOINT, ROD	D14	36	20	METER ASSY., HOUR	F6	53	15	H4	83	11	
								G3	66	14	
				METER KIT, HOUR	H6	85	8	G4	67	21	
				MUFFLER COMP.	E2	40	1	G7	70	25	
					F13	60	1	G12	75	26	
								H3	82	15	
								H4	83	10	
								H5	84	5	
								NUT, SETTING	G4	67	22

PART NAME INDEX

J 4

Part name	Address	Page	Ref.	Part name	Address	Page	Ref.	Part name	Address	Page	Ref.
NUT, SETTING	G7	70	26	PLATE, MOUNTING	G11	74	15	ROTOR COMP.	G5	68	31
	G8	71	50	PLATE, R. SIDE	G1	64	3		G6	69	1
	G12	75	27	PLATE, SEAL	G9	72	14		G8	71	44
	G13	76	59	PLATE, SET	F14	61	6		G9	72	2
NUT, SPECIAL, 16MM	E5	43	5	PLUG, SPARK	D1	23	16		G11	74	2
NUT, TANK MOUNTING	E3	41	5	PROTECTOR COMP., MUFFLER	E2	40	2		G12	75	48
NUT, TOOL BOX SETTING	D16	38	11					RUBBER A, TANK MOUNTING	E3	41	4
	E1	39	12	PROTECTOR, MUFFLER INNER	F13	60	3	RUBBER COMP., TANK MOUNTING	E3	41	6
NUT, U, 6MM	F14	61	10	PROTECTOR, MUFFLER OUTER	F13	60	2	RUBBER, BOTTOM	F16	63	5
				PULLEY, RECOIL STARTER	D9	31	3				
[O]				PULLEY, STARTER	E5	43	2	RUBBER, ENGINE MOUNTING	G1	64	6
OIL SEAL, 35X52X8	D2	24	8	[R]				RUBBER, FUEL	E3	41	9
	D3	25	13	RAIL, FASTENING	F5	52	9	RUBBER, GENERATOR MOUNTING	G4	67	15
OIL SEAL, 8X14X5	D2	24	9	RATCHET, STARTER	D9	31	4		G6	69	16
O-RING, 14MM	D2	24	10	RECEPTACLE	F1	48	2		G9	72	16
	E3	41	10					RUBBER, SUPPORTER	E3	41	1
O-RING, 9.0X1.3	F15	62	4					RUBBER, TANK CUSHION	F15	62	14
[P]					F2	49	2	[S]			
PACKING, AIR CLEANER	D14	36	24					SCREEN SET, FUEL STRAINER	F15	62	3
PACKING, AIR CLEANER CASE	E1	39	9		F3	50	2	SCREEN, FUEL STRAINER	D15	37	48
PACKING, CARBURETOR	D11	33	16					SCREW	F5	52	13
	D13	35	14					SCREW-WASHER, 5X12	D14	36	37
PACKING, CARBURETOR INSULATOR	D11	33	17		F5	52	3		F14	61	12
	D13	35	15					SCREW-WASHER, 6X20	F14	61	13
PACKING, CASE COVER	D3	25	2		F6	53	1	SCREW SET	D11	33	7
PACKING, CONNECTOR	F6	53	12						D13	35	5
PACKING, CRANKCASE COVER	D3	25	2								
PACKING, ELBOW	D16	38	1		F8	55	2	SCREW SET, DRAIN	D11	33	6
PACKING, FUEL COCK	D12	34	22						D13	35	6
PACKING, FUEL FILLER CAP	E3	41	8		F9	56	2	SCREW SET, PILOT	D11	33	5
	F15	62	10					SCREW, 4X8	F5	52	14
PACKING, FUEL STRAINER CUP	D11	33	13		F10	57	2	SCREW, 5X10	G9	72	20
	F15	62	1					SCREW, 5X12	G9	72	23
PACKING, HEAD COVER	D1	23	7					SCREW, 5X16	G9	72	18
PACKING, INSULATOR	D11	33	17		F11	58	2	SCREW, 5X18	G9	72	22
	D13	35	15					SCREW, 5X20	F5	52	11
PACKING, OIL FILLER CAP	D3	25	5	RETAINER, EX. VALVE SPRING	D7	29	12				
PANEL ASSY., CONTROL	F6	53	5	RETAINER, IN. VALVE SPRING	D7	29	11	SCREW, 5X80	F5	52	10
PANEL, CONTROL	F6	53	8					SCREW, 8X25	G9	72	21
PIN, GOVERNOR WEIGHT	D3	25	9	RETAINER, SPRING	D9	31	8	SCREW, CENTER	D9	31	11
PIN, LOCK, 10MM	D2	24	13	RING SET, PISTON	D5	27	1	SCREW, FLAT, 5X10	F15	62	16
PIN, PISTON	D6	28	3	RING, COMPENSATING	G4	67	8	SCREW, PAN, 3X6	D12	34	24
PIN, SPRING, 2X12	D12	34	25		G6	69	10	SCREW, PAN, 4X20	F7	54	27
PIPE, EX.	E2	40	3		G11	74	11	SCREW, PAN, 5X12	D14	36	36
	F13	60	5	RING, REGULATOR	G9	72	13	SCREW, PAN, 5X16	F7	54	28
PISTON	D5	27	2	RING, SLIP	G8	71	45	SCREW, PAN, 5X20	F7	54	29
	D6	28	2		G12	75	49	SCREW, PAN, 5X35	E8	46	11
PIVOT, ROCKER ARM	D7	29	6	ROD ASSY., CONNECTING	D6	28	4	SCREW, PAN, 5X45	E8	46	12
PLATE, COUPLING	G4	67	9	ROD COMP., PUSH	D7	29	3	SCREW, TAPPING, 3X6	D10	32	13
	G6	69	11	ROD, CHOKE	D14	36	21	SCREW, TAPPING, 4X10	F1	48	12
	G11	74	12	ROD, CHOKE CONTROL	D14	36	26		F4	51	14
PLATE, FR.	F5	52	5		D15	37	49		F11	58	12
PLATE, FUEL INDICATION	G16	79	13	ROD, GOVERNOR	E8	46	2		G5	68	25
PLATE, LEVER SETTING	D12	34	20	ROPE, RECOIL STARTER	D9	31	10				
PLATE, L. SIDE	G1	64	4	ROTATOR, VALVE	D7	29	14		G7	70	30
PLATE, MOUNTING	G6	69	14	ROTOR ASSY.	G4	67	1		G8	71	48

PART NAME INDEX

J 5

Part name	Address	Page	Ref.	Part name	Address	Page	Ref.	Part name	Address	Page	Ref.
SCREW, TAPPING, 4X10	G12	75	32	STARTER ASSY., RECOIL	D9	31	1	VARISTOR	G11	74	14
SCREW, TAPPING, 4X12	F1	48	12	STATOR COMP	G11	74	7	[W]			
				STATOR COMP.	G4	67	4	WALL, CONTROL BOX	F3	50	6
	F2	49	15		G6	69	6		F4	51	19
	F4	51	16		G11	74	7		F8	55	5
	F7	54	31	STAY ASSY., MANUAL CHOKE	D13	35	17		F9	56	5
	F8	55	12	STAY COMP., SOLENOID	D13	35	18		F10	57	6
	F9	56	13	STAY, AIR CLEANER	F12	59	4		F11	58	5
	F10	57	15	STAY, GENERATOR	F16	63	3	WASHER COMP., HEAD COVER	D1	23	11
	F11	58	13					WASHER,	F5	52	20
SCREW, TAPPING, 4X6	F1	48	13		G1	64	5		G9	72	25
	F2	49	14	STAY, MUFFLER	G11	74	1		G10	73	26
	F4	51	15	STAY, MUFFLER COVER	F14	61	5	WASHER, 8.2X17X0.8	D2	24	7
SCREW, TAPPING, 4X8	F7	54	30	STAY, PROTECTOR SIDE	F13	60	8	WASHER, CHOKE LEVER	D14	36	32
	F13	60	10	STOPPER, CHOKE ROD	D14	36	22	WASHER, DRAIN PLUG, 12MM	D2	24	12
SCREW, TAPPING, 5X25	F14	61	9	STOPPER, DISCHARGE GUARD	G1	64	7	WASHER, FLANGE	F16	63	7
SCREW, TAPPING, 5X8	E2	40	8	STUD, COUPLING	G4	67	19		G1	64	9
					G7	70	23		G5	68	23
	F14	61	8	SUB HARNESS	G12	75	24		G7	70	27
SCREW, TAPPING, 6X10	E2	40	7	SWITCH ASSY., ENGINE KILL	D10	32	4		G12	75	28
SCREW, TAPPING, 6X25	F14	61	16	SWITCH ASSY., ENGINE STOP	D10	32	5	WASHER, FRAME JOINT	F16	63	8
SCREW, THROTTLE STOP	D11	33	10						G1	64	10
	D13	35	9					WASHER, LOCK, 20MM	G3	66	18
SEAL, AIR CLEANER CASE	F12	59	7		F6	53	14		H3	82	19
SEAL, AIR CLEANER COVER	F12	59	9	SWITCH ASSY., OIL LEVEL	D2	24	4		H4	83	14
SEAL, CHOKE LEVER	D14	36	33	SWITCH BOX	G9	72	11	WASHER, PLAIN, 10MM	G5	68	28
SEAL, CONTROL BOX	G9	72	15	SWITCH, VOLT CHANGE	F2	49	8		G7	70	38
SEAL, FLANGE COUPLING	G9	72	7		F10	57	7		G10	73	30
SEAL, MUFFLER PROTECTOR	F13	60	4	[T]				WASHER, PLAIN, 22MM	G3	66	19
SEAL, VALVE STEM	D7	29	1	TANK COMP., FUEL	E3	41	3		H3	82	20
SEAL, WATER	F4	51	20		F15	62	8		H4	83	15
	F8	55	9	TERMINAL, INSULATED, 5MM	H6	85	6	WASHER, PLAIN, 5MM	D14	36	39
	F9	56	9	TIE, CABLE	G4	67	13		F7	54	24
	F10	57	12	TRANSFORMER ASSY.	G6	69	2		F14	61	14
	F11	58	9		G11	74	3		G1	64	15
	G13	76	57	TUBE, 11X105	D1	23	14	WASHER, PLAIN, 6MM	D3	25	14
SEAT, VALVE SPRING	D7	29	13	TUBE, 3.5X130	D15	37	45		G3	66	17
SHAFT, GOVERNOR ARM	D2	24	2	TUBE, 3.5X75	D15	37	44		G7	70	35
SHAFT, WHEEL	G2	65	1	TUBE, BREATHER	D1	23	8		G12	75	38
	H3	82	2						D3	25	14
	H4	83	2	TUBE, CORD	F7	54	25		G3	66	17
SHROUD	D10	32	3	TUBE, DIAPHRAGM	D15	37	50		G7	70	36
SLIDER, GOVERNOR	D3	25	10	TUBE, FUEL, 4.5X180	E3	41	12		G8	71	42
SPACER COMP., CARBURETOR	D11	33	15	TUBE, FUEL, 4.5X235	E3	41	13		G12	75	39
	F12	59	1						H3	82	18
SPACER, MUFFLER COVER	F14	61	7	[V]					H4	83	13
SPRING, AIR CLEANER CASE LID	F12	59	6	VALVE ASSY., SOLENOID	D13	35	16	WASHER, PLAIN, 8MM	F16	63	9
SPRING, COCK LEVER	D12	34	21	VALVE SET, FLOAT	D11	33	2				
SPRING, CONTROL ADJUSTING	E8	46	7		D13	35	2		G1	64	11
SPRING, FRICTION	D9	31	5	VALVE, DASHPOT CHECK	D14	36	29		G3	66	16
SPRING, GOVERNOR	E8	46	3	VALVE, EX.	D7	29	9		G5	68	27
SPRING, MANUAL CHOKE	D14	36	23	VALVE, IN.	D7	29	8		G7	70	37
SPRING, RATCHET	D9	31	7	VARISTOR	G4	67	12		G12	75	40
SPRING, STARTER RETURN	D9	31	6		G6	69	13				
SPRING, THROTTLE RETURN	E8	46	4								
SPRING, VALVE	D7	29	10								
SPRING, WEIGHT RETURN	D7	29	7								
STAND, TUBE	G2	65	8								
	H3	82	9								

PART NAME INDEX

J 6

Part name	Address	Page	Ref.	Part name	Address	Page	Ref.	Part name	Address	Page	Ref.
WASHER, PLAIN, 8MM	H3	82	17								
	H4	83	12								
	H5	84	6								
WASHER, SPECIAL	F5	52	19								
	G13	76	56								
WASHER, SPRING, 3MM	G8	71	39								
	G12	75	42								
WASHER, SPRING, 4MM	F4	51	18								
	F5	52	21								
	F7	54	35								
	F9	56	15								
	G8	71	40								
	G12	75	43								
WASHER, SPRING, 5MM	F7	54	36								
	F14	61	15								
	G5	68	29								
	G8	71	41								
	G12	75	44								
WASHER, SPRING, 5MM(C)	F5	52	18								
WASHER, SPRING, 6MM	G7	70	36								
	G8	71	42								
	G12	75	39								
			45								
WASHER, SPRING, 8MM	G5	68	30								
	G8	71	43								
	G12	75	46								
WASHER, STOPPER, 4MM	H6	85	13								
WASHER, TANK CUSHION	F15	62	13								
WASHER, THRUST, 16.1MM	D7	29	18								
WASHER, THRUST, 2.7X8	D14	36	34								
WEIGHT, BALANCER	D4	26	2								
WEIGHT, GOVERNOR	D3	25	7								
WHEEL ASSY.	G2	65	3								
	H3	82	4								
WHEEL COMP.	H4	83	1								
WHEEL KIT	H3	82	1								
WRENCH, BOX	H2	81	2								

1

FOREWORD INDEX

2

ENGINE GROUP

3

FRAME GROUP

4

PART NUMBER INDEX

5

PART NAME INDEX

HONDA
The Power of Dreams



PARTS CATALOGUE NEWS

Honda Motor Co., Ltd.
Customer Service Technology Development Division

PARTS CATALOGUE - CORRECTED

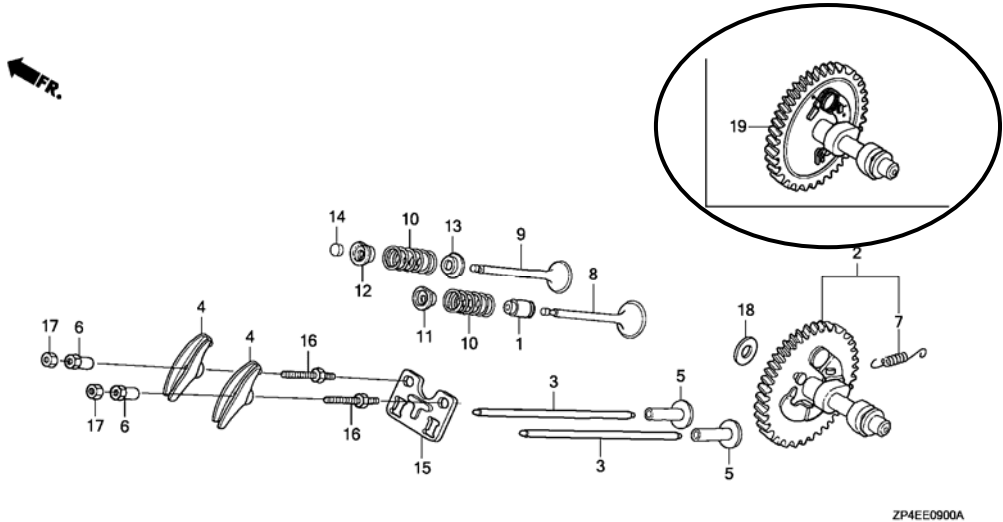
Printed in Japan

CODE NO.	17ZP47F2
PARTS CATALOGUE NEWS	EC5000 EC5000K1 ECT7000 ECT7000K1 ECT7000P ECT7000P1 ECMT7000 ECMT7000K1
NEWS NO.	001

Block No.	Ref. No.	Note	Part No.	Description	Reqd. QTY								Serial No.	Parts catalogue code
					EC 5000	EC 5000 K1	ECT 7000	ECT 7000 K1	ECT 7000 P	ECT 7000 P1	ECMT 7000	ECMT 7000 K1		

E-9 CAMSHAFT

Ref. No.	(Relative ref. Number)	Description	FRT
2	(19)	CAMSHAFT	2.1
1111C2		INCLUDES: Valve clearance adjustment	



ZP4EE0900A

E-9	19	E	14100-Z5T-820	*PART NO. DELETION								
		D	14100-Z5T-920	CAMSHAFT COMP. (LOW NOISE).....	-	1	-	1	-	1	-	1

NOTE A:PART NO. CHANGE D:NEWLY PROVIDED E:PART NO.DELETION K:REQUIRED NO. CORRECTION L:APPLICATION SERIAL NO. CORRECTION
T:APPLICATION CORRECTION Z:REMARKS CHANGE



PARTS CATALOGUE NEWS

Honda Motor Co., Ltd.
Customer Service Technology Development Division

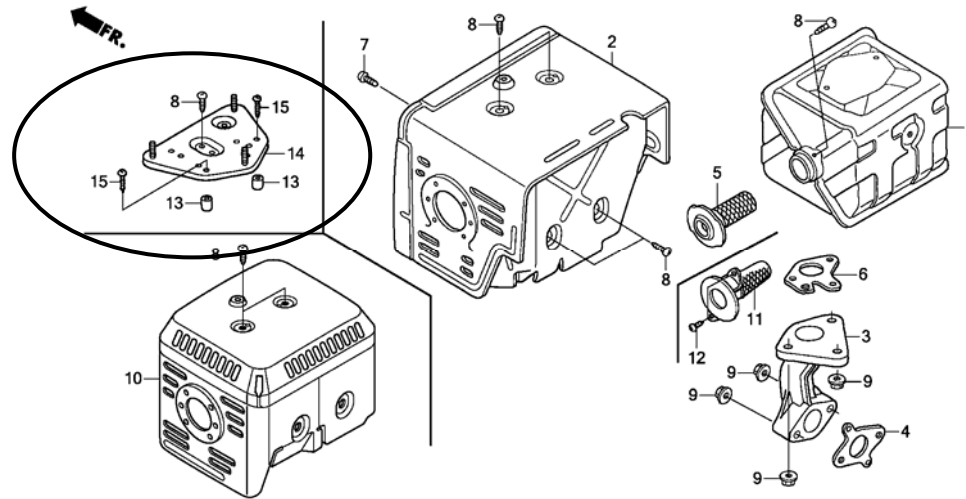
PARTS CATALOGUE - CORRECTED

Printed in Japan

CODE NO.	17ZP47F2
PARTS CATALOGUE NEWS	EC5000 EC5000K1 ECT7000 ECT7000K1 ECT7000P ECT7000P1 ECMT7000 ECMT7000K1
NEWS NO.	002

Block No.	Ref. No.	Note	Part No.	Description	Reqd. QTY						Serial No.	Parts catalogue code
					EC 5000	EC 5000 K1	ECT 7000	ECT 7000 K1	ECT 7000 P	ECT 7000 P1		

E-16 MUFFLER (1)



ZP4EE1600B

E-16	8	K	90050-ZE1-000	SCREW, TAPPING, 5X8.	5	-	5	-	5	-	-	-	-	-	-	-	-	-	-	-	-	-	
																							1178893

NOTE A:PART NO. CHANGE D:NEWLY PROVIDED E:PART NO.DELETION K:REQUIRED NO. CORRECTION L:APPLICATION SERIAL NO. CORRECTION
T:APPLICATION CORRECTION Z:REMARKS CHANGE

PARTS CATALOGUE NEWS

BOOKNo. :17ZP47F2

Block No.	Ref. No.	Note	Part No.	Description	Reqd. QTY						Serial No.	Parts catalogue code		
					EG 5000	EG 5000 K1	ECT 7000	ECT 7000 K1	ECT 7000 P	ECT 7000 P1			ECMT 7000	ECMT 7000 K1
					-	3	-	3	-	3	-	-	1178894	-----
	13	D	17233-896-701	COLLAR, AIR CLEANER CASE.....	-	2	-	2	-	2	-	-	1178894	-----
	14	D	18436-Z1D-H70	BASE COMP., MUFFLER COVER....	-	1	-	1	-	1	-	-	1178894	-----
	15	D	90050-ZH8-W40	SCREW, TAPPING, 5X25.....	-	2	-	2	-	2	-	-	1178894	-----

NOTE A:PART NO. CHANGE D:NEWLY PROVIDED E:PART NO.DELETION K:REQUIRED NO. CORRECTION L:APPLICATION SERIAL NO. CORRECTION
T:APPLICATION CORRECTION Z:REMARKS CHANGE



PARTS CATALOGUE NEWS

Honda Motor Co., Ltd.

Customer Service Technology Development Division

PARTS CATALOGUE - CORRECTED

Printed in Japan

CODE NO.	17ZP47F2
PARTS CATALOGUE NEWS	EC5000 EC5000K1 ECT7000 ECT7000K1 ECT7000P ECT7000P1 ECMT7000 ECMT7000K1
NEWS NO.	003

Block No.	Ref. No.	Note	Part No.	Description	Reqd. QTY								Serial No.	Parts catalogue code	
					EC 5000	EC 5000 K1	ECT 7000	ECT 7000 K1	ECT 7000 P	ECT 7000 P1	ECMT 7000	ECMT 7000 K1			
F-1-4	14	E	35140-ZT5-J61	*PART NO. DELETION											
		D	35140-ZT5-J62	SWITCH ASSY., ENGINE STOP.	-	-	-	-	-	-	-	-	-	-	1
	27	E	93500-04020	*PART NO. DELETION											
		D	93500-04020-0A	SCREW, PAN, 4X20.	-	-	-	-	-	-	-	-	-	-	2
	28	E	93500-05016	*PART NO. DELETION											
		D	93500-05016-0A	SCREW, PAN, 5X16.	-	-	-	-	-	-	-	-	-	-	4

NOTE A:PART NO. CHANGE D:NEWLY PROVIDED E:PART NO. DELETION K:REQUIRED NO. CORRECTION L:APPLICATION SERIAL NO. CORRECTION
M:PART DESCRIPTION CORRECTION T:APPLICATION CORRECTION Z:REMARKS CHANGE



PARTS CATALOGUE NEWS

Honda Motor Co., Ltd.

Customer Service Technology Development Division

PARTS CATALOGUE - CORRECTED

Printed in Japan

CODE NO.	17ZP47F2
PARTS CATALOGUE NEWS	EC5000 EC5000K1 ECT7000 ECT7000K1 ECT7000P ECT7000P1 ECMT7000 ECMT7000K1
NEWS NO.	004

Block No.	Ref. No.	Note	Part No.	Description	Reqd. QTY								Serial No.	Parts catalogue code
					EC 5000	EC 5000 K1	ECT 7000	ECT 7000 K1	ECT 7000 P	ECT 7000 P1	ECMT 7000	ECMT 7000 K1		
E-2	16	T	98079-55876	PLUG, SPARK (BPR5ES) (NGK).....	1	1	1	1	1	1	1	1		
					(1)	(1)	(1)	(1)	(1)	(1)	-	(1)		

NOTE A:PART NO. CHANGE D:NEWLY PROVIDED E:PART NO.DELETION K:REQUIRED NO. CORRECTION L:APPLICATION SERIAL NO. CORRECTION
M:PART DESCRIPTION CORRECTION T:APPLICATION CORRECTION Z:REMARKS CHANGE



PARTS CATALOGUE NEWS

Honda Motor Co., Ltd.
Customer Service Technology Development Division

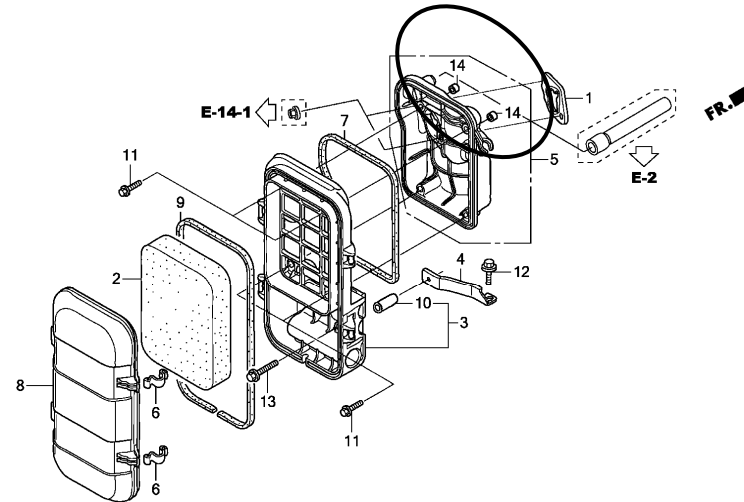
PARTS CATALOGUE - CORRECTED

Printed in Japan

CODE NO.	17ZP47F2
PARTS CATALOGUE NEWS	EC5000 EC5000K1 ECT7000 ECT7000K1 ECT7000P ECT7000P1 ECMT7000 ECMT7000K1
NEWS NO.	005

Block No.	Ref. No.	Note	Part No.	Description	Reqd. QTY								Serial No.	Parts catalogue code
					EC 5000	EC 5000 K1	ECT 7000	ECT 7000 K1	ECT 7000 P	ECT 7000 P1	ECMT 7000	ECMT 7000 K1		

F-14 AIR CLEANER (3)



ZP4EF1400A

F-14	14	D	17238-ZG9-M00	COLLAR, AIR CLEANER.....	-	-	-	-	-	-	2	2		
FOP-1	5	E	42732-ZP3-000	*PART NO. DELETION										
		D	42732-ZT5-J60	HOLDER, SHAFT.....	(2)	(2)	(2)	(2)	(2)	(2)	-	-		

NOTE A:PART NO. CHANGE D:NEWLY PROVIDED E:PART NO. DELETION K:REQUIRED NO. CORRECTION L:APPLICATION SERIAL NO. CORRECTION
M:PART DESCRIPTION CORRECTION T:APPLICATION CORRECTION Z:REMARKS CHANGE

PARTS CATALOGUE NEWS

BOOKNo. :17ZP47F2

Block No.	Ref. No.	Note	Part No.	Description	Reqd. QTY								Serial No.	Parts catalogue code
					EG 5000	EG 5000 K1	ECT 7000	ECT 7000 K1	ECT 7000 P	ECT 7000 P1	ECMT 7000	ECMT 7000 K1		
FOP-1-1	3	E	42732-ZP3-000	*PART NO. DELETION										
		D	42732-ZT5-J60	HOLDER, SHAFT.....	(2)	(2)	(2)	(2)	-	-	-	-		
	9	T	90109-ZP3-000	BOLT, HEX., 8X23.....	(4)	(4)	(4)	(4)	-	-	-	-		
	10	T	90303-ZP3-000	NUT, SELF-LOCK, 8MM.....	(4)	(4)	(4)	(4)	-	-	-	-		

NOTE A:PART NO. CHANGE D:NEWLY PROVIDED E:PART NO.DELETION K:REQUIRED NO. CORRECTION L:APPLICATION SERIAL NO. CORRECTION
M:PART DESCRIPTION CORRECTION T:APPLICATION CORRECTION Z:REMARKS CHANGE



PARTS CATALOGUE NEWS

Honda Motor Co., Ltd.

Customer Service Technology Development Division

PARTS CATALOGUE - CORRECTED

Printed in Japan

CODE NO.	17ZP47F2
PARTS CATALOGUE NEWS	EC5000 EC5000K1 ECT7000 ECT7000K1 ECT7000P ECT7000P1 ECMT7000 ECMT7000K1
NEWS NO.	006

Block No.	Ref. No.	Note	Part No.	Description	Reqd. QTY								Serial No.	Parts catalogue code
					EC 5000	EC 5000 K1	ECT 7000	ECT 7000 K1	ECT 7000 P	ECT 7000 P1	ECMT 7000	ECMT 7000 K1		
E-8	2	T	13102-Z5T-000	PISTON (0.25).....	(1)	-	(1)	-	(1)	-	(1)	-	1438370	-----
		T	13103-Z5T-000	PISTON (0.50).....	(1)	-	(1)	-	(1)	-	(1)	-	1438370	-----
	T	13104-Z5T-000	PISTON (0.75).....	(1)	-	(1)	-	(1)	-	(1)	-	1438370	-----	
	T	13102-Z5T-800	PISTON (0.25).....	-	(1)	-	(1)	-	(1)	-	(1)	-		
	T	13103-Z5T-800	PISTON (0.50).....	-	(1)	-	(1)	-	(1)	-	(1)	-		
	T	13104-Z5T-800	PISTON (0.75).....	-	(1)	-	(1)	-	(1)	-	(1)	-		
	4	T	13200-Z1C-305	ROD ASSY., CONNECTING (0.25 UNDER SIZE)	(1)	(1)	(1)	(1)	(1)	(1)	-	(1)		
F-16	7	D	17505-ZB2-013	METER ASSY., FUEL.....	-	-	-	-	-	-	1	-		
		T	17505-ZB2-003	-	-	-	-	-	-	-	1		

NOTE A:PART NO. CHANGE D:NEWLY PROVIDED E:PART NO. DELETION K:REQUIRED NO. CORRECTION L:APPLICATION SERIAL NO. CORRECTION
M:PART DESCRIPTION CORRECTION T:APPLICATION CORRECTION Z:REMARKS CHANGE



PARTS CATALOGUE NEWS

Service Technology Department, Power Products Operations
Service Division, Honda Motor Co., Ltd.

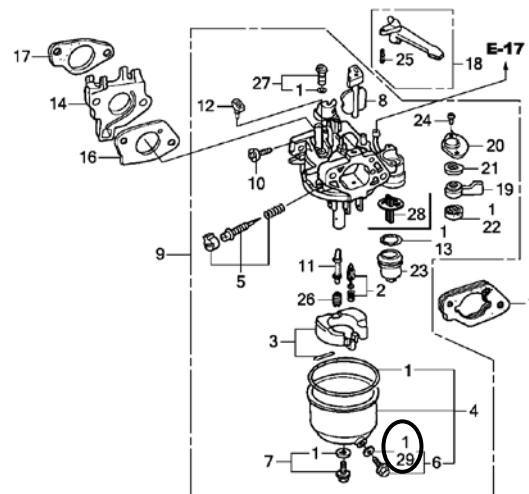
PARTS CATALOGUE - CORRECTED

Printed in Japan

CODE NO.	17ZP47F2
PARTS CATALOGUE NEWS	EC5000 EC5000K1 ECT7000 ECT7000K1 ECT7000P ECT7000P1 ECMT7000 ECMT7000K1
NEWS NO.	007

Block No.	Ref. No.	Note	Part No.	Description	Reqd. QTY								Serial No.	Parts catalogue code			
					EC 5000	EC 5000 K1	ECT 7000	ECT 7000 K1	ECT 7000 P	ECT 7000 P1	ECMT 7000	ECMT 7000 K1					
E-2	1		12210-Z5T-406	HEAD COMP., CYLINDER.....	-	1	-	1	-	1	-	1	-	1	-----	1188309	
		A	12210-Z5T-416	-	1	-	1	-	1	-	1	-	1	1188310	-----	

E-14 CARBURETOR (1)



ZP4EE1400B

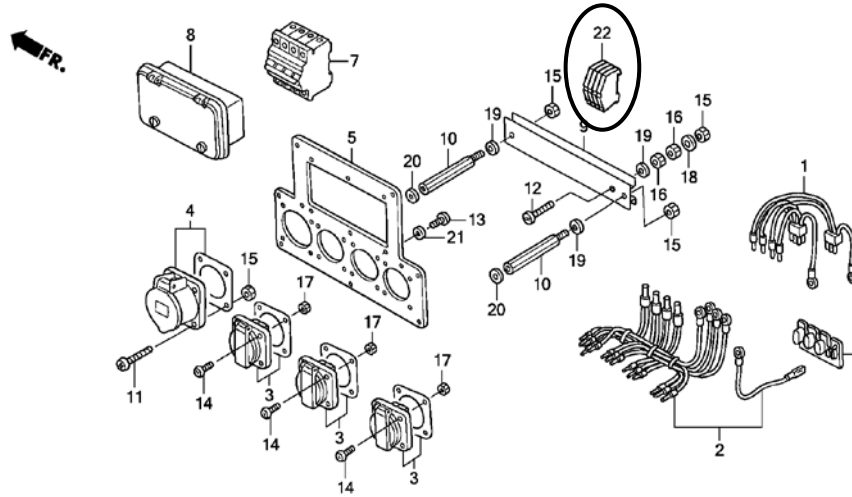
NOTE A:PART NO. CHANGE D:NEWLY PROVIDED E:PART NO. DELETION K:REQUIRED NO. CORRECTION L:APPLICATION SERIAL NO. CORRECTION
M:PART DESCRIPTION CORRECTION T:APPLICATION CORRECTION Z:REMARKS CHANGE

PARTS CATALOGUE NEWS

BOOKNo. :17ZP47F2

Block No.	Ref. No.	Note	Part No.	Description	Reqd. QTY								Serial No.	Parts catalogue code
					EC 5000 K1	EC 5000 K1	ECT 7000 K1	ECT 7000 K1	ECT 7000 P	ECT 7000 P1	ECMT 7000 K1	ECMT 7000 K1		
E-14	29	D	16141-ZOS-003	WASHER, PLAIN(6. 2X10. 7 DRAIN).	-	1	-	1	-	1	-	-	-	-

F-1-3 CONTROL BOX (4)



F-1-3	22	D	31118-ZP4-V41	TERMINAL.....	-	-	-	-	-	1	-	-	
F-1-8	1	E	31400-ZP4-H52	*PART NO. DELETION									
		D	31400-ZP4-H53	BOX ASSY., CONTROL.....	-	1	-	-	-	-	-	-	FT
F-29	10	T	32382-ZP4-821	CONDENSER.....	1	-	-	-	-	-	-	-	BT, ITT
		D	38382-ZP4-821	-	1	-	-	-	-	-	-	FT, GVT, GVWT

NOTE A:PART NO. CHANGE D:NEWLY PROVIDED E:PART NO. DELETION K:REQUIRED NO. CORRECTION L:APPLICATION SERIAL NO. CORRECTION
M:PART DESCRIPTION CORRECTION T:APPLICATION CORRECTION Z:REMARKS CHANGE



PARTS CATALOGUE NEWS

Service Technology Department, Power Products Operations
 Service Division, Honda Motor Co., Ltd.

PARTS CATALOGUE - CORRECTED

Printed in Japan

CODE NO.	17ZP47F2
PARTS CATALOGUE NEWS	EC5000 EC5000K1 ECT7000 ECT7000K1 ECT7000P ECT7000P1 ECMT7000 ECMT7000K1
NEWS NO.	008

Block No.	Ref. No.	Note	Part No.	Description	Reqd. QTY								Serial No.	Parts catalogue code
					EC 5000	EC 5000 K1	ECT 7000	ECT 7000 K1	ECT 7000 P	ECT 7000 P1	ECMT 7000	ECMT 7000 K1		
E-8	2	A	13101-Z1C-900	PISTON (STD.).....	-	1	-	1	-	1	-	1	1458490	-----
			13101-Z5T-800	-	1	-	1	-	1	-	1	-----	1458489
	4		13200-Z1C-000	ROD ASSY., CONNECTING (STD.)...	1	-	1	-	1	-	1	-		
					-	1	-	1	-	1	-	1	-----	1458489
		A	13200-Z1C-900	-	1	-	1	-	1	-	1	1458490	-----

NOTE A:PART NO. CHANGE D:NEWLY PROVIDED E:PART NO. DELETION K:REQUIRED NO. CORRECTION L:APPLICATION SERIAL NO. CORRECTION
 M:PART DESCRIPTION CORRECTION T:APPLICATION CORRECTION Z:REMARKS CHANGE



PARTS CATALOGUE NEWS

Service Technology Department, Power Products Operations
Service Division, Honda Motor Co., Ltd.

PARTS CATALOGUE - CORRECTED

Printed in Japan

CODE NO.	17ZP47F2
PARTS CATALOGUE NEWS	EC5000 EC5000K1 ECT7000 ECT7000K1 ECT7000P ECT7000P1 ECMT7000 ECMT7000K1
NEWS NO.	009

Block No.	Ref. No.	Note	Part No.	Description	Reqd. QTY								Serial No.	Parts catalogue code
					EC 5000	EC 5000 K1	ECT 7000	ECT 7000 K1	ECT 7000 P	ECT 7000 P1	ECMT 7000	ECMT 7000 K1		
E-22	3	T	16561-ZE3-000	SPRING, GOVERNOR (L=137.5MM)...	-	-	-	-	-	-	-	1	-	
		D	16561-ZK6-D70	SPRING, GOVERNOR.....	-	-	-	-	-	-	-	-	1	

NOTE A:PART NO. CHANGE D:NEWLY PROVIDED E:PART NO. DELETION K:REQUIRED NO. CORRECTION L:APPLICATION SERIAL NO. CORRECTION
M:PART DESCRIPTION CORRECTION T:APPLICATION CORRECTION Z:REMARKS CHANGE



PARTS CATALOGUE NEWS

Service Technology Department, Power Products Operations
 Service Division, Honda Motor Co., Ltd.

PARTS CATALOGUE - CORRECTED

Printed in Japan

CODE NO.	17ZP47F2
PARTS CATALOGUE NEWS	EC5000 EC5000K1 ECT7000 ECT7000K1 ECT7000P ECT7000P1 ECMT7000 ECMT7000K1
NEWS NO.	010

Block No.	Ref. No.	Note	Part No.	Description	Reqd. QTY								Serial No.	Parts catalogue code
					EC 5000	EC 5000 K1	ECT 7000	ECT 7000 K1	ECT 7000 P	ECT 7000 P1	ECMT 7000	ECMT 7000 K1		
E-20-1	2	E	30700-Z1C-811	* PART NO. DELETION										
		D	30700-Z1C-813	CAP ASSY., NOISE SUPPRESSOR (NGK Y-EZD)	-	1	-	1	-	1	-	-		

NOTE A:PART NO. CHANGE D:NEWLY PROVIDED E:PART NO. DELETION K:REQUIRED NO. CORRECTION L:APPLICATION SERIAL NO. CORRECTION
 M:PART DESCRIPTION CORRECTION T:APPLICATION CORRECTION Z:REMARKS CHANGE



PARTS CATALOGUE NEWS

Service Technology Department, Power Products Operations
 Service Division, Honda Motor Co., Ltd.

PARTS CATALOGUE - CORRECTED

Printed in Japan

CODE NO.	17ZP47F2
PARTS CATALOGUE NEWS	EC5000 EC5000K1 ECT7000 ECT7000K1 ECT7000P ECT7000P1 ECMT7000 ECMT7000K1
NEWS NO.	011

Block No.	Ref. No.	Note	Part No.	Description	Reqd. QTY								Serial No.	Parts catalogue code	
					EC 5000	EC 5000 K1	ECT 7000	ECT 7000 K1	ECT 7000 P	ECT 7000 P1	ECMT 7000	ECMT 7000 K1			
F-31	11	E	87152-ZP4-670	*PART NO. DELETION											
		E	87152-ZP4-671	*PART NO. DELETION											
		E	87152-ZP4-770	*PART NO. DELETION											
		D	87152-ZP4-672	LABEL, SPEC (ECT7000).....	-	-	1	-	-	-	-	-	-----	-----	RGT
		D	87152-ZP4-673	-	-	-	1	-	-	-	-	-----	-----	RGT
		D	87152-ZP4-771	LABEL, SPEC (ECT7000P)	-	-	-	-	1	-	-	-	-----	-----	RGT

NOTE A:PART NO. CHANGE D:NEWLY PROVIDED E:PART NO. DELETION K:REQUIRED NO. CORRECTION L:APPLICATION SERIAL NO. CORRECTION
 M:PART DESCRIPTION CORRECTION T:APPLICATION CORRECTION Z:REMARKS CHANGE



PARTS CATALOGUE NEWS

Service Technology Department, Power Products Operations
 Service Division, Honda Motor Co., Ltd.

PARTS CATALOGUE - CORRECTED

Printed in Japan

CODE NO.	17ZP47F2
PARTS CATALOGUE NEWS	EC5000 EC5000K1 ECT7000 ECT7000K1 ECT7000P ECT7000P1 ECMT7000 ECMT7000K1
NEWS NO.	012

(FRANCE-KD)

Block No.	Ref. No.	Note	Part No.	Description	Reqd. QTY								Serial No.	Parts catalogue code	
					EC 5000	EC 5000 K1	ECT 7000	ECT 7000 K1	ECT 7000 P	ECT 7000 P1	ECMT 7000	ECMT 7000 K1			
F-14	5	T	17223-Z23-H60	BASE COMP., AIR CLEANER.....	-	-	-	-	-	-	-	1	-		
		D	17223-Z23-H61	-	-	-	-	-	-	-	-	1		
F-15-10	4	E	18436-ZH8-W40	*PARTS NO. DELETION											
		D	18436-ZH8-W41	BASE COMP., MUFFLER COVER.	1	1	1	1	1	1	-	-			
F-16	7	E	17505-ZB2-003	*PARTS NO. DELETION											
		T	17505-ZB2-013	METER ASSY., FUEL.....	-	-	-	-	-	-	-	1	1		
F-29-3	1	E	18338-ZT5-000	*PARTS NO. DELETION											
		T	18338-ZT5-010	STAY, MUFFLER.....	-	-	-	-	-	-	-	1	1		
F-31-1	20	E	87152-ZT5-670	*PARTS NO. DELETION											
		D	87152-ZT5-671	LABEL, SPEC (ECMT7000).....	-	-	-	-	-	-	-	1	-	-----	----- RGT

NOTE A:PART NO. CHANGE D:NEWLY PROVIDED E:PART NO. DELETION K:REQUIRED NO. CORRECTION L:APPLICATION SERIAL NO. CORRECTION
 M:PART DESCRIPTION CORRECTION T:APPLICATION CORRECTION Z:REMARKS CHANGE



PARTS CATALOGUE NEWS

Service Technology Department, Power Products Operations
Service Division, Honda Motor Co., Ltd.

PARTS CATALOGUE - CORRECTED

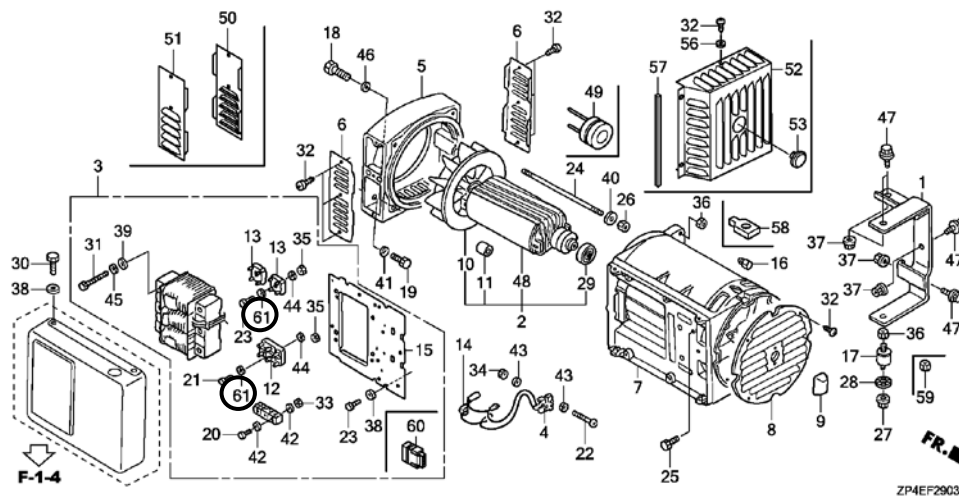
Printed in Japan

CODE NO.	17ZP47F2
PARTS CATALOGUE NEWS	EC5000 EC5000K1 ECT7000 ECT7000K1 ECT7000P ECT7000P1 ECMT7000 ECMT7000K1
NEWS NO.	013

(FRANCE-KD)

Block No.	Ref. No.	Note	Part No.	Description	Reqd. QTY								Serial No.	Parts catalogue code
					EC 5000 K1	EC 5000	ECT 7000 K1	ECT 7000	ECT 7000 P	ECT 7000 P1	ECMT 7000 K1	ECMT 7000		

F-29-3 ROTOR/STATOR (4)



F-29-3	44	K	94111-05800	WASHER, SPRING, 5MM.	-	-	-	-	-	-	4	4		
	61	D	94111-05800	WASHER, SPRING, 5MM.	-	-	-	-	-	-	4	4		

NOTE A:PART NO. CHANGE D:NEWLY PROVIDED E:PART NO. DELETION K:REQUIRED NO. CORRECTION L:APPLICATION SERIAL NO. CORRECTION
M:PART DESCRIPTION CORRECTION T:APPLICATION CORRECTION Z:REMARKS CHANGE



PARTS CATALOGUE NEWS

Service Technology Department, Power Products Operations
Service Division, Honda Motor Co., Ltd.

PARTS CATALOGUE - CORRECTED

Printed in Japan

CODE NO.	17ZP47F2
PARTS CATALOGUE NEWS	EC5000 EC5000K1 ECT7000 ECT7000K1 ECT7000P ECT7000P1 ECMT7000 ECMT7000K1
NEWS NO.	014

(FRANCE-KD)

Block No.	Ref. No.	Note	Part No.	Description	Reqd. QTY								Serial No.	Parts catalogue code
					EC 5000	EC 5000 K1	ECT 7000	ECT 7000 K1	ECT 7000 P	ECT 7000 P1	ECMT 7000	ECMT 7000 K1		
E-15-1	8	E	17410-Z5T-010	*PARTS NO. DELETION										
		D	17410-Z5T-020	ELBOW COMP., AIR CLEANER.....	-	1	-	1	-	1	-	-		
E-16	1	E	18310-Z5T-000	*PARTS NO. DELETION										
		D	18310-Z5T-010	MUFFLER COMP.....	-	1	-	1	-	1	-	-		

NOTE A:PART NO. CHANGE D:NEWLY PROVIDED E:PART NO. DELETION K:REQUIRED NO. CORRECTION L:APPLICATION SERIAL NO. CORRECTION
M:PART DESCRIPTION CORRECTION T:APPLICATION CORRECTION Z:REMARKS CHANGE



PARTS CATALOGUE NEWS

Service Technology Department, Power Products Operations
 Service Division, Honda Motor Co., Ltd.

PARTS CATALOGUE - CORRECTED

Printed in Japan

CODE NO.	17ZP47F2
PARTS CATALOGUE NEWS	EC5000 EC5000K1 ECT7000 ECT7000K1 ECT7000P ECT7000P1 ECMT7000 ECMT7000K1
NEWS NO.	015

(FRANCE-KD)

Block No.	Ref. No.	Note	Part No.	Description	Reqd. QTY								Serial No.	Parts catalogue code
					EC 5000	EC 5000 K1	ECT 7000	ECT 7000 K1	ECT 7000 P	ECT 7000 P1	ECMT 7000	ECMT 7000 K1		
E-16	2	E	18320-ZF6-W01	*PARTS NO. DELETION										
		D	18320-ZF6-W02	PROTECTOR COMP., MUFFLER (100DB)	1	-	1	-	1	-	-	-		

NOTE A:PART NO. CHANGE D:NEWLY PROVIDED E:PART NO. DELETION K:REQUIRED NO. CORRECTION L:APPLICATION SERIAL NO. CORRECTION
 M:PART DESCRIPTION CORRECTION T:APPLICATION CORRECTION Z:REMARKS CHANGE

HONDA PARTS CATALOGUE NEWS

Service Information Department, Power Products Operations
 Service Division, Honda Motor Co., Ltd.

PARTS CATALOGUE - CORRECTED

Printed in Japan

CODE NO.	17ZP47F2
PARTS CATALOGUE NEWS	EC5000 EC5000K1 ECT7000 ECT7000K1 ECT7000P ECT7000P1 ECMT7000 ECMT7000K1
NEWS NO.	016

Block No.	Ref. No.	Note	Part No.	Description	Reqd. QTY								Serial No.	Parts catalogue code	
					EC 5000	EC 5000 K1	ECT 7000	ECT 7000 K1	ECT 7000 P	ECT 7000 P1	ECMT 7000	ECMT 7000 K1			
E-16	4		18333-ZF6-W01	GASKET, EX. PIPE.....	1	-	1	-	1	-	-	-			
		A	18333-Z1C-901	-	1	-	1	-	1	-	-	-----	1432490	
E-20-1	6		32110-Z5T-000	HARNESS ASSY., ENGINE WIRE...	-	1	-	1	-	1	-	-	-----	1432490	
		A	32110-Z5K-000	-	1	-	1	-	1	-	-	1432491	-----	
			32110-Z5T-810	HARNESS ASSY., ENGINE WIRE (SEL)	-	-	-	-	-	-	-	-	1	-----	1432362
		A	32110-Z5K-810	-	-	-	-	-	-	-	-	1	1432363	-----

NOTE A:PART NO. CHANGE D:NEWLY PROVIDED E:PART NO. DELETION K:REQUIRED NO. CORRECTION L:APPLICATION SERIAL NO. CORRECTION
 M:PART DESCRIPTION CORRECTION T:APPLICATION CORRECTION Z:REMARKS CHANGE

HONDA PARTS CATALOGUE NEWS

Service Information Department, Power Products Operations
Service Division, Honda Motor Co., Ltd.

PARTS CATALOGUE - CORRECTED

Printed in Japan

CODE NO.	17ZP47F2
PARTS CATALOGUE NEWS	EC5000 EC5000K1 ECT7000 ECT7000K1 ECT7000P ECT7000P1 ECMT7000 ECMT7000K1
NEWS NO.	017

Block No.	Ref. No.	Note	Part No.	Description	Reqd. QTY								Serial No.	Parts catalogue code	
					EC 5000	EC 5000 K1	ECT 7000	ECT 7000 K1	ECT 7000 P	ECT 7000 P1	ECMT 7000	ECMT 7000 K1			
E-14-1	24		16269-ZA0-800	PACKING, AIR CLEANER.....	-	-	-	-	-	-	-	1	-		
					-	-	-	-	-	-	-	-	1	-----	1577867
		A	17228-Z5T-000	-	-	-	-	-	-	-	-	1	1577868	-----
E-20	1		30500-ZF6-W03	COIL ASSY., IGNITION.....	1	-	1	-	1	-	1	-	-----	1717615	
		A	30500-ZF6-H31	1	-	1	-	1	-	1	-	1717616	-----	
F-15-10	1	L	17233-896-701	COLLAR, AIR CLEANER CASE.....	2	-	2	-	2	-	-	-			
					-	2	-	-	-	-	-	-	-----	8400328	
					-	-	-	2	-	-	-	-	-----	8400656	
									2	-	-	-----	8400896		
	8	L	90050-ZE1-000	SCREW, TAPPING, 5X8.....	1	-	1	-	1	-	-	-			
					-	1	-	-	-	-	-	-	-----	8400328	
					-	-	-	1	-	-	-	-	-----	8400656	
					-	-	-	-	-	1	-	-	-----	8400896	
	9	L	90050-ZH8-W40	SCREW, TAPPING, 5X25.....	2	-	2	-	2	-	-	-			
					-	2	-	-	-	-	-	-	-----	8400328	

NOTE A:PART NO. CHANGE D:NEWLY PROVIDED E:PART NO. DELETION K:REQUIRED NO. CORRECTION L:APPLICATION SERIAL NO. CORRECTION
M:PART DESCRIPTION CORRECTION T:APPLICATION CORRECTION Z:REMARKS CHANGE

PARTS CATALOGUE NEWS

BOOKNo. :17ZP47F2

Block No.	Ref. No.	Note	Part No.	Description	Reqd. QTY								Serial No.	Parts catalogue code	
					EC 5000	EC 5000 K1	ECT 7000	ECT 7000 K1	ECT 7000 P	ECT 7000 P1	ECMT 7000	ECMT 7000 K1			
					-	-	-	2	-	-	-	-	-----	8400656	
					-	-	-	-	-	2	-	-	-----	8400896	
F-31	2	L	87106-ZD5-000	MARK, FUEL CAUTION.....	1	-	1	-	1	-	-	-	-----	8309999	BT, FT, GVT, GVWT, ITT
	3		87152-ZP4-G61	LABEL, SPECIFICATION.....	-	-	-	1	-	-	-	-	-----	8502120	FT, GVT, GVWT, ITT
			87152-ZP4-E91	-	1	-	-	-	-	-	-	-----	8502040	BT
	A		87152-ZP4-G62	-	-	-	1	-	-	-	-	8502121	-----	FT, GVT, GVWT, ITT
	A		87152-ZP4-E92	-	1	-	-	-	-	-	-	8502041	-----	BT
	10	T	87106-ZD5-010	MARK, FUEL CAUTION.....	1	-	1	-	1	-	-	-	8310000	-----	BT, FT, GVT, GVWT, ITT
					-	1	-	1	-	1	-	-			
					-	-	1	-	1	-	-	-	-----	-----	RGT
	14	T	87580-ZP3-A40	MARK, CIRCUIT BREAKER(230V)...	-	1	1	1	-	-	-	-	-----	-----	FT, GVT, GVWT, ITT, RGT
F-31-1	3	L	87106-ZA8-660	MARK, FUEL CAUTION.....	-	-	-	-	-	-	1	-	-----	8309999	FT, GVT, GVWT
	4		87152-ZT5-J61	LABEL, SPECIFICATION.....	-	-	-	-	-	-	-	1	-----	8502040	
	A		87152-ZT5-J63	-	-	-	-	-	-	-	1	8502041	-----	
	5	L	87521-Z5T-000	EMBLEM(HONDA GX390).....	-	-	-	-	-	-	-	1	-----	8400264	
	13		87565-ZB4-A00	PLATE, FUEL INDICATION.....	-	-	-	-	-	-	1	-			
					-	-	-	-	-	-	-	1	-----	8401234	
	A		87565-Z22-620	MARK, FUEL INDICATION.....	-	-	-	-	-	-	-	1	8401235	-----	
	19	T	87106-ZD5-010	MARK, FUEL CAUTION.....	-	-	-	-	-	-	1	-	8310000	-----	FT, GVT, GVWT
					-	-	-	-	-	-	1	-	-----	-----	RGT
					-	-	-	-	-	-	-	1			

NOTE A:PART NO. CHANGE D:NEWLY PROVIDED E:PART NO.DELETION K:REQUIRED NO. CORRECTION L:APPLICATION SERIAL NO. CORRECTION
M:PART DESCRIPTION CORRECTION T:APPLICATION CORRECTION Z:REMARKS CHANGE

HONDA PARTS CATALOGUE NEWS

PARTS CATALOGUE - CORRECTED

CODE NO.	17ZP47F2
PARTS CATALOGUE NEWS	EC5000 EC5000K1 ECT7000 ECT7000K1 ECT7000P ECT7000P1 ECMT7000 ECMT7000K1
NEWS NO.	018

Block No.	Ref. No.	Note	Part No.	Description	Reqd. QTY								Serial No.	Parts catalogue code
					EC 5000	EC 5000 K1	ECT 7000	ECT 7000 K1	ECT 7000 P	ECT 7000 P1	ECMT 7000	ECMT 7000 K1		
E-9	2	L	14100-Z5T-820	CAMSHAFT ASSY.....	-	1	-	1	-	1	-	-	1111713	1348165
					-	-	-	-	-	-	-	1	1111713	1349021
	6		14451-ZE1-013	PIVOT, ROCKER ARM.....	2	-	2	-	2	-	2	-		
					-	2	-	2	-	2	-	2	-----	1572803
		A	14451-Z4M-000	-	2	-	2	-	2	-	2	1572804	-----
	7	L	14568-ZE1-000	SPRING, WEIGHT RETURN.....	1	-	1	-	1	-	1	-		
					-	1	-	1	-	1	-	-	1111713	1348165
					-	-	-	-	-	-	-	1	1111713	1349021
	11	E	14771-ZE2-000	*PARTS NO. DELETION										
			T	14771-Z8S-000	RETAINER, IN. VALVE SPRING....	1	1	1	1	1	1	1	1	
12	E	14773-ZE2-000	*PARTS NO. DELETION											
		D	14773-Z8S-000	RETAINER, EX. VALVE SPRING....	1	-	1	-	1	-	1	-		
E-11	12		90008-ZE2-003	BOLT, FLANGE, 6X10.....	3	-	3	-	3	-	3	-		
					-	3	-	3	-	3	-	3	-----	1379889
		A	95701-06010-00	-	3	-	3	-	3	-	3	1379890	-----

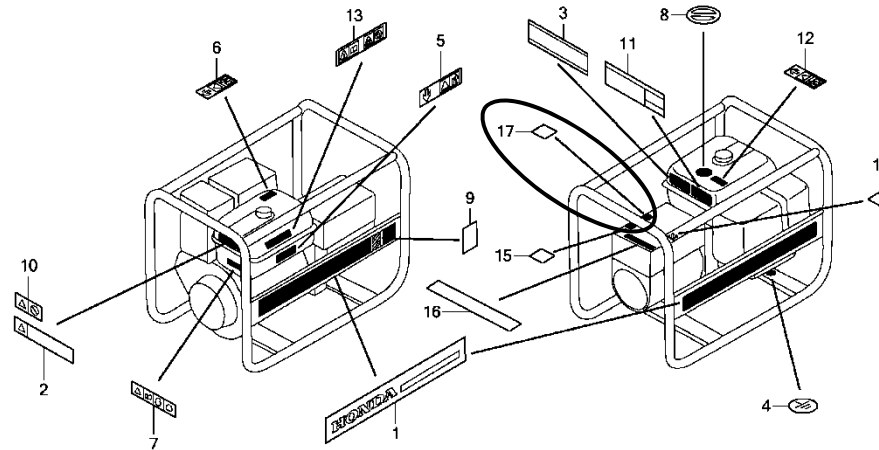
NOTE A:PART NO. CHANGE D:NEWLY PROVIDED E:PART NO. DELETION K:REQUIRED NO. CORRECTION L:APPLICATION SERIAL NO. CORRECTION
M:PART DESCRIPTION CORRECTION T:APPLICATION CORRECTION Z:REMARKS CHANGE

PARTS CATALOGUE NEWS

BOOKNo. : 17ZP47F2

Block No.	Ref. No.	Note	Part No.	Description	Reqd. QTY								Serial No.	Parts catalogue code	
					EC 5000	EG 5000 K1	ECT 7000	ECT 7000 K1	ECT 7000 P	ECT 7000 P1	ECMT 7000	ECMT 7000 K1			
E-17	2		16955-ZE1-000	JOINT, FUEL TANK.....	1	-	1	-	1	-	-	-	-	----- 1717615	
	A		16955-ZE1-010	1	-	1	-	1	-	-	-	1717616 -----		
					-	1	-	1	-	1	-	-			
F-14	6	E	17223-965-003	*PARTS NO. DELETION											
	T		17223-Z23-000	SPRING, AIR CLEANER CASE LID..	-	-	-	-	-	-	-	2	2		
F-15	6	E	18333-ZB4-800	*PARTS NO. DELETION											
	T		18333-ZB4-801	GASKET, EX. PIPE.....	-	-	-	-	-	-	-	1	1		
	7	E	18333-ZE3-800	*PARTS NO. DELETION											
	T		18333-ZE3-801	GASKET, EX. PIPE.....	-	-	-	-	-	-	-	1	-		

F-31 LABEL (1)



ZP4EF3100C

F-31	9	T	87709-Z07-S50	MARK, RECYCLE.....	1	1	1	1	1	1	-	-	-----	-----	GVWT
					-	1	-	-	-	-	-	-	8502561 -----	-----	BT, FT, GVT
					-	-	-	1	-	-	-	-	8503241 -----	-----	FT, GVT, ITT

NOTE A:PART NO. CHANGE D:NEWLY PROVIDED E:PART NO. DELETION K:REQUIRED NO. CORRECTION L:APPLICATION SERIAL NO. CORRECTION
M:PART DESCRIPTION CORRECTION T:APPLICATION CORRECTION Z:REMARKS CHANGE

PARTS CATALOGUE NEWS

BOOKNo. : 17ZP47F2

Block No.	Ref. No.	Note	Part No.	Description	Reqd. QTY								Serial No.	Parts catalogue code	
					EC 5000	EG 5000 K1	ECT 7000	ECT 7000 K1	ECT 7000 P	ECT 7000 P1	ECMT 7000	ECMT 7000 K1			
					-	-	-	-	-	1	-	-	8503361	-----	GVT
	15	T	87580-ZP4-940	MARK, CIRCUIT BREAKER (400V)...	-	-	1	1	-	-	-	-			
	16	T	87580-ZP4-A90	MARK, CIRCUIT BREAKER (115V/230V)	1	1	-	-	-	-	-	-	-----	-----	BT
	17	D	87580-ZP3-A40	MARK, CIRCUIT BREAKER (230V)...	1	-	-	-	-	-	-	-			
F-31-1	6		87528-898-620	MARK, CHOKE.....	-	-	-	-	-	-	1	-	-----	8302650	FT, GVT, GVWT
		A	87528-ZR6-T60	-	-	-	-	-	-	1	-	-----	-----	RGT
					-	-	-	-	-	-	1	-	8302651	-----	FT, GVT, GVWT
					-	-	-	-	-	-	-	1			
	21	T	87565-Z15-W70	MARK, FUEL.....	-	-	-	-	-	-	1	-	-----	-----	RGT
					-	-	-	-	-	-	1	-	8310001	-----	FT, GVT, GVWT
					-	-	-	-	-	-	-	1			
	22	T	87580-ZP3-A40	MARK, CIRCUIT BREAKER (230V)...	-	-	-	-	-	-	1	1			
	23	T	87580-ZP4-940	MARK, CIRCUIT BREAKER (400V)...	-	-	-	-	-	-	1	1			

NOTE A:PART NO. CHANGE D:NEWLY PROVIDED E:PART NO. DELETION K:REQUIRED NO. CORRECTION L:APPLICATION SERIAL NO. CORRECTION
M:PART DESCRIPTION CORRECTION T:APPLICATION CORRECTION Z:REMARKS CHANGE

HONDA PARTS CATALOGUE NEWS

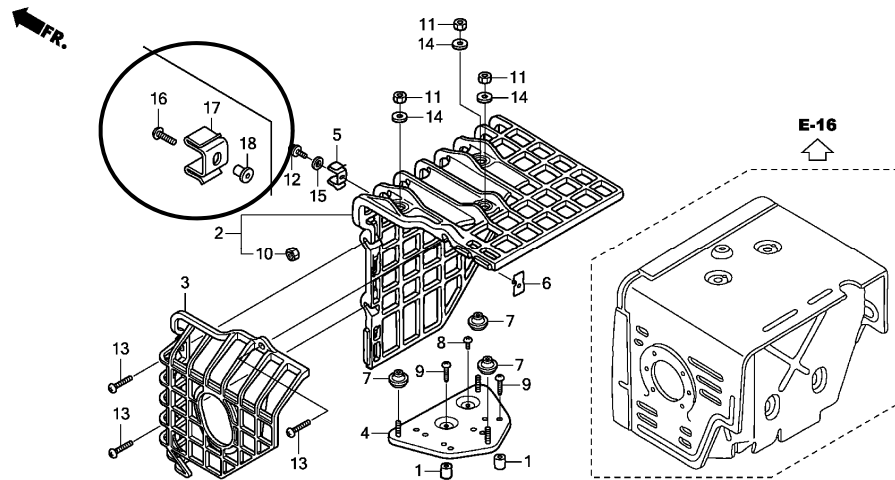
PARTS CATALOGUE - CORRECTED

CODE NO.	17ZP47F2
PARTS CATALOGUE NEWS	EC5000 EC5000K1 ECT7000 ECT7000K1 ECT7000P ECT7000P1 ECMT7000 ECMT7000K1
NEWS NO.	019

Block No.	Ref. No.	Note	Part No.	Description	Reqd. QTY								Serial No.	Parts catalogue code
					EC 5000	EC 5000 K1	ECT 7000	ECT 7000 K1	ECT 7000 P	ECT 7000 P1	ECMT 7000	ECMT 7000 K1		

F-15-10 MUFFLER COVER

Ref. No.	(Relative ref. Number)	Description	FRT
2	3131J4	COVER, MUFFLER PROTECTOR	0.1



ZP4EF1510B

F-15-10	2	E	18433-ZF6-W40	*PART NO. DELETION									
		T	18433-Z5T-000	COVER COMP., MUFFLER.....	1	1	1	1	-	-	-	-	-
	16	T	90006-Z5T-000	SCREW, TAPPING, 6X25.....	1	1	1	1	1	1	-	-	-

NOTE A:PART NO. CHANGE D:NEWLY PROVIDED E:PART NO. DELETION K:REQUIRED NO. CORRECTION L:APPLICATION SERIAL NO. CORRECTION
M:PART DESCRIPTION CORRECTION T:APPLICATION CORRECTION Z:REMARKS CHANGE

PARTS CATALOGUE NEWS

BOOKNo. : 17ZP47F2

Block No.	Ref. No.	Note	Part No.	Description	Reqd. QTY								Serial No.	Parts catalogue code
					EC 5000	EC 5000 K1	ECT 7000	ECT 7000 K1	ECT 7000 P	ECT 7000 P1	ECMT 7000	ECMT 7000 K1		
	17	D	18437-Z5T-000	STAY, MUFFLER COVER.....	1	1	1	1	1	1	-	-		
	18	D	19619-ZL8-300	COLLAR, FAN COVER.....	1	1	1	1	1	1	-	-		

NOTE A:PART NO. CHANGE D:NEWLY PROVIDED E:PART NO. DELETION K:REQUIRED NO. CORRECTION L:APPLICATION SERIAL NO. CORRECTION
M:PART DESCRIPTION CORRECTION T:APPLICATION CORRECTION Z:REMARKS CHANGE

HONDA PARTS CATALOGUE NEWS

PARTS CATALOGUE - CORRECTED

CODE NO.	17ZP47F2
PARTS CATALOGUE NEWS	EC5000 EC5000K1 ECT7000 ECT7000K1 ECT7000P ECT7000P1 ECMT7000 ECMT7000K1
NEWS NO.	020

Block No.	Ref. No.	Note	Part No.	Description	Reqd. QTY								Serial No.	Parts catalogue code
					EC 5000	EC 5000 K1	ECT 7000	ECT 7000 K1	ECT 7000 P	ECT 7000 P1	ECMT 7000	ECMT 7000 K1		
E-14-1	7		16028-ZA0-931	SCREW SET..... (CARBURETOR NO.)	-	-	-	-	-	-	1	-		
	A		16028-Z7E-E61	SCREW SET..... (CARBURETOR NO.)	-	-	-	-	-	-	1	-	----- BE95C A	
	8		16100-Z1C-F31	CARBURETOR ASSY. (BE95C A).....	-	-	-	-	-	-	1	-	----- 1943471	
	A		16100-Z1C-F32	CARBURETOR ASSY. (BE95C B).....	-	-	-	-	-	-	1	-	1943472 -----	
F-31	3		87152-ZP4-E61	LABEL, SPECIFICATION.....	-	1	-	-	-	-	-	-	----- 8502040	FT, GVT, GVWT, ITT
	A		87152-ZP4-E62	-	1	-	-	-	-	-	-	8502041 -----	FT, GVT, GVWT, ITT
			87152-ZP4-J61	-	-	-	-	-	1	-	-	----- 8502080	
	A		87152-ZP4-J63	-	-	-	-	-	1	-	-	8502081 -----	
	11		87152-ZP4-673	LABEL, SPEC (ECT7000).....	-	-	-	1	-	-	-	-	----- 8502120	RGT
	A		87152-ZP4-675	-	-	-	1	-	-	-	-	8502121 -----	RGT

NOTE A:PART NO. CHANGE D:NEWLY PROVIDED E:PART NO. DELETION K:REQUIRED NO. CORRECTION L:APPLICATION SERIAL NO. CORRECTION
M:PART DESCRIPTION CORRECTION T:APPLICATION CORRECTION Z:REMARKS CHANGE

HONDA PARTS CATALOGUE NEWS

PARTS CATALOGUE - CORRECTED

CODE NO.	17ZP47F2
PARTS CATALOGUE NEWS	EC5000 EC5000K1 ECT7000 ECT7000K1 ECT7000P ECT7000P1 ECMT7000 ECMT7000K1
NEWS NO.	021

Block No.	Ref. No.	Note	Part No.	Description	Reqd. QTY								Serial No.	Parts catalogue code
					EC 5000	EC 5000 K1	ECT 7000	ECT 7000 K1	ECT 7000 P	ECT 7000 P1	ECMT 7000	ECMT 7000 K1		
E-3	8	D	91201-Z7E-003	OIL SEAL, 35X52X8.....	-	1	-	1	-	1	-	1		
	9	D	91203-Z7E-003	OIL SEAL, 8X14X5.....	-	1	-	1	-	1	-	1		
E-20-1	1	D	30500-Z5T-004	COIL ASSY., IGNITION(IIDA)....	-	1	-	1	-	1	-	1		

NOTE A:PART NO. CHANGE D:NEWLY PROVIDED E:PART NO.DELETION K:REQUIRED NO. CORRECTION L:APPLICATION SERIAL NO. CORRECTION
M:PART DESCRIPTION CORRECTION T:APPLICATION CORRECTION Z:REMARKS CHANGE