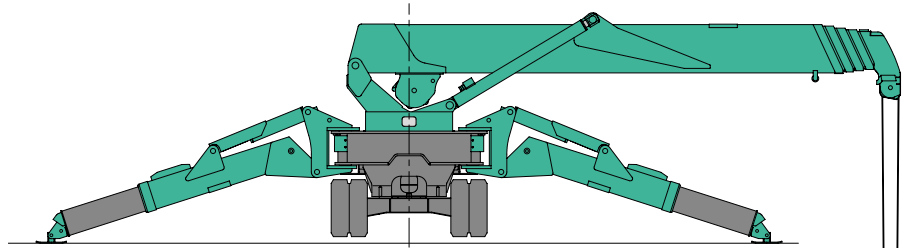





# MC405



MC 405 är en minikran med fantastiska 3830 kg lyftkapacitet. Den har även en funktion som kallas pick and carry, vilket gör att du kan köra med 500 kg last för att förflytta gods en längre bit. För att nå ännu längre kan du få som tillval den stora jibben, då du når 20,7m. Den lilla jibben som alltid sitter på lyfter 850 Kg.



- 3.83 Ton Max Lyftkapacitet
- 16,8m arbetshöjd
- 20,7m Arbetshöjd med stora jibben.
- 500 Kg "Pick and carry"
- Steglös Hastighet på gaspedal
- Programmerbar momentbegränsare
- 4 falls / 2 falls block eller 1 falls block
- Tipplarm för säker användning
- Fjärrkontroll
- Stödenbenen har "interlock system"
- Lilla jibben tar 850 kg



This working range chart shows total rated load including boom and jib deflection.



# MC405



Total rated load with Outriggers at Maximum position with 850kg Searcher Hook

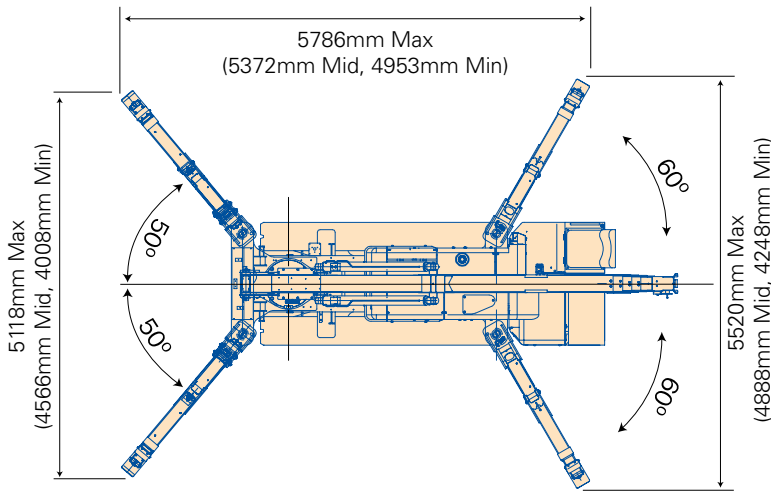
Working radius (m)	Total rated load (kg)				
	4.735m boom	7.695m boom	10.655m boom	13.565m boom	16.475m boom
2.7	850	850			
3.5	850	850	850		
4.0	850	850	850	850	
4.6	850	850	850	850	
5.0		850	850	850	850
6.0		850	850	850	850
7.5		850	850	850	670
8.0			850	850	620
10.5			550	760	490
13.4				390	340
14.0					310
15.0					250
16.3					170

Total rated load Outriggers at Maximum position

4.735m/7.695m boom		10.655m boom		13.565m boom		16.475m boom	
Working radius (m)	Total rated load (kg)	Working radius (m)	Total rated load (kg)	Working radius (m)	Total rated load (kg)	Working radius (m)	Total rated load (kg)
< 2.7	3830	3.5	3030	4	2230	5	1130
3.5	3030	4	2580	4.5	1930	5.5	980
4	2580	5	2030	5	1730	6	910
5	2030	6	1680	6	1400	7	760
6	1680	7	1380	7	1180	8	650
7	1380	8	1130	8	1030	9	600
7.25	1330	9	880	9	930	10	550
		10.2	580	10	830	11	490
				11	690	12	440
				12	530	13	380
				13.1	430	14	320
						15	260
						16	210

## Outrigger Footprints

Diagram shows outriggers at maximum position.



Total rated load Outriggers at Middle position

4.735m/7.695m boom		10.655m boom		13.565m boom		16.475m boom	
Working radius (m)	Total rated load (kg)	Working radius (m)	Total rated load (kg)	Working radius (m)	Total rated load (kg)	Working radius (m)	Total rated load (kg)
< 2.7	3830	3.5	3030	4	2230	5	1130
3.5	3030	4	2580	4.5	1830	5.5	980
4	2580	5	1880	5	1630	6	910
5	1880	6	1430	6	1330	7	730
6	1430	7	1130	7	1080	8	630
7	1160	8	880	8	880	9	550
7.25	1120	9	740	9	730	10	480
		10.2	490	10	530	11	430
				11	480	12	380
				12	430	13	330
				13.1	330	14	280
						15	220
						16	180

Total rated load Outriggers at Minimum position

4.735m/7.695m boom		10.655m boom		13.565m boom		16.475m boom	
Working radius (m)	Total rated load (kg)	Working radius (m)	Total rated load (kg)	Working radius (m)	Total rated load (kg)	Working radius (m)	Total rated load (kg)
< 2.7	3830	3.5	3030	4	2230	5	1130
3.5	3030	4	2580	4.5	1830	5.5	980
4	2580	5	1680	5	1630	6	880
5	1680	6	1180	6	1180	7	730
6	1180	7	880	7	830	8	530
7	930	8	730	8	680	9	450
7.25	780	9	580	9	550	10	420
		10.2	400	10	430	11	370
				11	380	12	330
				12	350	13	280
				13.1	310	14	240
						15	190
						16	150

